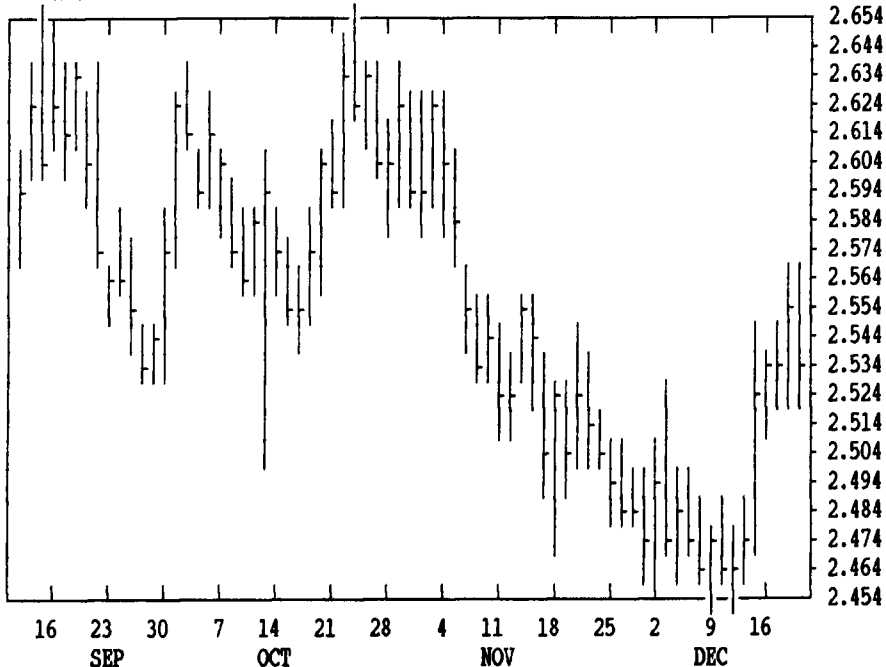


# GRAIN, CATTLE AND HOG FUTURES MARKETS

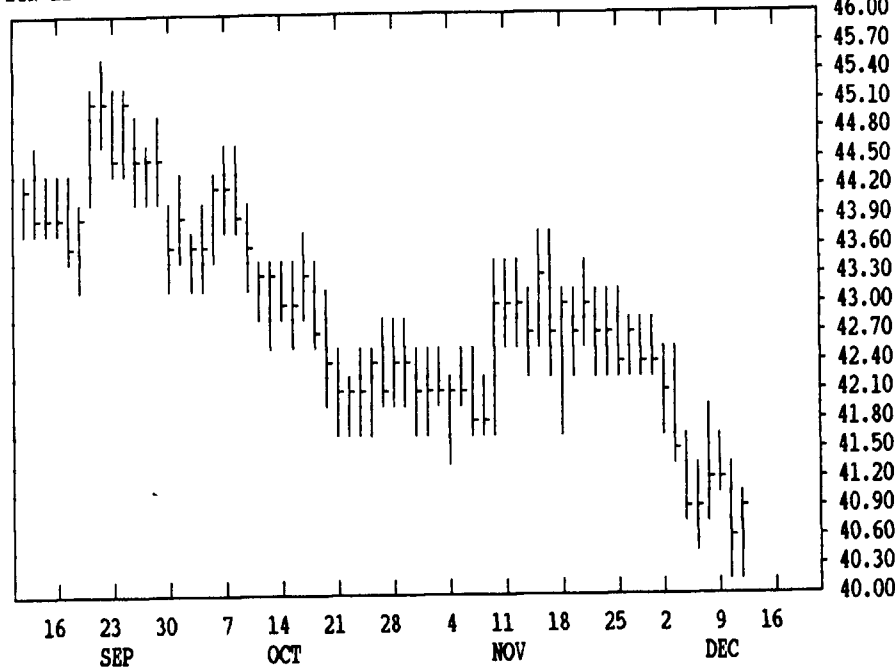
From DTN farmer satellite daily update. Service phone: (717) 731-1520

(Closing bids: Wednesday, December 18)

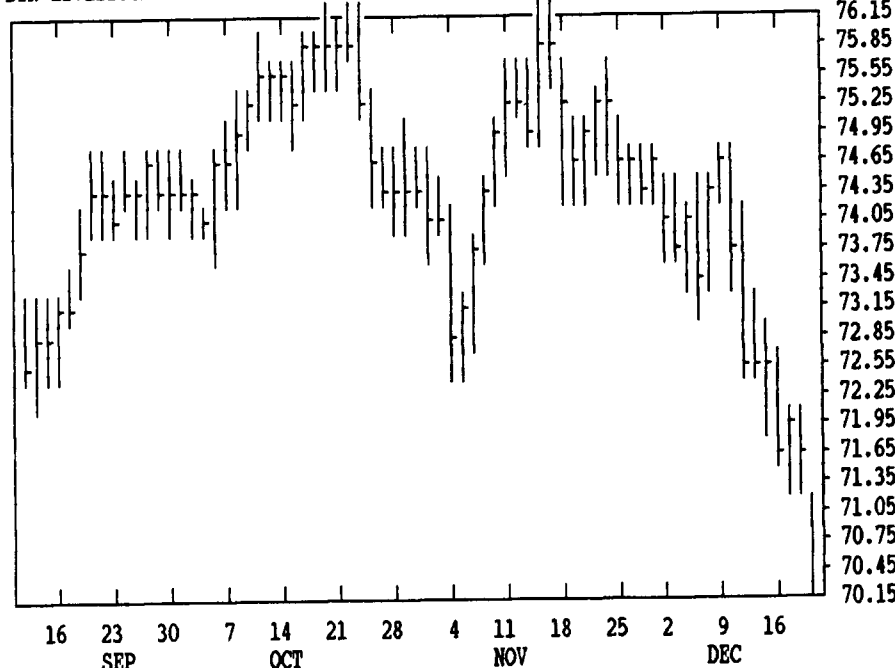
DTN GRAINS 16 MARCH CORN CONTRACT HIGH: 2.772 LOW: 2.284



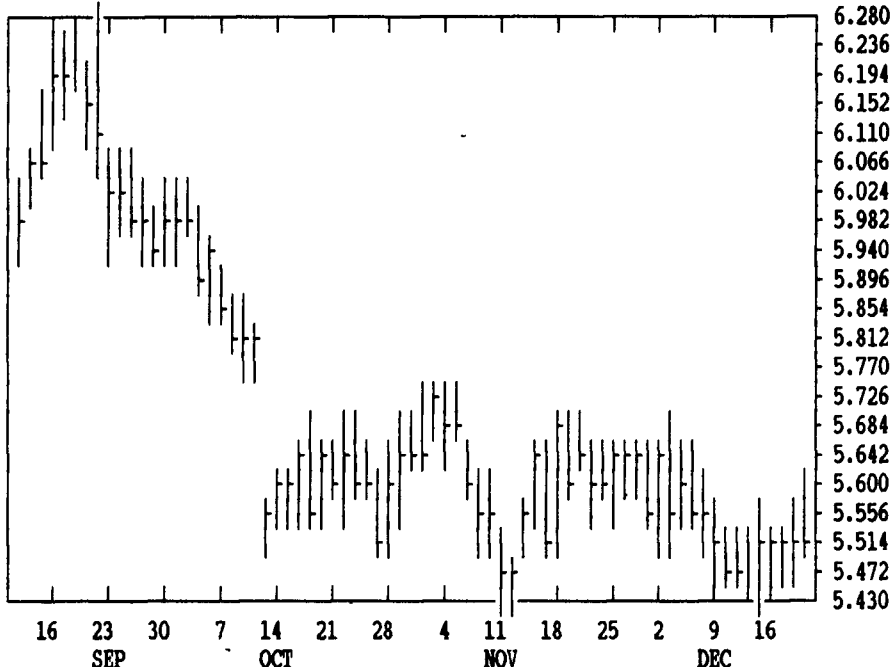
DTN LIVESTOCK 17 FEB HOGS CONTRACT HIGH: 48.35 LOW: 40.30



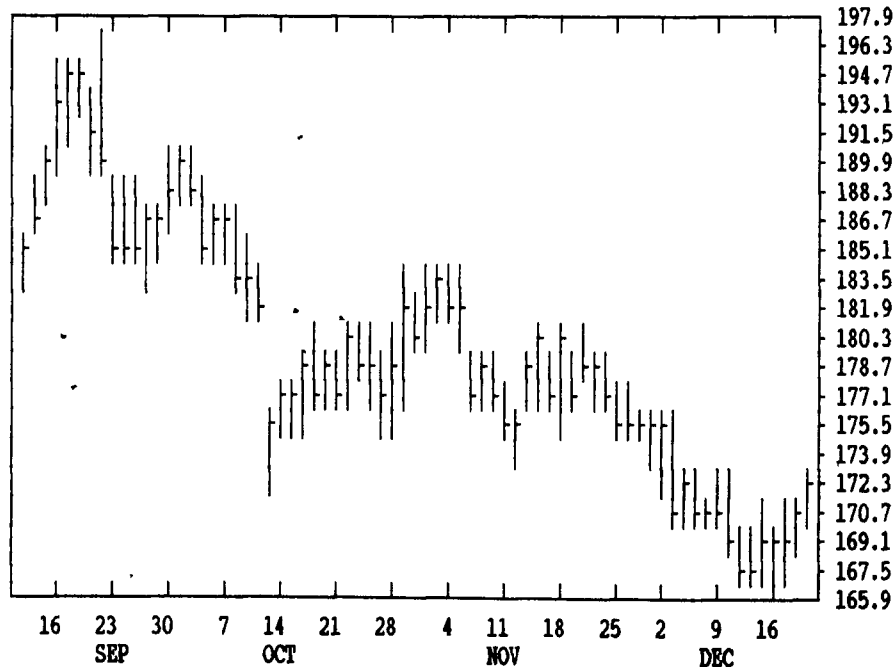
DTN LIVESTOCK 18 FEB LIVE CATTLE CONTRACT HIGH: 76.70 LOW: 70.15



DTN GRAINS 21 JAN SOYBEANS CONTRACT HIGH: 6.590 LOW: 5.274



DTN GRAINS 23 JANUARY SOY MEAL CONTRACT HIGH: 196.3 LOW: 161.3



DTN FUTURES 10 12/19/91		TECHNICAL POINTS				SLOW STOCHASTIC						
PRICES ARE DECIMAL		MOVING AVERAGES				RSI'S						
CONTRACT	CLOSE	4-DAY	9-DAY	18-DAY	45-DAY	9DAY	14DAY	30DAY	%K	%D	%K	%D
WHEAT MAR	386.75	387.94	383.69	379.11	366.45	62.7	62.9	62.4	82	84	88	82
WHEAT JULY	333.50	335.56	332.83	329.96	326.91	56.8	57.1	57.1	80	86	76	68
KC WHT MAR	388.50	389.62	385.47	381.15	369.62	63.6	63.7	63.4	86	88	87	80
KC WHT JULY	339.00	340.56	338.03	335.69	334.48	56.3	56.2	56.4	83	88	60	53
MN WHT MAR	375.25	375.75	371.36	366.21	355.03	67.2	65.9	63.5	86	86	91	85
CORN MAR	253.25	254.00	250.86	249.65	253.93	57.8	53.8	50.5	81	84	83	56
CORN JULY	263.75	264.94	261.83	260.90	265.07	55.3	52.5	51.3	80	82	78	50
OATS MAR	134.75	136.37	135.64	135.00	137.74	44.1	45.0	46.6	51	72	74	66

BEANS JAN	553.00	551.81	550.50	555.50	559.01	47.9	46.4	46.5	68	68	33	22
BEANS JULY	570.25	570.94	571.03	575.50	581.57	41.8	42.3	45.2	48	50	22	15
BEANS NOV	578.75	578.37	579.47	581.56	567.58	50.3	52.2	52.3	39	37	60	68
MEAL JAN	172.10	170.45	169.88	171.97	176.29	51.0	45.9	45.6	77	63	21	12
SB OIL JAN	19.01	19.16	19.17	19.26	19.33	41.1	43.5	45.3	46	56	41	43
CATTLE FEB	70.15	71.37	72.45	73.37	74.34	18.0	24.1	33.9	10	11	6	9
CATTLE APR	71.42	72.54	73.28	73.71	74.40	23.9	29.3	36.8	14	17	10	16
FEEDER JAN	77.00	78.52	79.55	80.62	82.43	19.6	23.9	31.2	10	14	6	9
HOGS FEB	41.05	41.09	41.12	41.53	42.18	41.2	40.9	41.8	28	43	29	27
HOGS APR	38.77	39.00	39.14	39.55	40.26	35.1	36.6	38.9	20	40	25	25
BELLY FEB	37.10	38.07	38.37	38.47	40.32	30.2	33.0	36.8	18	36	30	35

CORN				CHICAGO WHEAT				K.C. WHEAT			
MAR	HIGH	LOW	LAST CHG	MAR	HIGH	LOW	LAST CHG	MAR	HIGH	LOW	LAST CHG
MAR			2532	MAR			3866	MAR			3884
MAY			2590	MAY			3642	MAY			3670
JULY			2636	JULY			3334	JULY			3390
SEP			2594	SEP			3390	SEP			3404
DEC			2562	DEC			3510	DEC			
MAR			2626	MAR							

SOYBEANS				OATS				MINN WHEAT			
JAN	HIGH	LOW	LAST CHG	MAR	HIGH	LOW	LAST CHG	MAR	HIGH	LOW	LAST CHG
JAN	5592	5522	5530* +2	MAR			1346	MAR			3752
MAR	5636	5564	5570* -12	MAY			1364	MAY			3610
MAY	5704	5622	5626* -14	JULY			1380	JULY			3456
JULY	5774	5700	5702* -16	SEP			1380	SEP			3386
AUG	5814	5730	5730* -16	DEC			1414	DEC			
SEP	5800	5740	5740* -20	JAN			1721	JAN			1901
NOV	5840	5774	5786* -4	MAR			1701	MAR			1932
JAN	5930	5880	5880* -10	MAY			1701	MAY			1967
MAR	5980	5980	5980* -10	JULY			1714	JULY			1996
MAY				AUG			1721	AUG			2015
				SEP			1721	SEP			2023
				OCT			1846	OCT			2028
				DEC			1857	DEC			2055

LIVE CATTLE				FEEDER CATTLE				LIVE HOGS			
DEC	HIGH	LOW	LAST CHG	JAN	HIGH	LOW	LAST CHG	DEC	HIGH	LOW	LAST CHG
DEC	6970	6880	6897* -105	JAN	7790	7700	7700* -150	DEC	4130	4060	4117* +40
FEB	7100	7015	7015* -150	MAR	7610	7535	7535* -150	FEB	4135	4082	4105* +20
APR	7225	7135	7142* -135	APR	7540	7437	7440* -147	APR	3910	3865	3877* -5
JUN	6900	6822	6835* -82	MAY	7465	7350	7350* -145	JUN	4430	4395	4420* 0
AUG	6770	6675	6692* -67	AUG	7455	7340	7345* -117	JULY	4465	4447	4450* 0
OCT	6792	6715	6745* -55	SEP	7370	7270	7275* -105	AUG	4360	4340	4350* -7
DEC	6875	6800	6835* -45	OCT	7340	7265	7270* -90	OCT	4080	4055	4070* +7
FEB				NOV	7365	7305	7305* -85	DEC	4322	4250	4300* +52

SWISS FRANC				EURODOLLAR				PORK BELLIES			
MAR	HIGH	LOW	LAST CHG	MAR	HIGH	LOW	LAST CHG	FEB	HIGH	LOW	LAST CHG
MAR	7184	7124	7181* +58	MAR	9563	9557	9562* +5	FEB	3780	3700	3710* -55
JUN	7120	7055	7120* +57	JUN	9550	9543	9548* +5	MAR	3800	3755	3767* -25
SEP	7065	7005	7065* +52	SEP	9528	9520	9526* +7	MAY	3912	3870	3880* -27
MAR	18120	18020	18100* +54	DEC	9478	9470	9476* +7	JULY	3955	3900	3912* -30
JUN	17860	17794	17834* +40	MAR	9453	9446	9451* +6	AUG	3855	3850	3855* -17
SEP	17620	17580	17588* +28	JUN	9412	9406	9410* +6	FEB			
MAR	7778	7748	7774* +8	MAR			38460	MAR	6350	6306	6346* +55
JUN	7752	7737	7752* +8	JUN			38590	JUN	6268	6230	6266* +52
SEP	7741	7735	7741* +8	SEP			38730	SEP	6194	6170	6194* +49
				DEC				DEC	6132	6105	6132* +47