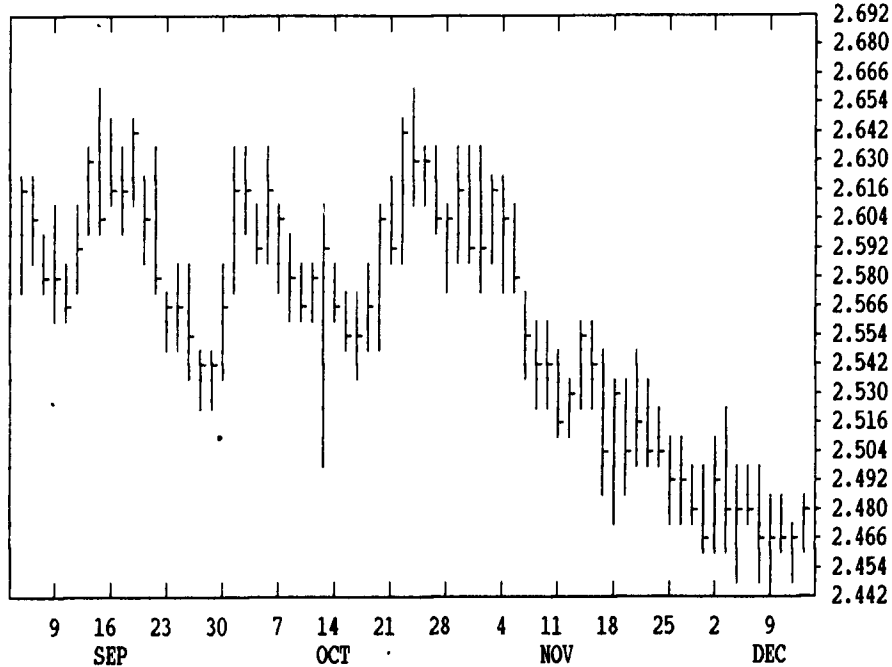


GRAIN, CATTLE AND HOG FUTURES MARKETS

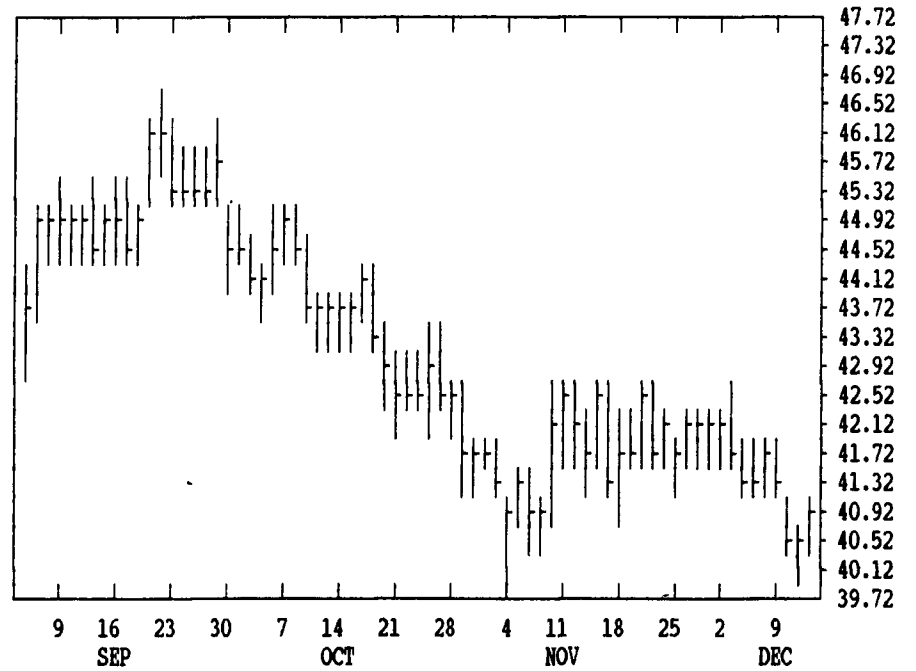
From DTN farmer satellite daily update. Service phone: (717) 731-1520

(Closing bids: Wednesday, December 11)

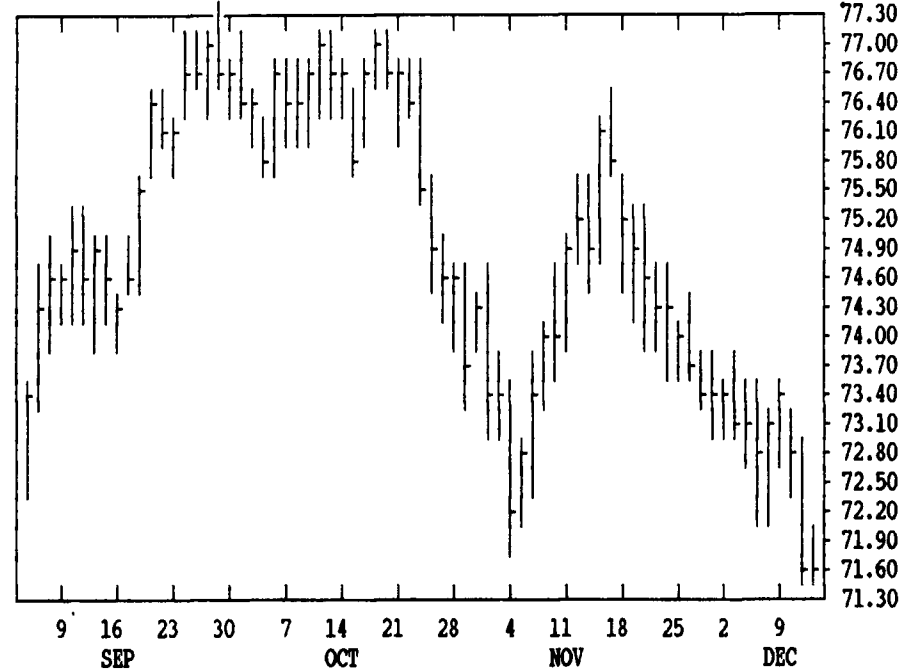
DTN GRAINS 16 MARCH CORN CONTRACT HIGH: 2.772 LOW: 2.284



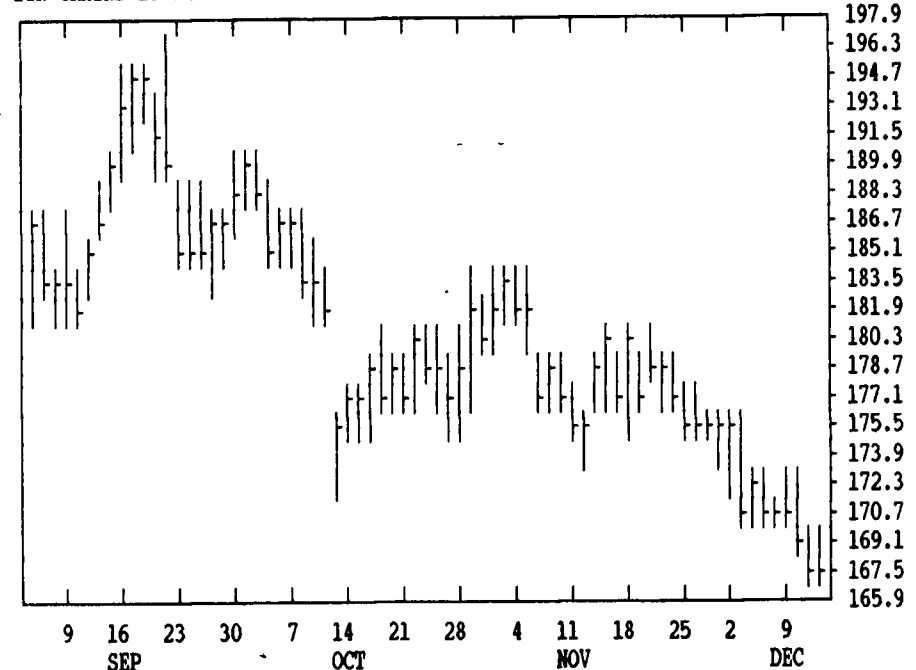
DTN LIVESTOCK 17 DECEMBER HOGS CONTRACT HIGH: 48.92 LOW: 40.12



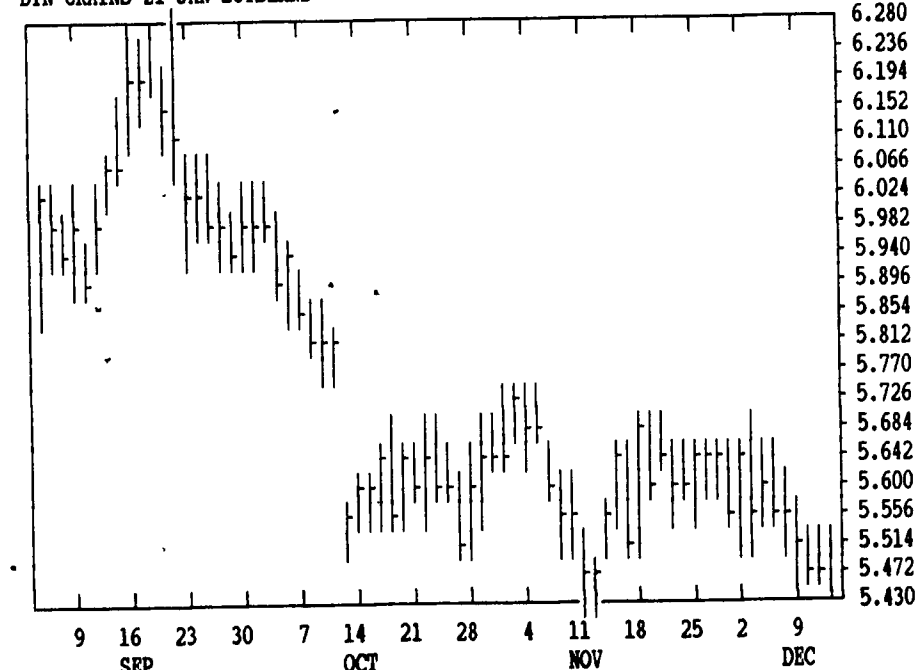
DTN LIVESTOCK 18 DEC LIVE CATTLE CONTRACT HIGH: 77.27 LOW: 71.15



DTN GRAINS 23 JANUARY SOY MEAL CONTRACT HIGH: 196.3 LOW: 161.3



DTN GRAINS 21 JAN SOYBEANS CONTRACT HIGH: 6.590 LOW: 5.274



DTN FUTURES	PAST WEEK'S (ENDING 12/06)			NOV'S (ENDING 11/29)		CURRENT	
	HIGH	LOW	CLOSE	HIGH	LOW	SUPPORT	RESISTANCE
MAR WHT	3.91	3.79	3.79 3/4	3.76 1/2	3.45	3.45	4.00
JUL WHT	3.40	3.26 1/2	3.27 1/2	3.29 3/4	3.15	3.18	3.50
KC MAR	3.93	3.80 1/2	3.84	3.77 1/4	3.48 1/2	3.48 1/2	4.00
KC JLY	NOT AVAILABLE			.	.	3.18	3.50
MINN MAR	3.76 1/2	3.64 1/4	3.68 3/4	3.61 1/4	3.34 1/2	3.24	3.70
MAR CORN	2.52 1/4	2.46 1/4	2.46 1/2	2.62 1/2	2.46 3/4	2.46	2.53
JUL CORN	2.63	2.57	2.58 1/4	2.72	2.58	2.55	2.68
DEC92 CN	2.57	2.52 1/4	2.54 1/4	2.57 1/2	2.52	2.48	2.61

JAN BNS	5.68	5.53	5.55 1/4	5.74	5.45 1/2	5.38 1/2	5.78 1/2
JLY BNS	5.85	5.71 1/4	5.76 3/4	5.95 1/4	5.69 1/4	5.60	6.04
NOV92 BN	5.88	5.75 3/4	5.83 3/4	5.89 3/4	5.68	5.62	6.00
JAN MEAL	176.00	170.60	171.60	183.80	174.30	168.00	185.00
JAN OIL	19.90	18.82	19.53	19.72	18.65	18.65	20.00
FEB CCTL	74.50	73.15	74.37	76.30	72.50	72.50	76.30
APR CCTL	74.50	73.10	74.30	75.82	72.90	72.90	76.00
JAN FDRS	82.30	80.05	80.95	84.45	81.25	??	82.50
FEB HOGS	42.42	40.82	41.40	43.70	41.50	??	43.70
APR HOGS	40.40	38.95	39.50	41.40	39.80	38.50	40.00
FEB BLLS	38.92	37.40	38.25	42.50	38.80	37.07	42.50

CORN				CHICAGO WHEAT				K.C. WHEAT			
HIGH	LOW	LAST	CHG	HIGH	LOW	LAST	CHG	HIGH	LOW	LAST	CHG
DEC 2426	2416	2422*	+14	DEC 3944	3862	3876*	-30	DEC 3904	3820	3822*	-56
MAR 2484	2470	2476*	+6	MAR 3866	3772	3776*	-54	MAR 3874	3804	3806*	-30
MAY 2544	2530	2536*	+4	MAY 3634	3574	3580*	-32	MAY 3700	3600	3604*	-44
JLY 2592	2580	2584*	+2	JLY 3344	3292	3294*	-32	JLY 3394	3346	3350*	-24
SEP 2562	2552	2552*	-2	SEP 3370	3350	3350*	-34	SEP 3420	3374	3374*	-14
DEC 2540	2524	2530*	-4	DEC 3470	3464	3464*	-34	MINN WHEAT			
MAR 2602	2592	2592*	-2	OATS				DEC 3720	3710	3710*	+10
MAY				DEC 1272	1270	1270*	+4	MAR 3744	3654	3672*	-24
JLY				MAR 1352	1342	1346*	+2	MAY 3624	3530	3534*	-36
SOYBEANS				MAY 1374	1364	1370*	+2	JLY 3450	3384	3384*	-46
JAN 5510	5430	5440*	-42	JLY 1394	1390	1392*	0	SEP 3420	3330	3330*	-44
MAR 5576	5504	5510*	-42	SOYBEAN MEAL				SOYBEAN OIL			
MAY 5650	5580	5584*	-34	DEC 1714	1692	1693*	-14	DEC 1932	1887	1904*	-23
JLY 5726	5660	5662*	-30	JAN 1696	1675	1675*	-9	JAN 1938	1890	1906*	-29
AUG 5760	5694	5696*	-32	MAR 1684	1666	1666*	-7	MAR 1963	1917	1936*	-28
SEP 5770	5710	5714*	-34	MAY 1694	1678	1680*	-6	MAY 1995	1950	1966*	-25
NOV 5810	5752	5754*	-32	JLY 1715	1700	1701*	-7	JLY 2018	1980	1992*	-22
JAN 5910	5854	5854*	-30	AUG 1721	1712	1712*	-6	AUG 2022	1995	2007*	-22
MAR 5856	5854	5856*-126		SEP 1720	1713	1714*	-8	SEP 2028	2015	2022*	-17
MAY				OCT 1858	1852	1852*	-3	OCT 2035	2015	2030*	-18

LIVE CATTLE				FEEDER CATTLE				LIVE HOGS			
HIGH	LOW	LAST	CHG	HIGH	LOW	LAST	CHG	HIGH	LOW	LAST	CHG
DEC 7200	7160	7172*	-10	JAN 8045	7985	7987*	+7	DEC 4095	4050	4087*	+42
FEB 7310	7252	7257*	-20	MAR 7770	7695	7725*	+12	FEB 4145	4110	4130*	+35
APR 7370	7330	7337*	+5	APR 7675	7600	7635*	+17	APR 3930	3900	3925*	+25
JUN 6970	6935	6947*	+12	MAY 7580	7520	7520*	+10	JUN 4465	4425	4462*	+27
AUG 6820	6775	6792*	+10	AUG 7600	7500	7512*	+37	JLY 4485	4452	4480*	+45
OCT 6860	6835	6850*	+5	SEP 7500	7430	7435*	0	AUG 4375	4340	4370*	+35
DEC 6950	6935	6945*	+12	OCT 7425	7420	7420*	+10	OCT 4037	4010	4030*	+15
FEB				NOV 7425	7415	7425*	+20	DEC 4132	4125	4132*	+22
SWISS FRANC				EURODOLLAR				PORK BELLIES			
DEC 7210	7134	7146*	-27	DEC 9546	9542	9543*	+2	FEB 3890	3827	3875*	-20
MAR 7152	7072	7083*	-27	MAR 9561	9555	9558*	+1	MAR 3895	3847	3890*	-17
JUN 7090	7010	7023*	-27	JUN 9549	9545	9546*	0	MAY 4015	3960	4015*	-7
BRITISH POUND				SEP 9529	9525	9527*	0	JLY 4045	3985	4040*	-22
DEC 18200	18042	18068*	+26	DEC 9480	9476	9477*	+1	AUG 3925	3885	3885*	-25
MAR 17930	17774	17802*	+24	MAR 9457	9453	9455*	+1	W. GERMAN MARK			
JUN 17610	17550	17556*	+30	S&P 500 INDEX				DEC 6364	6310	6315*	-13
JAPANESE YEN				DEC 38265	37940	38160*	+365	MAR 6286	6230	6236*	-14
DEC 7757	7730	7730*	+9	MAR 38420	38070	38315*	+375	JUN 6195	6153	6159*	-14
MAR 7730	7701	7702*	+8	JUN 38520	38235	38440*	+385	SEP 6105	6091	6091*	-14
JUN 7704	7681	7681*	+7	SEP 38650	38490	38610*	+385				