

Tioga Co. DHIA

dhia Monthly Report

Pennsylvania Dairy Herd Improvement Association

Merl + Randy Preston	B3	43.5	86.2	18,108	745	579
Middle Ridge Farm	B3	102.7	88.8	17,405	657	574
Vernon H Good	G3	49.5	88.2	18,353	632	574
Schmelway Farms	3	47.5	89.8	18,514	657	573
Bill Peoples	B3	24.5	86.4	18,396	640	569
Bob & Karen Butler	B3	40.0	88.4	17,916	664	566
P Rumberger & Karen	B8	43.0	87.3	17,672	617	565
Paul Oakley	B3	75.1	90.9	17,364	640	565
Stanley&Karen Bates	B3	56.3	89.6	17,871	628	562
Heydmont Farms	B3	39.5	88.9	18,362	659	561
Harry S Dairy	G3	51.1	88.5	17,352	634	560

Lancaster Farming, Saturday, November 30, 1991-C9

Middle Ridge Farm						
122	4-1	305	21,695	873	747	
Robbins Hill Farm						
Susanne	4-4	305	23,864	852	726	
Walter & Pete Sherman						
804	4-9	305	22,055	960	714	
Deep Valley Holstein						
Rose	5-4	305	21,964	931	732	

BREED CODES:

- 1 Ayrshire
- 2 Guernsey
- 3 Holstein
- 4 Jersey
- 5 Brown Swisc
- 8 More Than One Breed
- G Grade
- B Grade and Registered

**October, 1991
Rolling Herd Average**

Name	Brd.	No. Cows	% Days In Milk	Milk Lbs.	Fat Lbs.	Protein Lbs.
Gor-Wood-D		3	173.2	84.0	22,365	758 726
Emery-Rick Davis	B3	58.2	85.6	22,659	810	726
Mike Buckwalter	3	43.7	83.4	22,055	770	710
Don Mattison	B8	21.4	90.5	22,390	770	709
Henry Sherman	B3	37.3	84.6	21,963	730	695
Charles&Doris Porter	B3	55.5	89.8	20,799	763	664
Glenn Bowen	3	30.6	91.9	19,968	751	661
Doug+Jenny Lawton	3	59.4	88.8	20,809	750	661
L&J Holsteins	B3	37.1	87.1	20,352	813	652
Mark Heater	B3	47.6	87.9	20,247	697	652
Double B Farm	3	52.4	86.4	20,148	746	647
Bishcroft Farm	3	80.9	90.5	19,904	739	645
Terry & Linda Long	B3	31.5	90.3	19,452	742	633
Robert L Miller	B3	85.3	85.1	20,229	711	631
William Chamberlain	3	47.0	86.0	19,504	721	630
Laverne + Ann Phelps	G3	58.6	85.3	19,649	688	626
Clifford Brace	B3	58.0	86.2	19,739	699	624
Sweetbriar Acres	B3	79.8	90.5	19,164	708	622
Tom+Lynn Bower	G3	90.7	86.5	20,518	771	621
Fred Pazzaglia #2	G8	45.0	82.3	19,038	679	618
Scott & Lisa Bush	3	58.4	85.9	19,173	707	608
Barry&Jane Hultz	B3	70.6	86.8	18,825	668	607
Fred Pazzaglia #1	G3	59.1	87.2	18,035	629	605
Darwin + Susan Brace	B3	35.2	88.9	18,511	684	605
Lary & Mary Herman	B3	83.4	83.5	18,511	628	604
Tom Gruver	B3	46.7	91.9	18,793	663	601
Robbins Hill Farm	G3	69.6	86.2	19,093	666	598
Dave+Donna						
Cleveland	G3	47.0	83.9	18,542	667	597
Allan J Lilley	B3	29.3	86.9	18,902	643	596
Roy A Schanbacher	3	69.0	84.9	18,511	686	593
Timmerill Farms	B3	62.0	89.0	18,063	647	590
Thomas&Brenda						
Pepper	B3	35.7	90.4	17,947	686	590
Bruce T Metzger	B3	25.5	85.9	18,613	654	589
Gerald Hurd Jr	G3	53.1	91.4	18,651	674	587
James Ebersole	G3	39.8	83.5	17,866	648	585
Bernard G Courtney	3	175.2	90.3	17,699	686	582
Lewis Gardner	B3	51.6	88.5	18,119	660	581
Walter Sampson	B3	29.7	90.6	18,501	638	579

Lactation Report

Name	Brd.	No. Cows	% Days In Milk	Milk Lbs.	Fat Lbs.	Protein Lbs.
Gor-Wood-D						
Primros		7-0	305	32,438	992	1053
Crakrik		7-10	303	31,978	1177	967
Crimson		8-9	305	32,397	1044	918
Eve		7-8	305	28,796	940	909
L&J Holsteins						
Jan		6-5	305	28,572	964	930
Mike Buckwalter						
Glenn		5-1	305	29,379	802	896
Emery-Rick Davis						
Lawanda		5-6	305	27,482	989	894
Wanda		7-6	305	24,529	801	792
Tai		6-9	305	25,379	893	758
Doug&Jenny Lawton						
546		3-3	305	26,875	947	856
498		5-8	305	26,706	822	799
533		4-0	299	22,368	770	755
Mark Heater						
Aby		4-7	305	28,033	878	844
Amanda		0-0	305	21,840	942	763
Larry & Mary Herman						
Erica		5-11	305	23,641	816	828
Nettie		4-0	305	24,199	739	798
Trixie		3-2	305	24,882	803	784
Alfalfa		4-11	305	24,270	782	750
Henry Sherman						
348		6-10	305	22,963	856	805
Bishcroft Farm						
Bernice		9-4	305	26,827	1008	796
Robert L Miller						
30		8-4	301	27,430	813	791
41		4-1	305	24,854	906	752
Scott & Lisa Bush						
Shane		5-0	305	25,661	881	781
Charles & Doris Porter						
Chris		4-3	305	24,240	799	778
Marybl		7-10	305	24,901	749	751
Bruce T Metzger						
Spring		6-2	305	23,299	941	778
Terry & Linda Long						
Sandy		6-4	303	23,208	966	772
William Chamberlain						
381		5-0	305	25,256	871	764
Clifford Brace						
Dorothy		8-5	305	25,996	784	762
Ginger		5-7	305	25,288	860	760
Timmermill Farms						
308		6-7	305	22,943	766	761
War-Bern Farm						
Mildred		5-3	305	25,272	908	751
Tom & Lynn Bower						
34		5-1	305	25,113	861	747

**NORTHUMBERLAND CO. DHIA
October 1991**


Rolling Herd Average

Name	Breed	No. Cows	% Days In Milk	Milk Lbs.	Fat Lbs.	Protein Lbs.
Fred & Tom						
Strouse	B3	61.4	89.8	23,644	885	733
Gary						
Truckenmiller	B3	73.6	89.0	22,488	827	717
RMD Shultz						
Farms	B3	86.8	88.3	22,133	774	705
Shoch Manor						
Farms	B3	56.8	90.7	20,302	742	660
Jerry Smith	3	47.1	91.2	19,920	719	653
Clayton H Swartz	B3	33.6	90.6	20,030	741	647
North Rush						
Holsteins	3	12.8	87.5	20,229	759	650
Wayne Klock	B3	33.4	90.0	19,228	667	634
Ernest L. Wolfe	B3	62.3	85.3	19,462	752	622
Brent Buckwalter	3	101.8	85.5	19,135	712	621
Matthew A Lucas	B3	33.6	89.5	18,480	628	596
Orville Shultz	B3	52.9	86.0	18,342	698	593
Luke N Rebuck	B3	44.4	89.4	18,934	741	590
William A Betz	B3	55.4	91.3	18,882	648	589
Lehman Brothers	B3	44.1	86.2	18,813	662	587
Kenneth R						
Weaver	B3	59.6	91.0	17,681	661	565


**Bucks County DHIA
September, 1991
Rolling Herd Average**

Name	Brd.	No. Cows	% Days In Milk	Milk Lbs.	Fat Lbs.	Protein Lbs.
George Seneko Jr	3	66.0	91.2	20,994	734	690
Robert Hewitt	B3	29.3	87.8	20,830	620	654
Patty-Run Dairy Farm	B3	63.7	87.5	20,955	757	644
Arin Halteman	B3	68.7	91.5	20,019	716	643
Richard A Bechtel	B3	89.0	87.7	19,716	700	631
Hallowell Farms	G3	67.0	89.2	19,019	641	627
Correctional Indust	B3	161.9	85.8	19,513	680	623
Chester Soltys III	B3	60.0	87.6	19,922	687	619
Fred Seipt Family	3	114.5	87.6	19,384	701	617
Harold K Halteman	3	65.3	89.9	19,639	727	616
Robert + Terry Moser	B3	87.6	89.5	18,448	640	614
David P Longacre	B3	86.4	91.3	18,193	696	612
Edwin A Pollock	B3	44.2	87.3	19,401	590	611
W B Saul High School	3	21.8	85.6	19,489	685	606
Harold Moser Jr	B3	97.5	84.9	18,896	703	604
Robert Hewitt	4	14.2	85.6	14,690	761	581
Gehring Bros	B8	60.0	91.0	17,463	663	570
E Jay Renninger	G3	124.6	85.6	17,942	643	568


QUALITY = FORD NEW HOLLAND = QUALITY



Lawn & Garden




Farm Tractors




Industrial Tractors

INVENTORY REDUCTION
LOCAL USED TRACTORS
 Ford 5000 Dsl. AP
 Ford 641 Gas AP
 Ford 860 Gas AP
 Satoh 370 Dsl. w/Equip.
 Ford 8000 Dsl. AP
 Ford 860 Gas AP
 Case 580CK Dsl. T/L
 IH 3414 Dsl. T/L/B
 Ford 445A Dsl T/L
 JD 310A Dsl T/L/B
 Mustg 442 Dsl S/L
 IH Cub 184 w/60" Mower & Blade


FINANCE AS LOW AS 0.0% OR AS LONG AS 5 YEARS



Compact Tractors




Landscape Tractors



Skid Loaders

SUPER BOWL

ENERGY FREE WATERER
 the MOST ADVANCED Design in Livestock Waterers!



LOCAL DEALERSHIP AVAILABLE
 WE SHIP VIA UPS ANYWHERE

- A MODEL FOR EVERY NEED — 1 2 AND 4 OPENING
- UNIQUE HINGED DOOR CLOSURE — EASY TO OPERATE
- LOWEST PRICES — BUY DIRECT AND SAVE
- SUITABLE FOR ALL ANIMALS — COWS CALVES, SHEEP, HOGS ETC

U S AGRI-SYSTEMS, INC.
 1-800-222-2948

Where Service Does Not Stop At A Sales Promise!

LANCASTER FORD TRACTOR, INC.
 1655 Rohrerstown Rd., Lancaster, PA 1760,
 (717) 569-7063