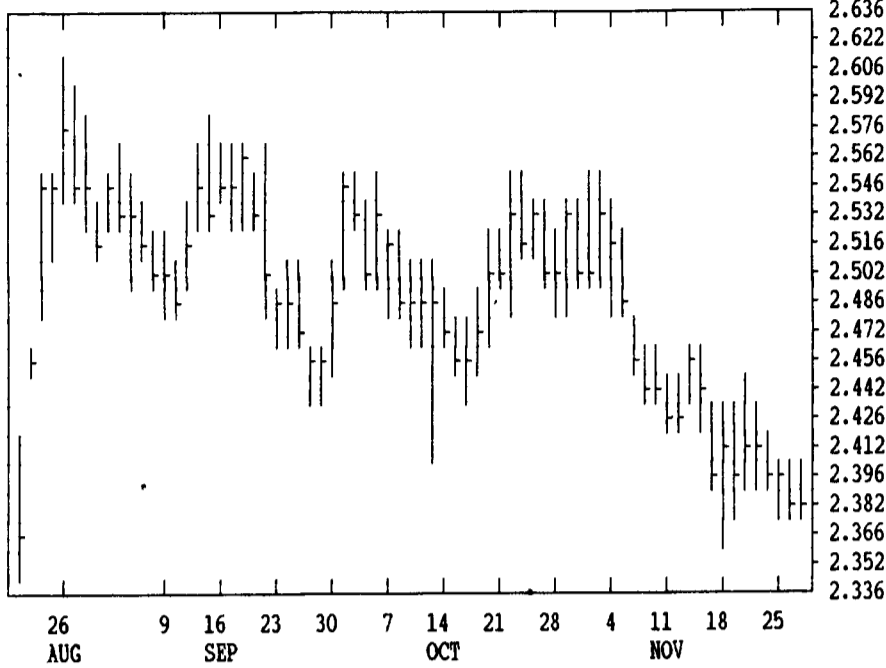


# GRAIN, CATTLE AND HOG FUTURES MARKETS

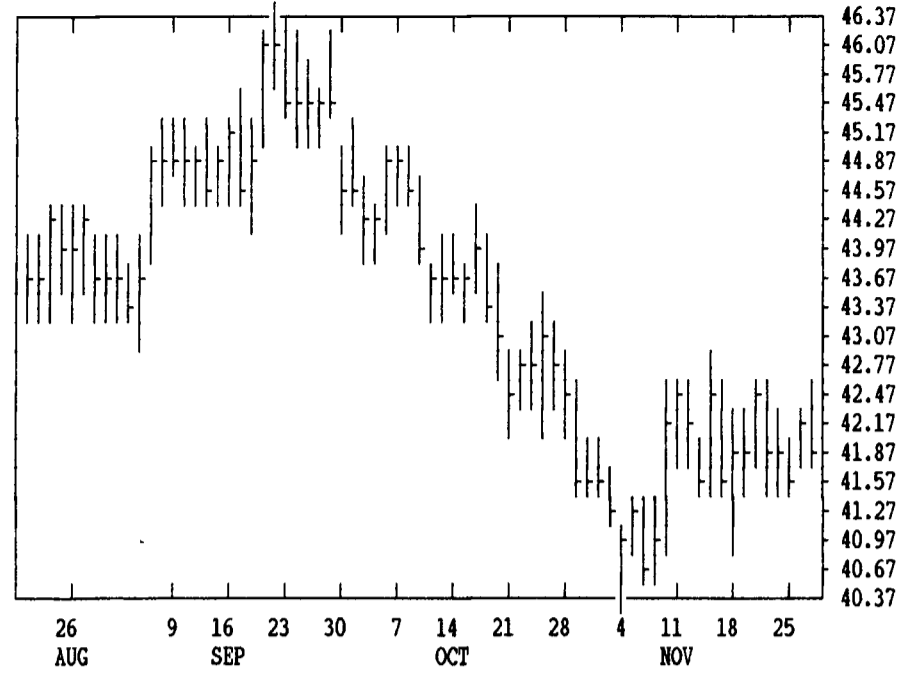
From DTN farmer satellite daily update. Service phone: (717) 731-1520

(Closing bids: Wednesday, November 27)

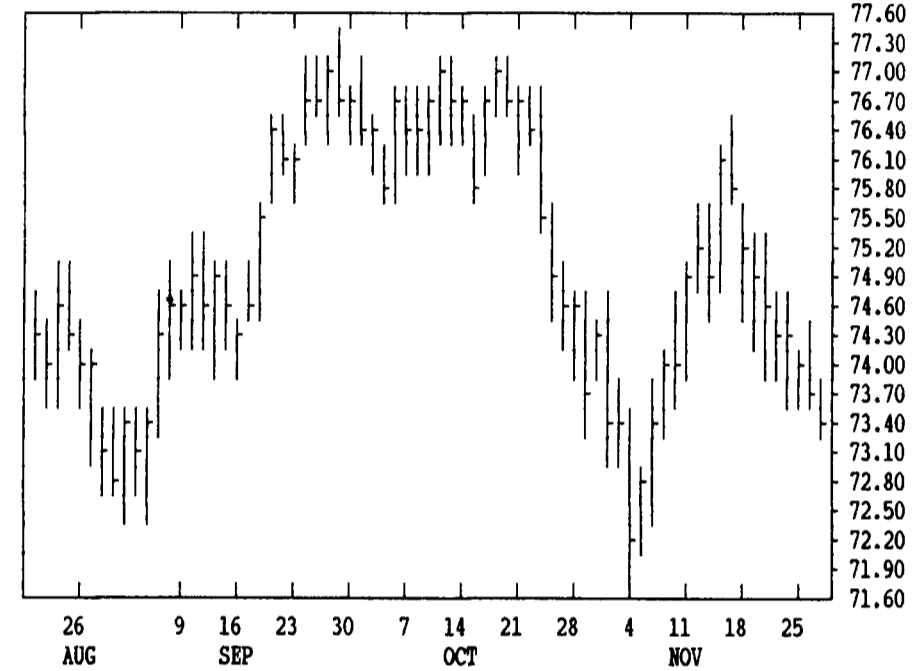
DTN GRAINS 16 DECEMBER CORN CONTRACT HIGH: 2.750 LOW: 2.200



DTN LIVESTOCK 17 DECEMBER HOGS CONTRACT HIGH: 48.92 LOW: 40.37



DTN LIVESTOCK 18 DEC LIVE CATTLE CONTRACT HIGH: 77.27 LOW: 71.15



DTN FUTURES	10 11/26/91			TECHNICAL COMMENTS			
	PAST WEEK'S (ENDING 11/22)			OCT'S (ENDING 10/31)		CURRENT	
	HIGH	LOW	CLOSE	HIGH	LOW	SUPPORT	RESISTANCE
DEC WHT	3.69 1/2	3.46 1/2	3.68 3/4	3.69 1/4	3.34	3.44 1/2	3.80
JUL WHT	3.27	3.18 1/4	3.24 3/4	3.37 1/2	3.17	3.18	3.50
KC DEC	3.73	3.53 1/2	3.72 3/4	3.74 1/2	3.37	3.45	3.90
KC JULY	3.33	3.25 1/4	3.29 1/2	3.47	3.19	3.18	3.50
MINN DEC	3.55 1/2	3.37 1/2	3.54 3/4	3.56	3.21 1/2	3.24	3.70
DEC CORN	2.44 1/4	2.37 3/4	2.40 1/2	2.55 3/4	2.42	2.35 1/4	2.51
MAR CORN	2.54 1/2	2.48	2.50 1/2	2.65 1/2	2.50 3/4	2.48	2.60
DEC92 CN	2.56	2.52	2.53 1/2	2.60 3/4	2.51	2.48	2.61

JAN BNS	5.71 1/2	5.52 1/4	5.60 3/4	6.03	5.50 1/2	5.38 1/2	5.78 1/2
JULY BNS	5.92 1/2	5.75 1/2	5.81 1/4	6.26	5.77 3/4	5.60	6.04
NOV92 BN	5.89 3/4	5.74	5.85 1/4	5.95	5.70	5.62	6.00
DEC MEAL	183.30	178.30	178.70	193.00	173.70	177.00	185.00
DEC OIL	19.17	18.56	18.84	20.70	19.14	18.50	19.35
DEC CTTL	75.70	73.85	74.42	77.22	73.30	72.00	77.22
FEB CTTL	75.52	74.40	75.30	76.30	73.75	72.50	76.30
JAN FDRS	83.50	81.80	82.62	86.60	83.75	81.25	84.45
DEC HOGS	42.55	40.90	42.02	45.20	41.50	40.00	43.30
FEB HOGS	43.35	41.90	42.90	44.52	41.77	41.60	43.70
FEB BLS	40.75	39.25	39.52	47.05	41.25	37.07	42.50

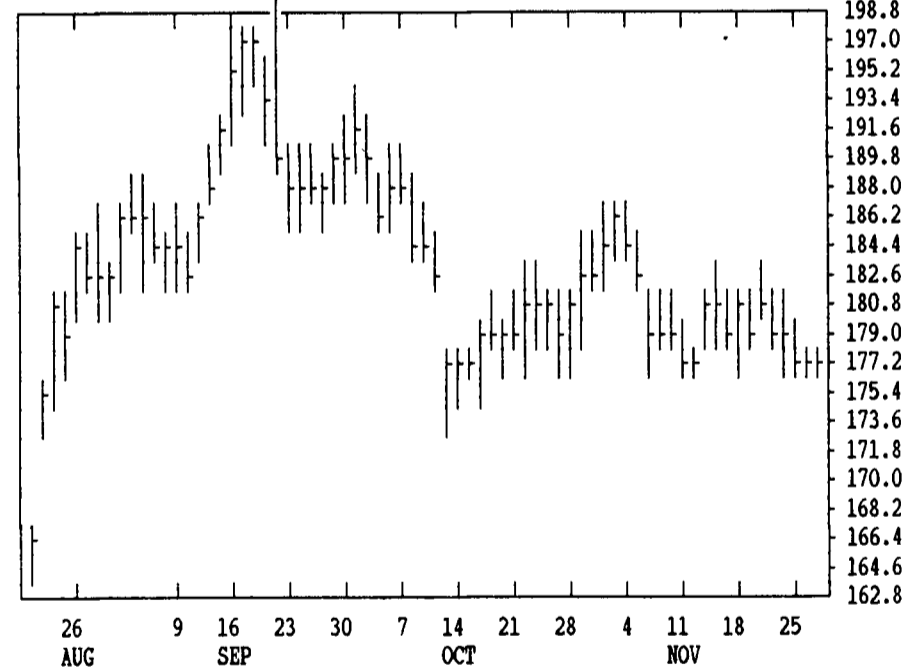
CORN				CHICAGO WHEAT				K.C. WHEAT			
DEC	MAR	MAY	JULY	DEC	MAR	MAY	JULY	DEC	MAR	MAY	JULY
2396	2496	2562	2610	3694	3704	3530	3264	3742	3726	3564	3326
2382	2482	2552	2600	3630	3610	3474	3210	3696	3664	3494	3280
2384*	2484*	2552*	2602*	3694*	3694*	3514*	3262*	3736*	3724*	3564*	3324*
-4	-4	-2	-2	+52	+44	+12	+24	+16	+40	+54	+34
2584	2552	2574*	2584*	3310	3310	3310*	3310*	3360*	3360*	3360*	3360*
+4	+4	+4	+4	+30	+30	+30	+30	+20	+20	+20	+20

SOYBEANS				SOYBEAN MEAL				SOYBEAN OIL			
DEC	MAR	MAY	JULY	DEC	MAR	MAY	JULY	DEC	MAR	MAY	JULY
5652	5724	5786	5860	1777	1777	1777	1777	1918	1918	1918	1918
5630	5700	5760	5834	1768	1768	1768	1768	1898	1898	1898	1898
5636*	5710*	5770*	5844*	1776*	1776*	1776*	1776*	1908*	1908*	1908*	1908*
+4	+4	+4	+6	+4	+4	+4	+4	+4	+4	+4	+4

LIVE CATTLE				FEEDER CATTLE				LIVE HOGS			
DEC	FEB	APR	JUN	JAN	MAR	MAY	AUG	DEC	FEB	APR	JUN
7390	7477	7450	7100	8252	8055	7985	7825	4240	4290	4060	4565
7350	7450	7432*	7075	8220	8030	7935	7807	4192	4242	4027	4545
7352*	7457*	7432*	7080*	8237*	8045*	7967*	7807*	4207*	4252*	4045*	4557*
-25	-5	0	-15	+25	+7	+17	+20	-7	-12	-5	+2

SWISS FRANC				EURODOLLAR				PORK BELLIES			
DEC	MAR	JUN	SEP	DEC	MAR	JUN	SEP	FEB	MAR	MAY	JULY
7024	6967	6910	6910	9506	9527	9509	9481	3955	3945	4045	4067
6979	6923	6870	6881*	9499	9517	9500	9470	3880	3870	3980	4020
6988*	6932*	6881*	6881*	9505*	9525*	9508*	9480*	3900*	3897*	4000*	4067*
+22	+22	+22	+22	-1	0	+2	+3	-32	-30	-52	+2

DTN GRAINS 23 DEC SOY MEAL CONTRACT HIGH: 205.5 LOW: 160.0



DTN GRAINS 21 JAN SOYBEANS CONTRACT HIGH: 6.590 LOW: 5.274

