

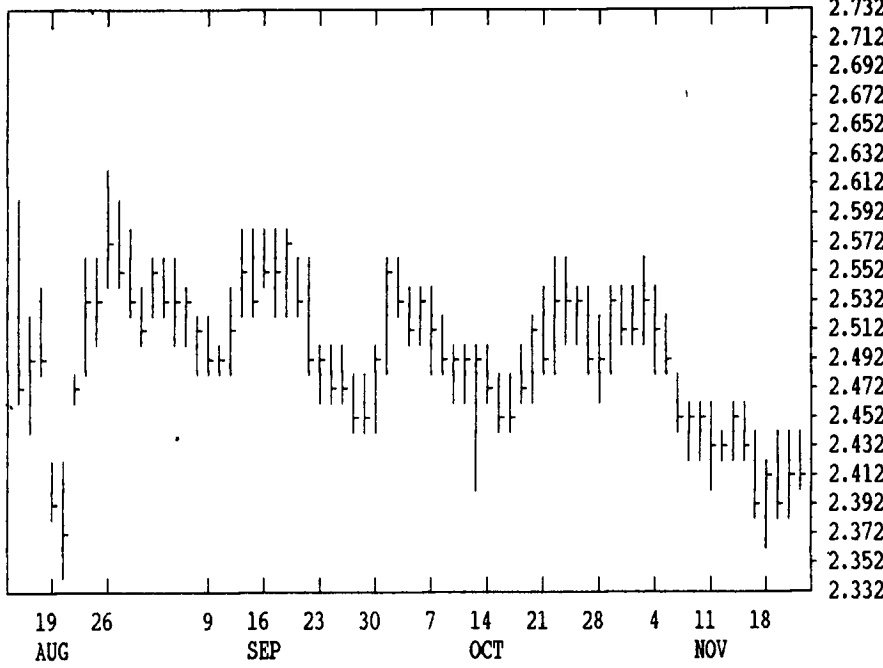
GRAIN, CATTLE AND HOG FUTURES MARKETS

From DTN farmer satellite daily update. Service phone: (717) 731-1520

(Closing bids: Thursday, November 21)

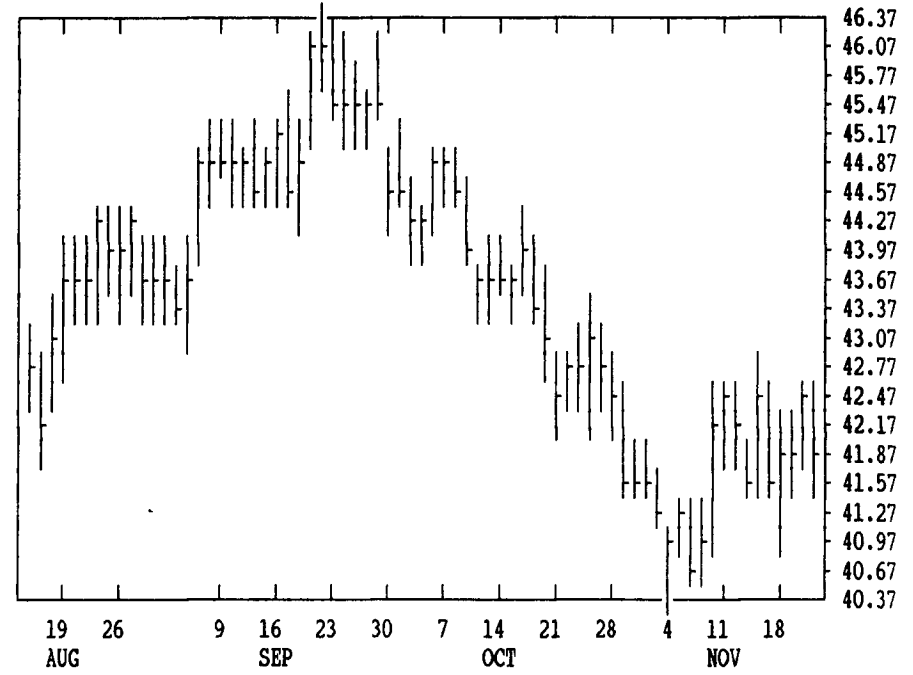
DTN GRAINS 16 DECEMBER CORN

CONTRACT HIGH: 2.750 LOW: 2.200



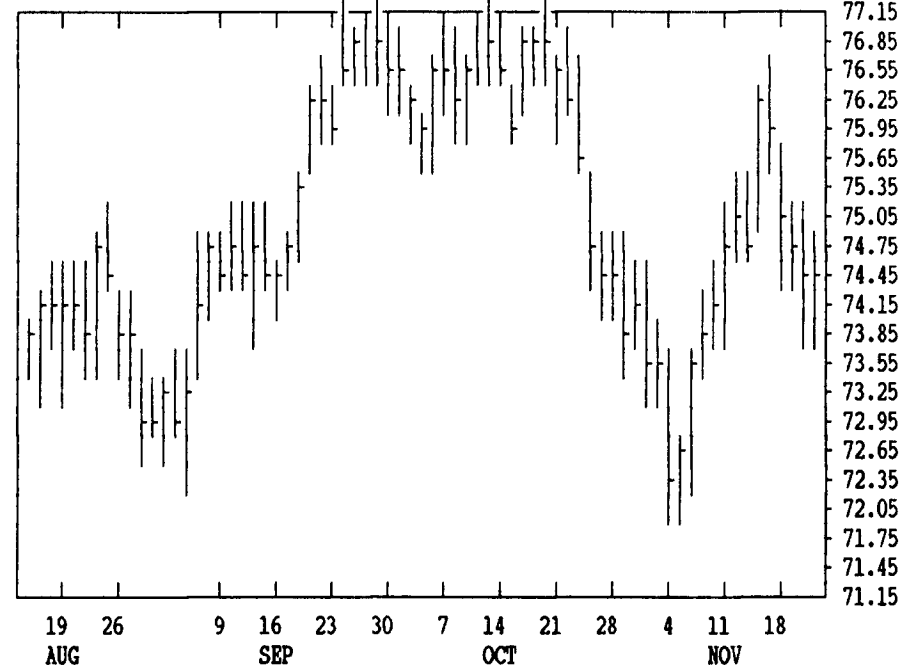
DTN LIVESTOCK 17 DECEMBER HOGS

CONTRACT HIGH: 48.92 LOW: 40.37



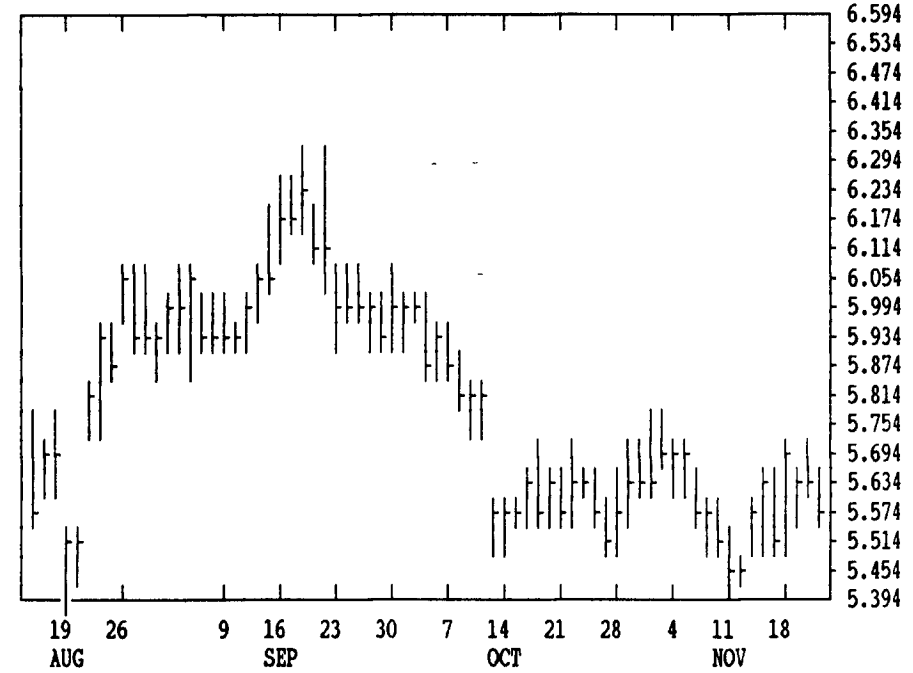
DTN LIVESTOCK 18 DEC LIVE CATTLE

CONTRACT HIGH: 77.27 LOW: 71.15



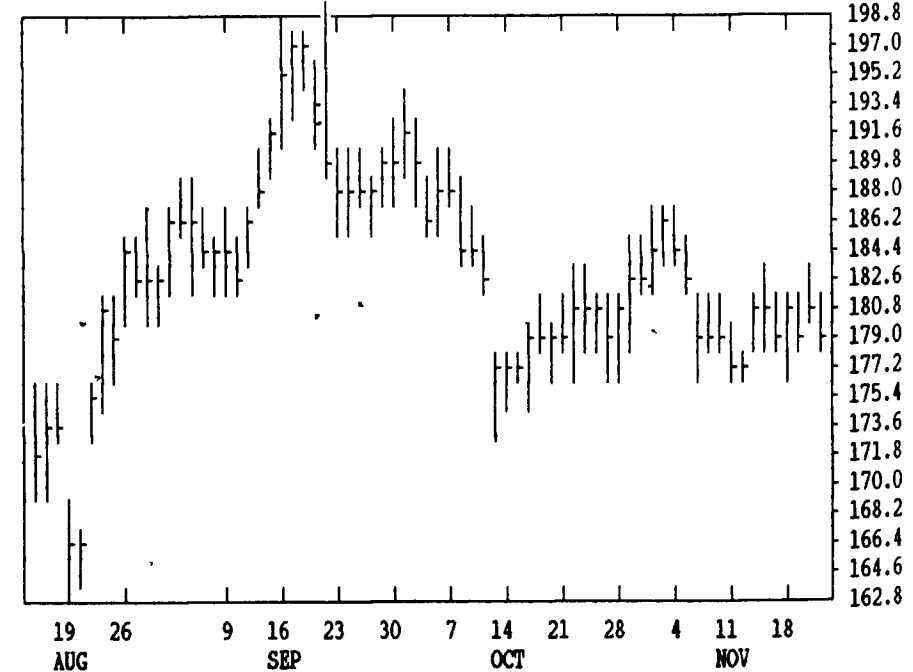
DTN GRAINS 21 JAN SOYBEANS

CONTRACT HIGH: 6.590 LOW: 5.274



DTN GRAINS 23 DEC SOY MEAL

CONTRACT HIGH: 205.5 LOW: 160.0



DTN FUTURES 10 11/21/91		TECHNICAL POINTS				SLOW STOCHASTIC						
PRICES ARE DECIMAL		MOVING AVERAGES				RSI'S						
CONTRACT	CLOSE	4-DAY	9-DAY	18-DAY	45-DAY	9DAY	14DAY	30DAY	%K	%D	%K	%D
WHEAT DEC	365.50	359.69	354.64	356.87	349.09	64.9	62.3	60.9	88	77	54	38
WHEAT JUL	323.00	322.06	321.00	322.31	322.53	50.8	50.7	52.9	55	53	36	30
KC DEC	371.00	366.00	359.67	361.85	352.75	67.4	64.4	63.1	92	87	62	43
KC JUL	330.00	330.06	328.94	330.81	329.10	48.5	49.8	53.7	71	76	31	26
MINN W DEC	351.25	348.25	341.86	343.06	335.28	65.1	62.8	61.9	88	90	64	46
CORN DEC	241.25	241.25	242.36	245.97	248.46	39.4	40.5	44.5	42	38	16	14
CORN MAR	251.25	251.69	252.47	255.50	257.49	39.9	41.3	45.2	45	43	18	16
CORN JUL	262.25	263.06	264.11	266.49	267.43	37.7	40.5	46.6	35	34	14	14
BEANS JAN	559.75	563.75	558.67	561.50	573.50	47.8	46.5	45.8	55	66	56	49
BEANS MAR	566.25	570.62	566.03	569.24	582.89	46.3	45.3	45.0	52	65	53	48
BEANS JUL	580.50	585.00	581.19	584.24	597.84	45.1	44.4	45.5	45	59	49	44
MEAL DEC	179.90	180.77	180.13	181.37	183.44	46.1	46.4	47.9	45	56	38	39
OIL DEC	18.60	18.90	18.88	19.06	19.70	32.6	35.4	40.3	23	41	26	28
CATTLE DEC	74.50	74.77	75.15	74.38	75.62	44.9	45.9	47.2	19	30	62	67
CATTLE FEB	75.32	75.11	75.36	74.72	74.87	54.4	54.1	53.4	35	37	72	77
FEEDER NOV	84.25	84.25	84.32	84.13	85.25	47.8	46.9	47.3	30	39	45	45
HOGS DEC	41.92	42.01	42.06	41.78	43.29	47.8	46.2	44.6	67	57	52	49
HOGS FEB	42.75	42.96	43.02	42.66	43.21	48.4	48.3	46.7	59	56	64	70
BELLY FEB	39.85	40.13	40.31	41.03	43.49	38.1	38.0	39.1	50	40	16	16

CORN				CHICAGO WHEAT				K.C. WHEAT							
DEC	HIGH	LOW	LAST CHG	DEC	HIGH	LOW	LAST CHG	DEC	HIGH	LOW	LAST CHG				
DEC	2432	2406	2412* -4	DEC	3674	3630	3654* -14	DEC	3710	3676	3710* +6				
MAR	2532	2510	2512* -10	MAR	3676	3630	3654* -6	MAR	3706	3680	3692* -20				
MAY	2600	2574	2576* -12	MAY	3496	3460	3484* 0	MAY	3534	3510	3530* -20				
JUL	2642	2620	2622* -16	JUL	3266	3220	3230* -32	JUL	3324	3290	3300* -30				
SEP	2592	2572	2572* -20	SEP	3310	3280	3294* +4	SEP	3360	3344	3344* -54				
DEC	2554	2532	2534* -16	DEC	3400	3370	3400* -4	MINN WHEAT							
MAR	2620	2600	2600* -20	OATS				DEC	3530	3490	3512* -14				
MAY				DEC	1280	1270	1272* -2	MAR	3554	3520	3526* -12				
JUL				MAR	1370	1356	1360* -4	MAY	3476	3450	3452* -16				
				MAY	1414	1404	1404* -6	JUL	3354	3350	3350* -10				
				JUL	1450	1440	1440* -6	SEP	3310	3264	3270* 0				
				SOYBEAN MEAL				SOYBEAN OIL							
JAN	5664	5576	5596* -46	DEC	1813	1792	1799* -13	DEC	1890	1856	1860* -31				
MAR	5730	5640	5662* -44	JAN	1796	1776	1788* -7	JAN	1907	1865	1876* -31				
MAY	5794	5722	5730* -44	MAR	1780	1760	1772* -7	MAR	1941	1890	1911* -30				
JUL	5864	5790	5804* -44	MAY	1770	1753	1760* -8	MAY	1970	1936	1936* -35				
AUG	5860	5830	5830* -34	JUL	1777	1759	1765* -10	JUL	2000	1965	1970* -29				
SEP	5854	5802	5802* -36	AUG	1777	1768	1768* -10	AUG	2008	1985	1990* -30				
NOV	5872	5814	5826* -36	SEP	1780	1760	1768* -10	SEP	2015	2000	2001* -34				
JAN	5940	5910	5910* -54	OCT	1880	1865	1870* -17	OCT	2000	2000	2000* -35				
MAR	6030	6000	6000*	LIVE CATTLE				FEEDER CATTLE							
MAY				DEC	7472	7407	7450* -5	JAN							
				FEB	7540	7475	7532* +22	MAR							
				APR	7540	7487	7527* +17	APR							
				JUN	7155	7100	7150* +30	MAY							
				AUG	6960	6910	6947* +37	AUG							
				OCT	6990	6975	6975* +25	SEP							
				DEC	7075	7060	7060* +5	OCT							
				FEB				NOV							
				SWISS FRANC				EURODOLLAR							
				DEC	7050	7004	7017* -8	DEC	9504	9495	9502* +6	FEB	4030	3950	3985* -55
				MAR	6997	6954	6964* -9	MAR	9522	9514	9519* +3	MAR	4020	3942	3965* -65
				JUN	6950	6900	6913* -10	JUN	9498	9491	9496* +4	MAY	4120	4050	4090* -62
				DEC	17950	17840	17850* -42	DEC	9468	9461	9466* +4	JUL	4180	4130	4165* -50
				MAR	17720	17596	17606* -54	DEC	9416	9410	9415* +4	AUG	4065	4007	4007* -30
				JUN	17500	17376	17376* -64	MAR	9395	9389	9393* +2	FEB			
				JAPANESE YEN				S&P 500 INDEX				W. GERMAN MARK			
				DEC	7720	7704	7711* +16	DEC	38215	37695	38125*+285	DEC	6259	6213	6237* +14
				MAR	7700	7684	7690* +16	MAR	38410	37910	38315*+285	MAR	6188	6144	6167* +14
				JUN	7677	7662	7677* +15	JUN	38555	38110	38480*+270	JUN	6120	6075	6103* +14
				SEP				SEP	38800	38370	38720*+270	SEP	6062	6020	6046* +14