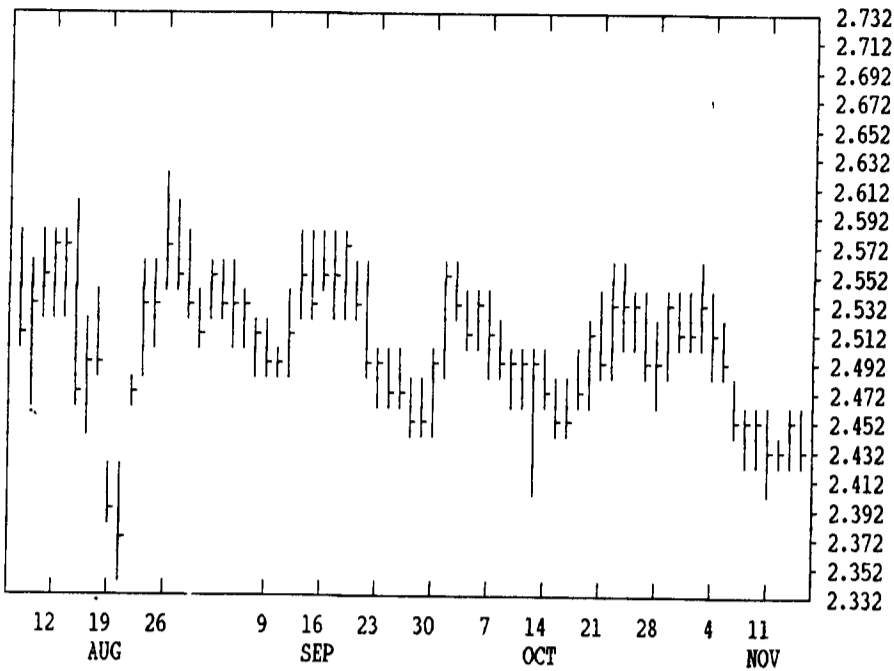


GRAIN, CATTLE AND HOG FUTURES MARKETS

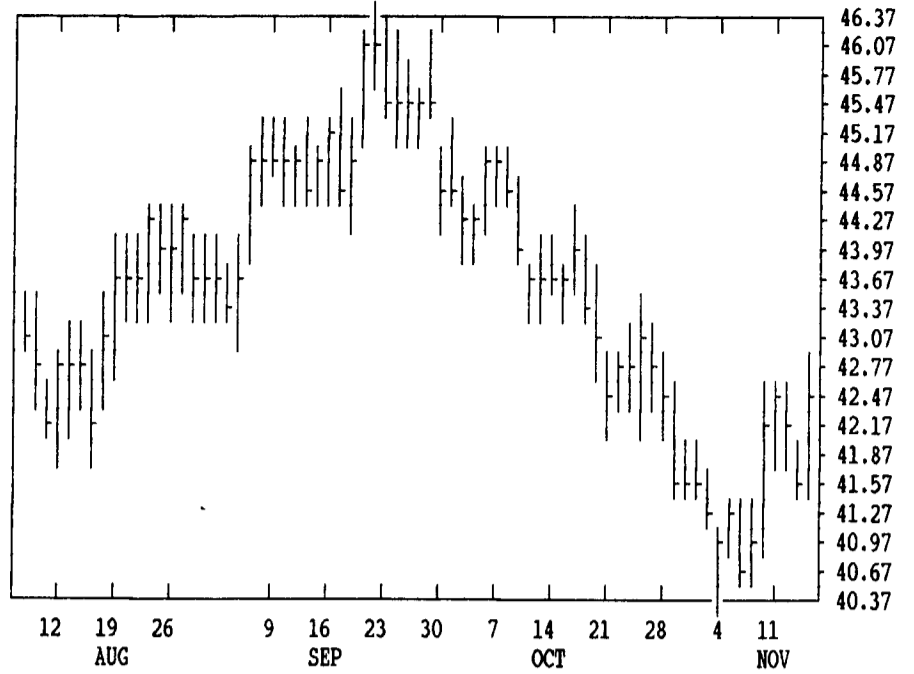
From DTN farmer satellite daily update. Service phone: (717) 731-1520

(Closing bids: Thursday, November 14)

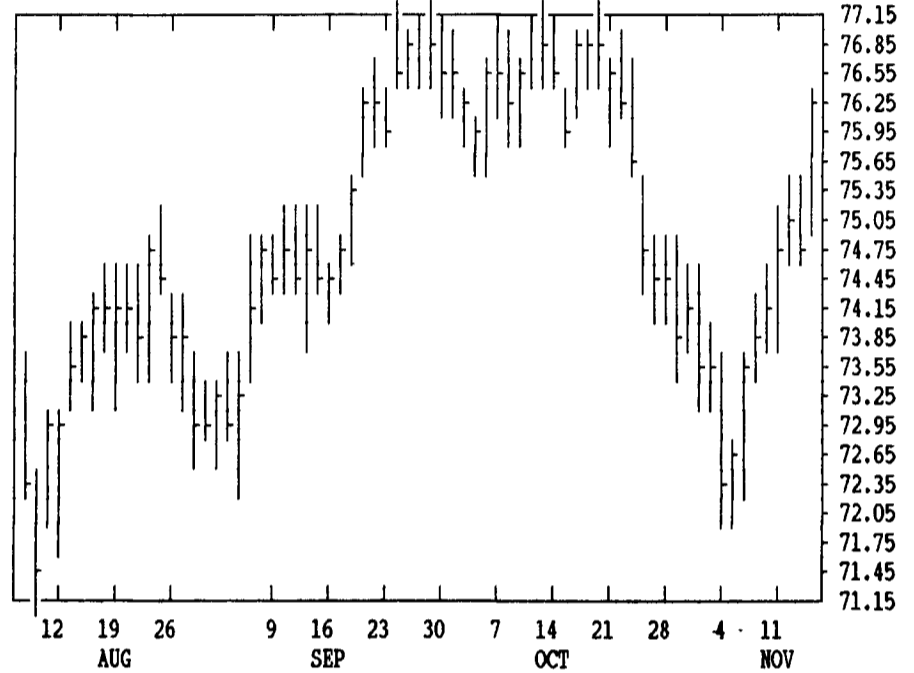
DTN GRAINS 16 DECEMBER CORN CONTRACT HIGH: 2.750 LOW: 2.200



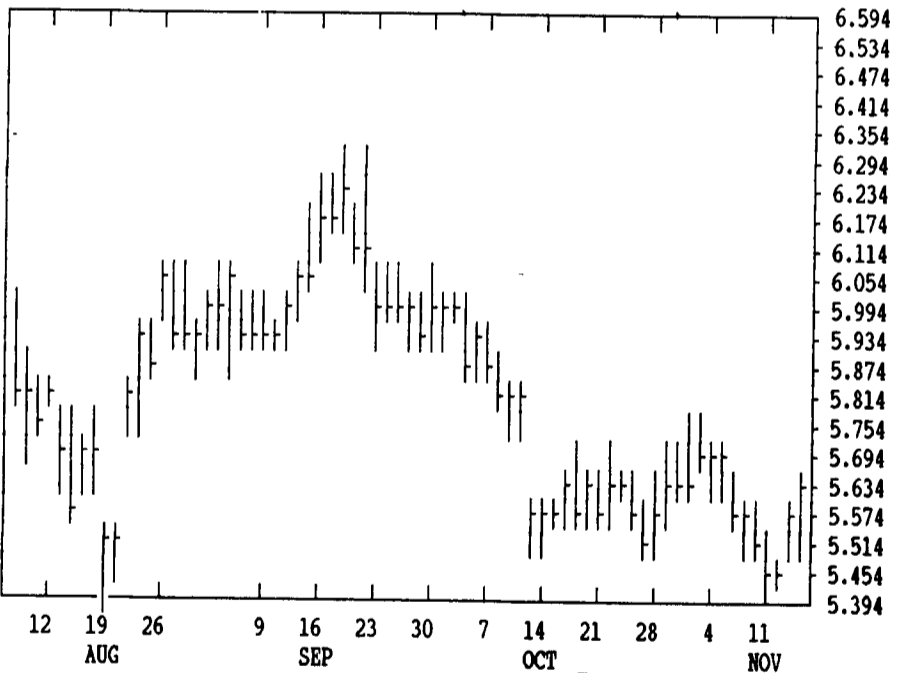
DTN LIVESTOCK 17 DECEMBER HOGS CONTRACT HIGH: 48.92 LOW: 40.37



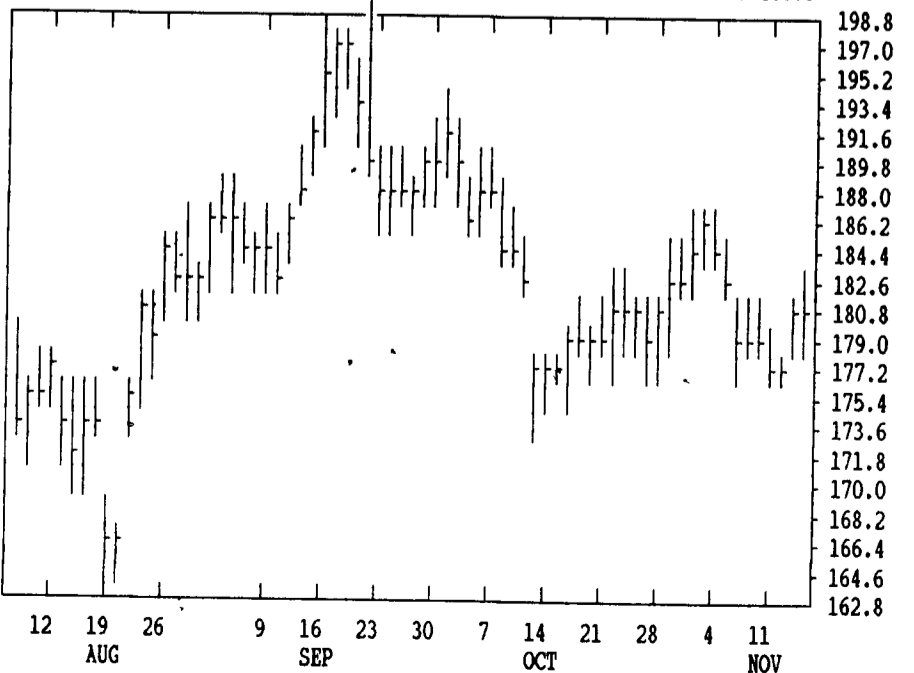
DTN LIVESTOCK 18 DEC LIVE CATTLE CONTRACT HIGH: 77.27 LOW: 71.15



DTN GRAINS 21 JAN SOYBEANS CONTRACT HIGH: 6.590 LOW: 5.274



DTN GRAINS 23 DEC SOY MEAL CONTRACT HIGH: 205.5 LOW: 160.0



DTN FUTURES	10 11/14/91		TECHNICAL POINTS						SLOW STOCHASTIC			
	CONTRACT	CLOSE	MOVING AVERAGES	RSI'S	5 DAY	20 DAY	%K	%D	%K	%D		
WHEAT DEC	355.50	350.69	354.08	358.25	346.25	52.6	54.4	57.5	55	32	34	46
WHEAT JLY	324.25	319.56	321.89	324.47	321.58	53.2	52.4	54.2	53	30	19	21
KC DEC	359.00	354.00	358.08	362.79	349.03	51.4	53.9	58.3	50	28	30	41
KC JLY	330.00	327.87	329.94	333.93	327.23	47.2	49.6	54.2	63	41	20	22
MINN W DEC	341.50	335.94	339.36	343.75	331.84	53.3	54.8	58.0	54	30	29	38
CORN DEC	244.25	244.12	246.00	249.12	250.06	38.7	41.2	45.7	45	26	14	23
CORN MAR	254.25	253.81	255.31	258.47	258.71	41.2	43.1	46.8	58	34	17	24
CORN JLY	266.00	265.50	266.44	269.43	268.04	43.4	45.4	49.4	55	32	17	25

BEANS JAN	564.50	554.62	558.83	561.12	579.60	53.5	48.9	46.7	61	34	29	25
BEANS MAR	571.75	562.44	566.50	569.92	589.31	52.0	47.6	46.0	63	36	29	21
BEANS JLY	585.75	578.31	581.47	585.71	603.76	50.3	46.4	46.6	70	42	28	19
NEAL DEC	182.00	179.72	180.83	181.27	184.95	53.0	50.2	49.7	67	38	38	44
OIL DEC	19.08	18.85	18.98	19.24	19.95	45.5	42.6	43.5	55	35	20	13
CATTLE DEC	76.22	75.33	74.25	74.55	75.60	66.4	59.8	54.3	89	90	60	44
CATTLE FEB	76.07	75.51	74.61	74.74	74.65	66.8	62.6	57.9	83	88	76	58
FEEDER NOV	84.90	84.26	83.82	84.44	85.15	57.6	52.7	50.1	87	81	33	23
HOGS DEC	42.62	42.24	41.71	42.03	43.62	55.4	50.5	46.4	72	77	48	35
HOGS FEB	43.50	43.16	42.65	42.47	43.33	65.7	59.1	51.1	81	81	78	52
BELLY FEB	40.65	40.63	41.01	41.78	44.60	41.1	39.8	40.2	22	33	21	18

CORN				CHICAGO WHEAT				K.C. WHEAT			
DEC	MAR	MAY	JLY	DEC	MAR	MAY	JLY	DEC	MAR	MAY	JLY
HIGH 2456	2556	2624	2674	HIGH 3562	3570	3420	3250	HIGH 3600	3600	3446	3300
LOW 2430	2530	2596	2650	LOW 3504	3516	3370	3192	LOW 3544	3550	3410	3274
LAST 2442*	2542*	2610*	2660*	LAST 3554*	3566*	3414*	3242*	LAST 3590*	3596*	3436*	3300*
CHG -16	-14	-14	-10	CHG +30	+32	+34	+32	CHG +32	+32	+6	+4
SEP 2602	2584	2590*	2590*	SEP 3284	3254	3284*	3284*	SEP 3344	3330	3344*	3344*
DEC 2570	2550	2560*	2560*	DEC 3392	3344	3392*	3392*	DEC 3420	3366	3414*	3414*
MAR 2630	2630	2630*	2630*	MAY 1290	1276	1284*	1284*	MAR 3444	3396	3440*	3440*
MAY				DEC 1380	1370	1374*	1374*	MAY 3400	3360	3394*	3394*
JLY				MAY 1422	1420	1422*	1422*	JLY 3284	3274	3282*	3282*
NOV 5646	5540	5644*	5644*	JLY 1456	1454	1456*	1456*	SEP 3240	3220	3234*	3234*
JAN 5660	5550	5644*	5644*	MAY 1826	1796	1820*	1820*	DEC 1919	1888	1908*	1908*
MAR 5734	5632	5716*	5716*	DEC 1805	1777	1799*	1799*	JAN 1925	1903	1923*	1923*
MAY 5804	5716	5796*	5796*	JAN 1783	1757	1780*	1780*	MAR 1960	1937	1952*	1952*
JLY 5870	5784	5856*	5856*	MAY 1770	1745	1765*	1765*	MAY 1983	1966	1979*	1979*
AUG 5874	5794	5872*	5872*	JLY 1772	1748	1767*	1767*	JLY 2012	1998	2007*	2007*
SEP 5810	5760	5810*	5810*	AUG 1768	1748	1766*	1766*	AUG 2025	2018	2025*	2025*
NOV 5814	5750	5812*	5812*	SEP 1763	1747	1760*	1760*	SEP 2037	2025	2031*	2031*
JAN 5904	5904	5904*	5904*	OCT 1865	1844	1860*	1860*	OCT 2030	2025	2027*	2027*
MAR											

LIVE CATTLE				FEEDER CATTLE				LIVE HOGS			
DEC	FEB	APR	JUN	NOV	JAN	MAR	APR	DEC	FEB	APR	JUN
HIGH 7627	7615	7572	7120	HIGH 8500	8425	8217	8140	HIGH 4270	4355	4130	4597
LOW 7507	7500	7475	7067	LOW 8415	8315	8135	8075	LOW 4175	4285	4065	4540
LAST 7622*	7607*	7567*	7110*	LAST 8490*	8407*	8212*	8137*	LAST 4262*	4350*	4120*	4595*
CHG +127	+102	+102	+52	CHG +90	+107	+80	+62	CHG +97	+67	+65	+50
AUG 6940	6895	6902*	6902*	MAY 8025	7970	8017*	8017*	JLY 4600	4540	4595*	4595*
OCT 7000	6970	6970*	6970*	AUG 7945	7900	7930*	7930*	AUG 4465	4450	4465*	4465*
DEC 7080	7080	7080*	7080*	SEP 7860	7860	7860*	7860*	OCT 4127	4127	4127*	4127*
FEB				OCT 7835	7835	7835*	7835*	DEC 4162	4150	4162*	4162*
SWISS FRANC											
DEC 6914	6875	6902*	6902*	DEC 9487	9481	9484*	9484*	FEB 4092	3985	4065*	4065*
MAR 6863	6830	6854*	6854*	MAR 9504	9494	9501*	9501*	MAR 4085	3980	4055*	4055*
JUN 6810	6808	6808*	6808*	JUN 9483	9473	9481*	9481*	MAY 4185	4080	4160*	4160*
BRITISH POUND				SEP 9455	9445	9454*	9454*	JLY 4255	4150	4242*	4242*
DEC 17720	17650	17686*	17686*	DEC 9405	9394	9404*	9404*	AUG 4125	4060	4060*	4060*
MAR 17500	17440	17466*	17466*	MAR 9387	9374	9386*	9386*	FEB			
JUN 17290	17250	17262*	17262*								
JAPANESE YEN.				DEC 39920	39650	39795*	39795*	DEC 6130	6098	6117*	6117*
DEC 7712	7690	7706*	7706*	MAR 40120	39860	40000*	40000*	MAR 6070	6035	6053*	6053*
MAR 7695	7678	7690*	7690*	JUN 40270	40050	40180*	40180*	JUN 5992	5990	5992*	5992*
JUN 7681	7677	7681*	7681*	SEP 40580	40380	40500*	40500*	SEP 5938	5909	5938*	5938*