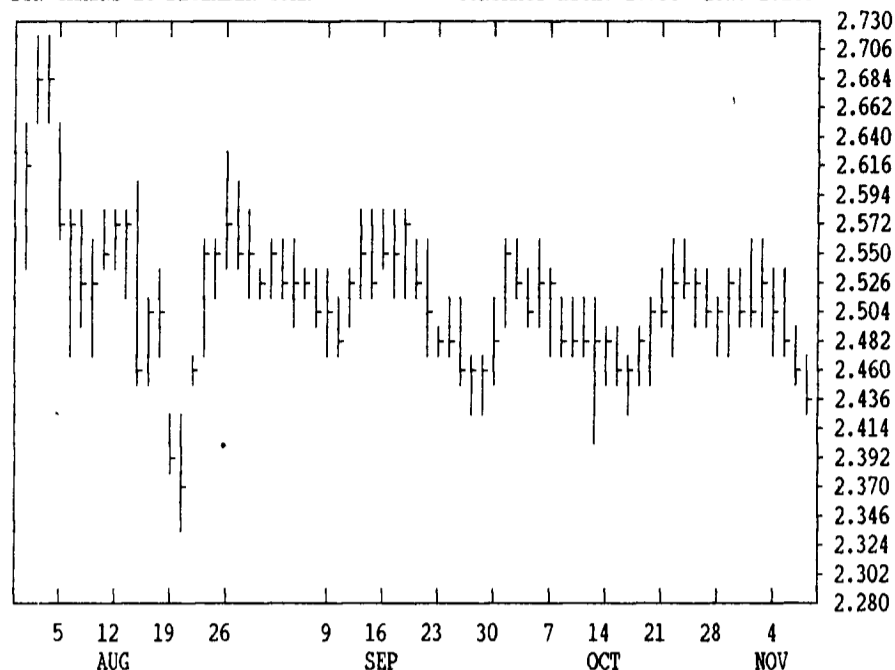


GRAIN, CATTLE AND HOG FUTURES MARKETS

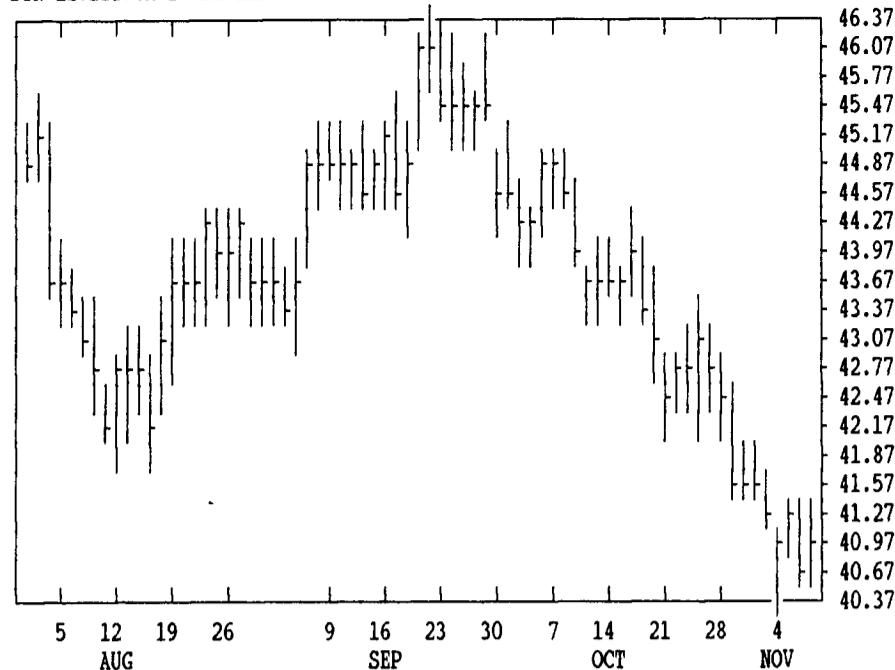
From DTN farmer satellite daily update. Service phone: (717) 731-1520

(Closing bids: Thursday, November 7)

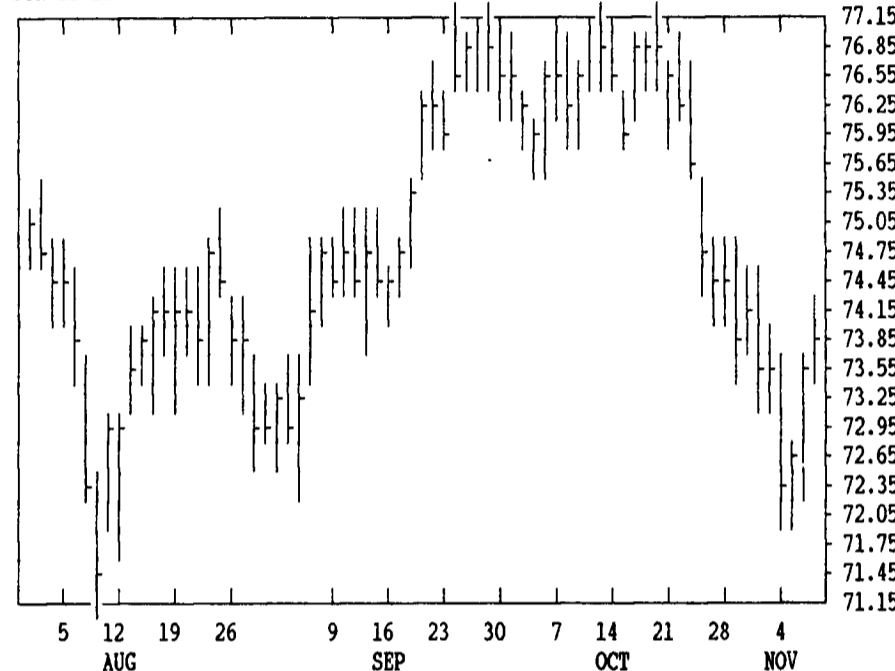
DTN GRAINS 16 DECEMBER CORN CONTRACT HIGH: 2.750 LOW: 2.200



DTN LIVESTOCK 17 DECEMBER HOGS CONTRACT HIGH: 48.92 LOW: 40.37



DTN LIVESTOCK 18 DEC LIVE CATTLE CONTRACT HIGH: 77.27 LOW: 71.15



DTN FUTURES 10 11/07/91

	PAST WEEK'S (ENDING 11/01)			OCT'S (ENDING 10/31)			CURRENT	
	HIGH	LOW	CLOSE	HIGH	LOW	SUPPORT	RESISTANCE	
DEC WHT	3.66 1/4	3.54	3.65	3.69 1/4	3.34	3.40	3.70	
JUL WHT	3.27 1/2	3.18	3.25 1/2	3.37 1/2	3.17	3.15	3.50	
KC DEC	3.69 3/4	3.61 1/2	3.69	3.74 1/2	3.37	3.45	3.75	
KC JLY	3.37	3.29 1/2	3.33 3/4	3.47	3.19	3.18	3.50	
MINN DEC	3.51	3.40	3.50 1/4	3.56	3.21 1/2	3.24	3.60	
DEC CORN	2.55	2.48 1/2	2.53 3/4	2.55 3/4	2.42	2.42	2.57	
MAR CORN	2.63 1/2	2.58 1/2	2.62	2.65 1/2	2.50 3/4	2.50 3/4	2.66	
DEC92 CN	2.59	2.54	2.56	2.60 3/4	2.51	2.48	2.61	
NOV BNS	5.68	5.39	5.67 1/4	5.91 3/4	5.39	.	.	
JAN BNS	5.74 3/4	5.51	5.73 1/2	6.03	5.50 1/2	5.38 1/2	5.78 1/2	
NOV92 BN	5.89 1/2	5.80	5.84 1/4	5.95	5.70	5.62	6.00	
DEC MEAL	186.20	178.00	194.20	193.00	173.70	177.80	190.00	
DEC OIL	19.70	19.15	18.59	20.70	19.14	.	20.00	
DEC CTTL	74.75	73.25	73.57	77.22	73.30	72.00	74.75	
FEB CTTL	74.92	73.75	74.17	76.30	73.75	73.00	74.92	
NOV FDRS	85.42	83.85	84.07	87.20	84.12	82.10	85.42	
DEC HOGS	42.77	41.22	41.27	45.20	41.50	40.00	43.30	
FEB HOGS	42.80	41.80	42.27	44.52	41.77	41.60	43.60	
FEB BLLS	44.20	41.10	41.27	74.05	41.25	40.00	43.72	

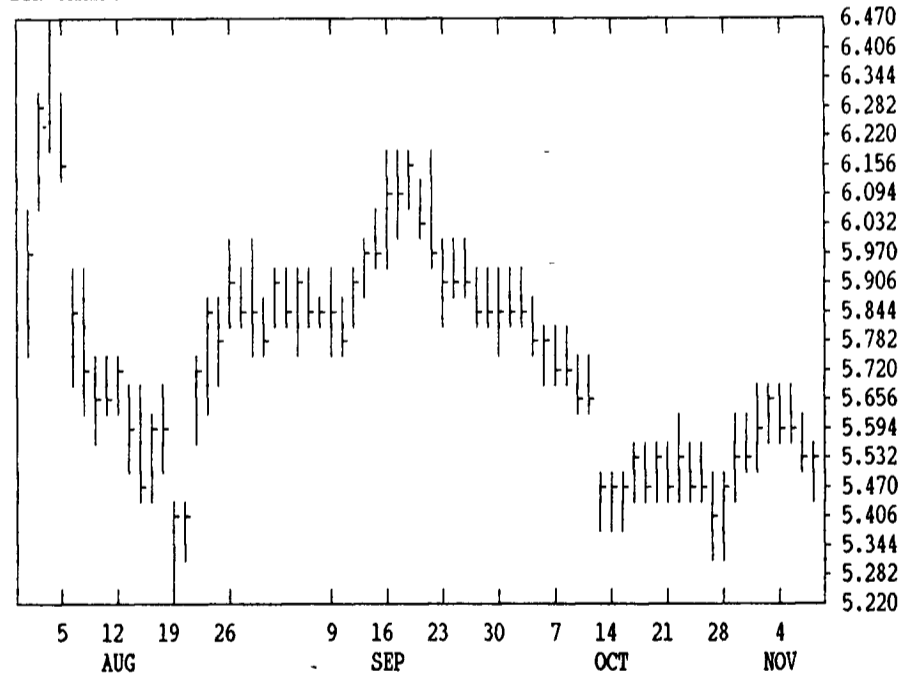
LIVE CATTLE				FEEDER CATTLE				LIVE HOGS											
DEC	FEB	APR	JUN	AUG	OCT	DEC	FEB	APR	JUN	AUG	OCT	DEC	FEB	APR	JUN	AUG	OCT	DEC	
7410	7457	7410	7087	6910	6965	7045	7045	7045	7045	7045	7045	7045	7045	7045	7045	7045	7045	7045	7045
7350	7387	7350	7055	6880	6940	7045	7045	7045	7045	7045	7045	7045	7045	7045	7045	7045	7045	7045	7045
7405*	7450*	7402*	7082*	6890*	6960*	7045*	7045*	7045*	7045*	7045*	7045*	7045*	7045*	7045*	7045*	7045*	7045*	7045*	7045*
+50	+62	+40	+20	+17	+15	0	0	0	0	0	0	0	0	0	0	0	0	0	0
NOV	JAN	MAR	APR	MAY	AUG	SEP	OCT	NOV	JAN	MAR	APR	MAY	JUN	AUG	SEP	OCT	NOV	JAN	MAR
8370	8265	8070	8010	7900	7862	7802	7770	8370	8265	8070	8010	7900	7862	7802	7770	7770	4120	4210	4015
8335	8210	8020	7960	7850	7845	7802	7770	8357*	8245*	8052*	8005*	7867*	7845*	7802*	7770*	7770*	4072	4177	3980
-15	+30	+32	+35	+15	+25	+17	+5	-15	+30	+32	+35	+15	+25	+17	+5	+5	-10	-30	-20
NOV	JAN	MAR	APR	MAY	AUG	SEP	OCT	NOV	JAN	MAR	APR	MAY	JUN	AUG	SEP	OCT	NOV	JAN	MAR
4120	4210	4015	4505	4510	4390	4085	4130	4095*	4187*	3980*	4472	4507*	4387*	4075*	4130*	4130*	4095*	4187*	3980*
+7	-10	-30	-20	-12	-12	-12	0	+7	-10	-30	-20	-12	-12	-12	0	0	+7	-10	-30

SWISS FRANC				EURODOLLAR				PORK BELLIES					
DEC	MAR	JUN	JUN	DEC	MAR	JUN	SEP	FEB	MAR	MAY	JULY	AUG	FEB
6947	6899	6840	6840	9493	9504	9479	9449	4127	4115	4225	4285	4112	4022
6870	6817	6770	6784*	9490	9500	9474	9444	4022	4015	4130	4225	4112	4027*
6886*	6833*	6784*	+21	9491*	9502*	9478*	9449*	4037*	4027*	4152*	4255*	4112*	4037*
+17	+18	+21		0	+2	+5	+6	-45	-47	-32	-50	-27	-45
DEC	MAR	JUN	DEC	MAR	JUN	SEP	DEC	MAR	MAY	JULY	AUG	FEB	MAR
6947	6899	6840	6840	9493	9504	9479	9449	4127	4115	4225	4285	4112	4022
6870	6817	6770	6784*	9490	9500	9474	9444	4022	4015	4130	4225	4112	4027*
6886*	6833*	6784*	+21	9491*	9502*	9478*	9449*	4037*	4027*	4152*	4255*	4112*	4037*
+17	+18	+21		0	+2	+5	+6	-45	-47	-32	-50	-27	-45

BRITISH POUND				S&P 500 INDEX				W. GERMAN MARK							
DEC	MAR	JUN	JUN	DEC	MAR	JUN	SEP	DEC	MAR	JUN	SEP	DEC	MAR	JUN	SEP
17768	17570	17350	17350	39445	39650	39840	40000	6128	6065	5985	5890	6059	5990	5941	5887
17604	17394	17196	17196*	39055	39260	39440	39700	6059	5990	5941	5887	6068*	5990	5941	5887*
17608*	17394*	17196*	-20	39430*	39635*	39815*	39980*	6068*	5990	5941	5887*	6068*	5990	5941	5887*
-12	-16	-20		+325	+325	+325	+270	-3	-3	-3	-3	-3	-3	-3	-3

CORN				CHICAGO WHEAT				K.C. WHEAT							
DEC	MAR	MAY	JULY	DEC	MAR	MAY	JULY	DEC	MAR	MAY	JULY	DEC	MAR	MAY	JULY
2464	2556	2616	2666	3560	3550	3420	3250	3610	3600	3440	3314	3524	3524	3530	3260
2442	2534	2600	2650	3470	3470	3354	3190	3524	3524	3382	3256	3524	3524	3530	3260
2450*	2540*	2602*	2652*	3502*	3492*	3360*	3196*	3524	3524	3382	3256	3524	3524	3530	3260
-14	-14	-12	-14	-70	-66	-54	-42	-96	-82	-56	-52	-96	-82	-56	-52

DTN GRAINS 21 NOVEMBER SOYBEANS CONTRACT HIGH: 6.740 LOW: 5.170



DTN GRAINS 23 DEC SOY MEAL CONTRACT HIGH: 205.5 LOW: 160.0

