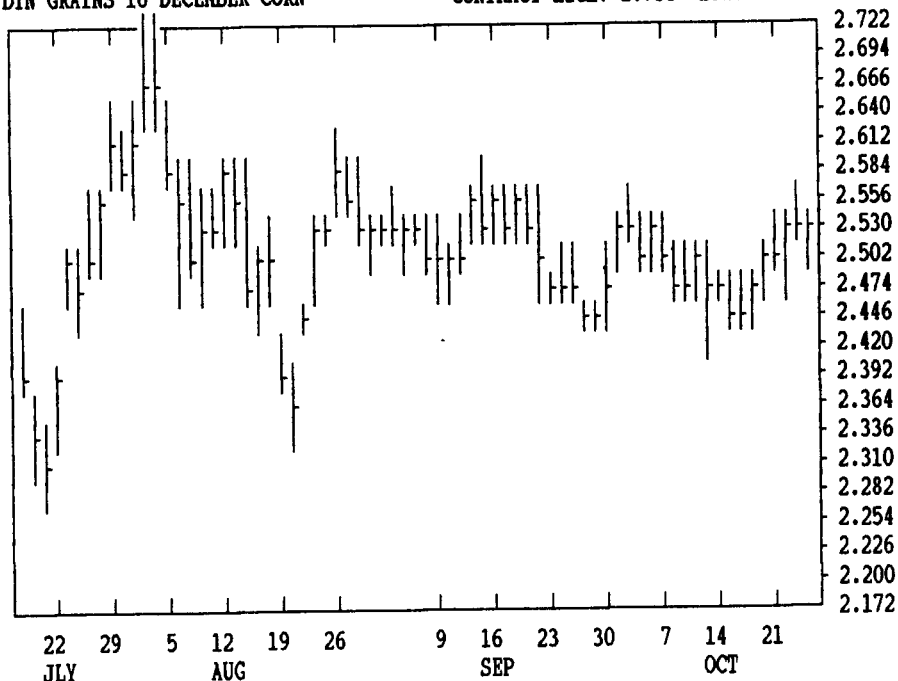


GRAIN, CATTLE AND HOG FUTURES MARKETS

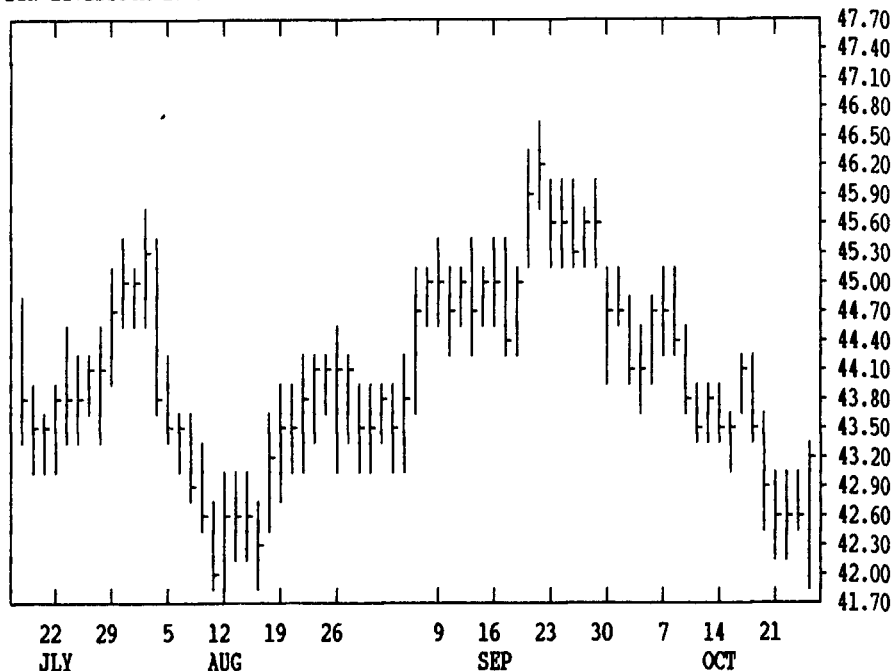
From DTN farmer satellite daily update. Service phone: (717) 731-1520

(Closing bids: Thursday, October 24)

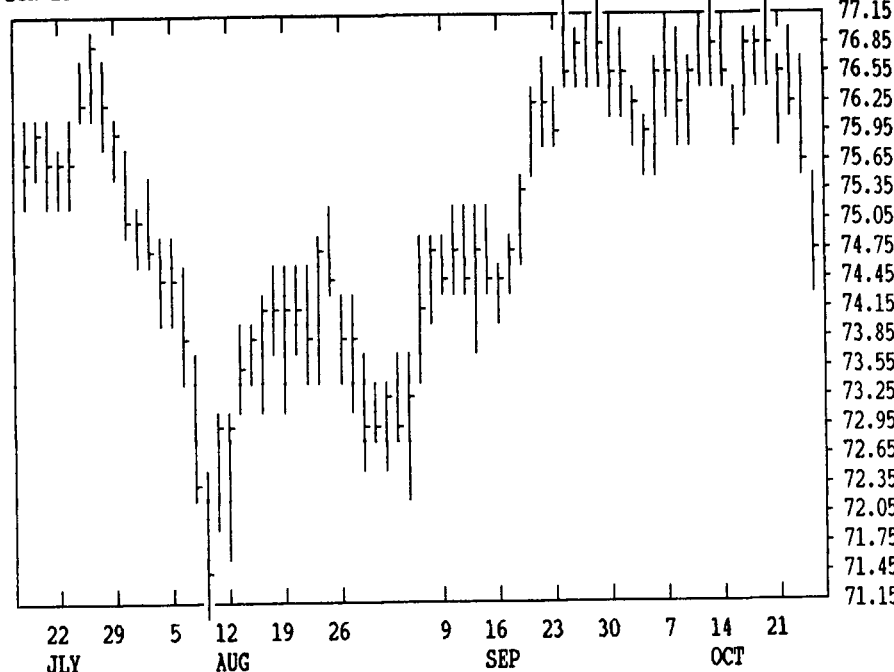
DTN GRAINS 16 DECEMBER CORN CONTRACT HIGH: 2.750 LOW: 2.200



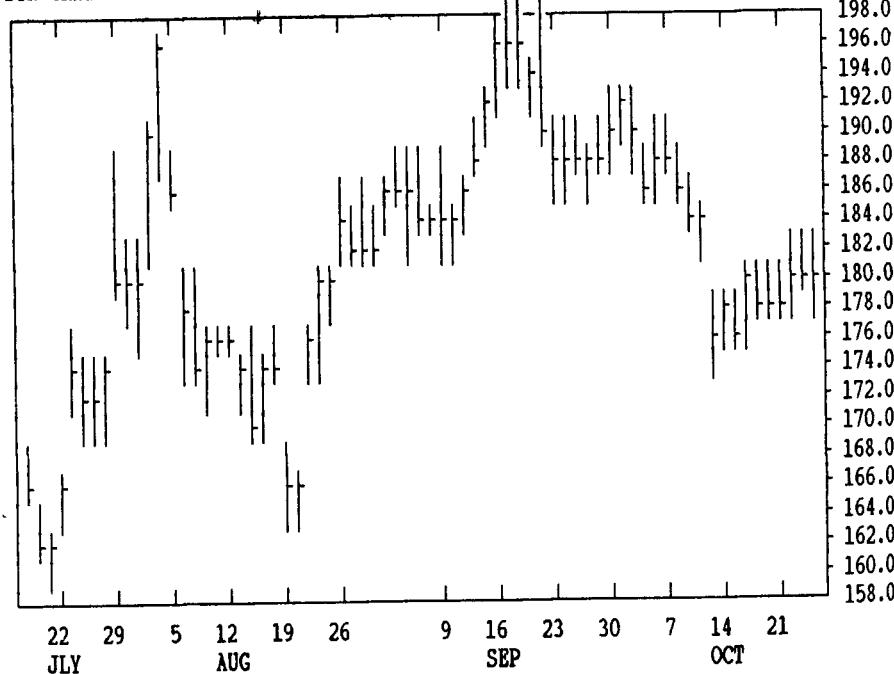
DTN LIVESTOCK 17 DECEMBER HOGS CONTRACT HIGH: 48.92 LOW: 42.00



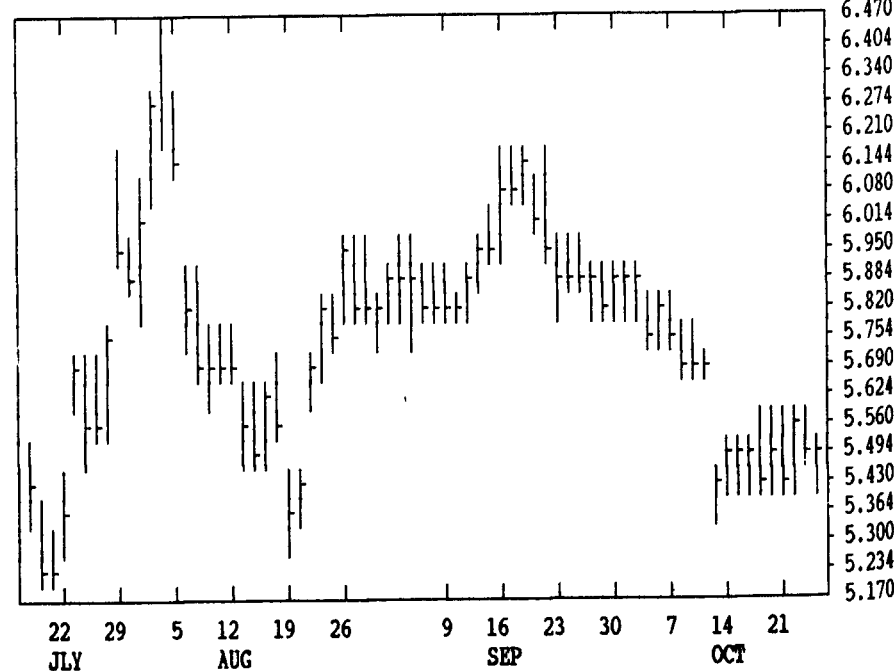
DTN LIVESTOCK 18 DEC LIVE CATTLE CONTRACT HIGH: 77.27 LOW: 71.15



DTN GRAINS 23 DEC SOY MEAL CONTRACT HIGH: 205.5 LOW: 160.0



DTN GRAINS 21 NOVEMBER SOYBEANS CONTRACT HIGH: 6.740 LOW: 5.170



DTN FUTURES 10/10/24/91		TECHNICAL POINTS					SLOW STOCHASTIC					
PRICES ARE DECIMAL		MOVING AVERAGES			RSI'S		5 DAY 20 DAY					
CONTRACT	CLOSE	4-DAY	9-DAY	18-DAY	45-DAY	9DAY	14DAY	30DAY	%K	%D	%K	%D
WHEAT DEC	367.50	362.25	355.36	349.22	334.85	82.0	77.8	69.9	92	87	95	93
WHEAT JUL	331.25	331.31	330.39	327.78	316.74	60.5	62.3	61.3	40	51	84	86
KC DEC	371.50	367.06	359.69	352.87	335.38	88.4	83.8	74.0	93	91	97	96
KC JUL	343.75	341.62	339.31	334.56	319.61	74.1	72.6	66.8	53	58	89	92
MINN W DEC	353.00	348.75	341.39	335.76	319.77	85.8	82.3	73.5	93	88	95	92
CORN DEC	253.50	252.75	250.08	250.75	251.74	59.8	55.7	52.3	78	80	77	58
CORN MAR	263.25	262.50	259.58	259.69	259.83	62.5	58.0	53.6	80	82	82	66
CORN JUL	275.25	273.94	270.69	269.57	267.96	71.2	65.2	58.1	84	84	89	80

BEANS NOV	548.25	550.44	549.94	562.18	579.99	35.3	36.8	42.9	44	48	20	16
BEANS JAN	560.50	562.37	561.47	573.42	591.03	35.9	37.2	43.1	47	52	22	18
BEANS JUL	587.50	590.81	590.00	600.26	614.70	36.6	38.5	45.1	46	53	26	22
NEAL DEC	180.70	180.45	179.47	182.96	185.85	43.7	44.0	48.2	71	70	34	27
OIL DEC	19.50	19.62	19.65	19.87	20.41	19.87	20.41	44.2	26	41	20	18
CATTLE DEC	74.92	75.92	76.34	76.46	75.56	29.1	37.7	45.9	14	35	34	57
CATTLE FEB	74.77	75.53	75.63	75.25	74.03	39.2	47.7	51.7	25	54	75	88
FEEDER NOV	84.77	85.67	85.90	86.04	84.93	32.9	41.0	47.3	33	45	30	44
HOGS DEC	43.20	42.84	43.26	43.79	44.38	41.1	41.2	43.6	35	25	13	11
HOGS FEB	42.40	42.23	42.66	43.20	43.70	32.3	35.3	40.5	24	16	9	9
BELLY FEB	42.85	42.69	43.08	43.81	46.61	37.5	37.9	40.6	34	31	10	10

LIVE CATTLE				FEEDER CATTLE				LIVE HOGS						
	HIGH	LOW	LAST	CHG		HIGH	LOW	LAST	CHG		HIGH	LOW	LAST	CHG
DEC			7492		OCT	8550	8500	8505*	-60	DEC			4320	
FEB			7477		NOV	8555	8460	8477*	-107	FEB			4240	
APR			7510		JAN	8487	8415	8422*	-85	APR			4100	
JUN			7222		MAR	8315	8285	8295*	-50	JUN			4590	
AUG			7022		APR	8280	8240	8245*	-55	JUL			4600	
OCT			7100		MAY	8160	8110	8110*	-35	AUG			4460	
DEC					AUG	8115	8105	8107*	-20	OCT			4110	
FEB					SEP	8105	8085	8085*	-25	DEC				

SWISS FRANC				EURODOLLAR				PORK BELLIES						
	HIGH	LOW	LAST	CHG		HIGH	LOW	LAST	CHG		HIGH	LOW	LAST	CHG
DEC	6712	6674	6685*	+34	DEC	9455	9445	9454*	+9	FEB	4290	4215	4285*	+45
MAR	6664	6628	6634*	+32	MAR	9463	9455	9462*	+8	MAR	4275	4212	4267*	+37
JUN	6589	6558	6589*	+31	JUN	9440	9429	9439*	+11	MAY	4392	4310	4392*	+55
BRITISH POUND				SEP	9405	9395	9404*	+11	JUL	4440	4355	4440*	+55	
DEC	17040	16950	16962*	+104	DEC	9349	9339	9349*	+11	AUG	4245	4167	4167*	+15
MAR	16850	16760	16766*	+96	MAR	9336	9326	9334*	+9	FEB				
JUN	16650	16588	16588*	+92	S&P 500 INDEX				W. GERMAN MARK					
JAPANESE YEN				DEC	38960	38475	38630*	-355	DEC	5867	5835	5842*	+34	
DEC	7623	7595	7601*	+20	MAR	39185	38710	38855*	-365	MAR	5810	5782	5786*	+33
MAR	7614	7593	7593*	+19	JUN	39260	38920	39075*	-365	JUN	5745	5733	5733*	+32
JUN	7610	7594	7594*	+18	SEP	39300	39200	39300*	-330	SEP	5686	5656	5686*	+30

CORN				CHICAGO WHEAT				K.C. WHEAT						
	HIGH	LOW	LAST	CHG		HIGH	LOW	LAST	CHG		HIGH	LOW	LAST	CHG
DEC	2536	2516	2534*	+6	DEC	3684	3630	3674*	+16	DEC	3720	3684	3714*	+10
MAR	2636	2614	2632*	+4	MAR	3664	3624	3662*	+20	MAR	3700	3670	3700*	+20
MAY	2702	2684	2702*	+4	MAY	3510	3470	3504*	+14	MAY	3550	3506	3542*	+32
JUL	2752	2730	2752*	+6	JUL	3316	3272	3312*	+10	JUL	3440	3394	3436*	+20
SEP	2634	2614	2630*	+6	SEP	3362	3340	3354*	+6	SEP	3460	3444	3460*	+12
DEC	2594	2570	2592*	+12	DEC	3460	3460	3460*	+20	MINN WHEAT				
MAR	2664	2644	2664*	+12	OATS				DEC	3534	3500	3530*	+14	
MAY					DEC	1352	1330	1346*	0	MAR	3564	3534	3560*	+10
JUL					MAR	1442	1420	1434*	-2	MAY	3540	3522	3540*	+10
SOYBEANS				MAY	1490	1474	1482*	-4	JUL	3410	3410	3410*	-30	
NOV	5524	5470	5482*	-22	JUL	1512	1504	1512*	-6	SEP	3366	3360	3366*	-42
JAN	5640	5592	5604*	-16	SOYBEAN MEAL				SOYBEAN OIL					
MAR	5744	5700	5704*	-26	DEC	1818	1793	1807*	+1	DEC	1974	1947	1950*	-11
MAY	5840	5796	5800*	-32	JAN	1802	1780	1793*	0	JAN	1990	1965	1970*	-10
JUL	5910	5870	5874*	-32	MAR	1786	1767	1776*	-5	MAR	2024	2000	2003*	-10
AUG	5930	5896	5896*	-32	MAY	1768	1752	1756*	-10	MAY	2052	2032	2032*	-13
SEP	5864	5830	5830*	-20	JUL	1766	1753	1754*	-13	JUL	2080	2060	2060*	-9
NOV	5900	5864	5870*	-12	AUG	1762	1750	1750*	-17	AUG	2095	2075	2075*	-10
JAN	5970	5970	5970*	-12	SEP	1760	1745	1747*	-21	SEP	2105	2090	2090*	-10
MAR					OCT	1880	1855	1862*	-28	OCT	2090	2080	2085*	-17