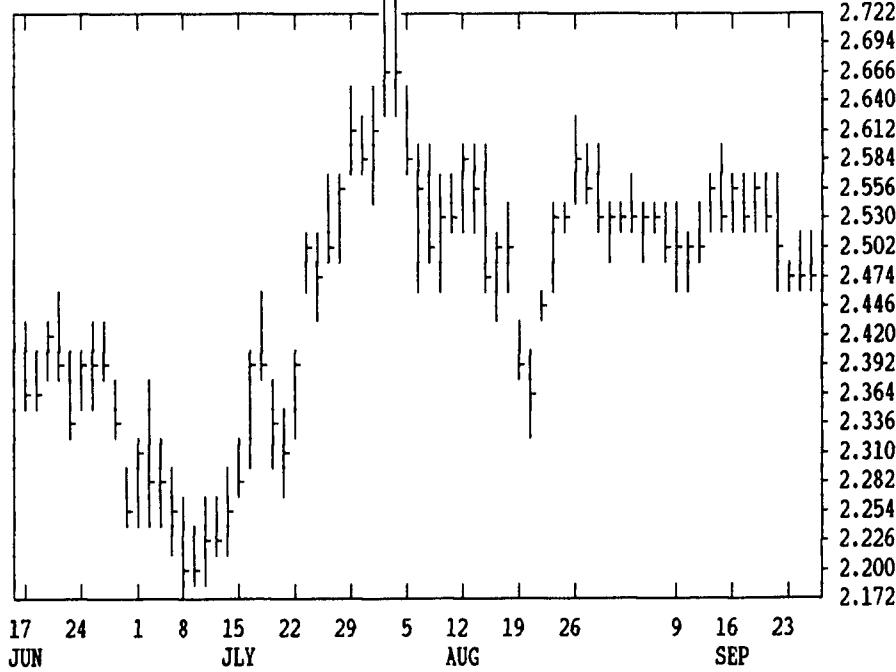


GRAIN, CATTLE AND HOG FUTURES MARKETS

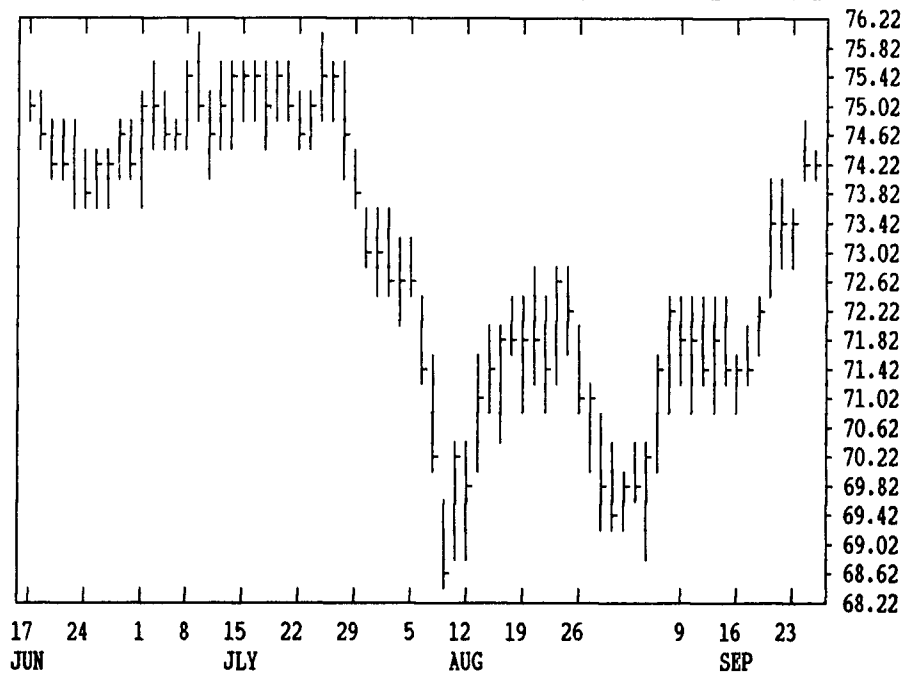
From DTN farmer satellite daily update. Service phone: (717) 731-1520

(Closing bids: Wednesday, September 25)

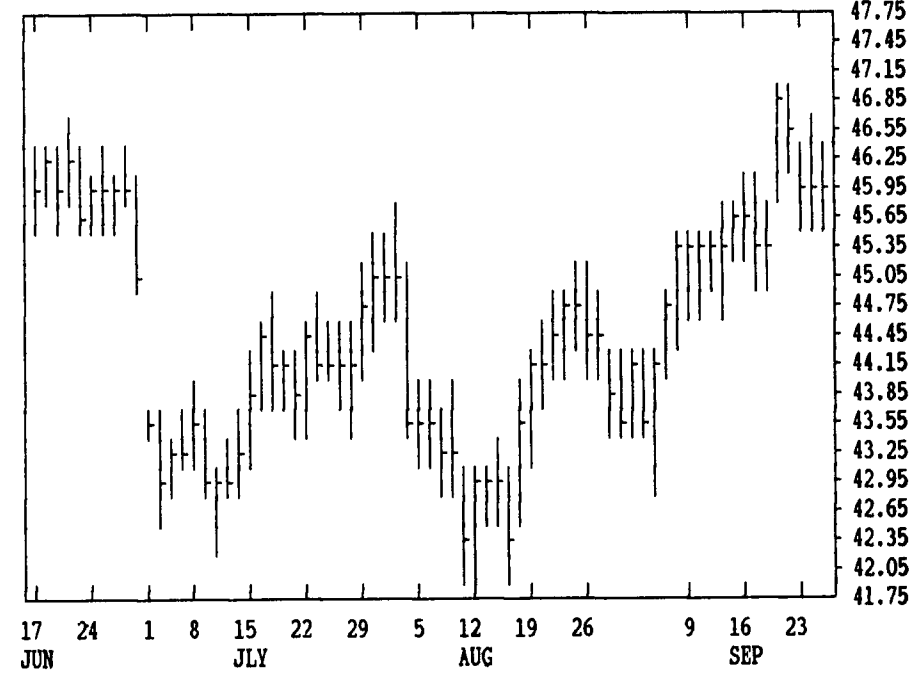
DTN GRAINS 16 DECEMBER CORN CONTRACT HIGH: 2.750 LOW: 2.200



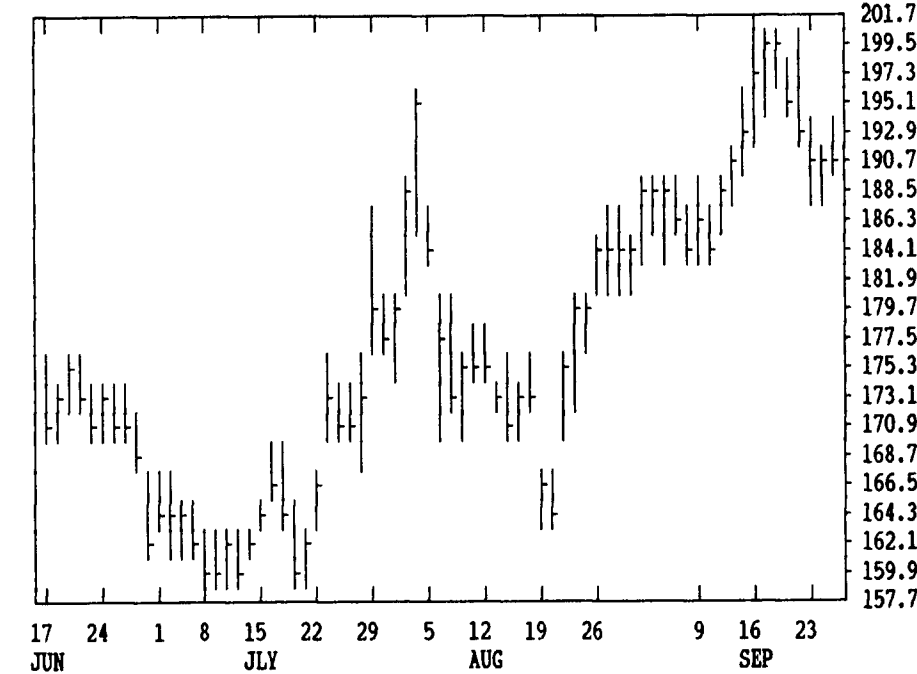
DTN LIVESTOCK 18 OCTOBER LIVE CATTLE CONTRACT HIGH: 76.90 LOW: 68.62



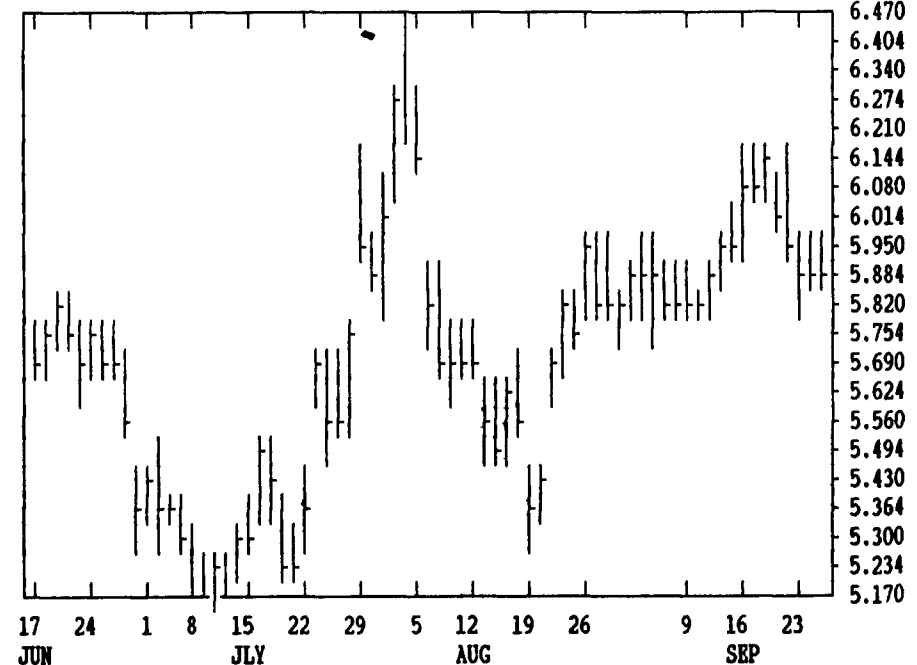
DTN LIVESTOCK 17 OCTOBER HOGS CONTRACT HIGH: 49.55 LOW: 42.05



DTN GRAINS 23 OCTOBER SOY MEAL CONTRACT HIGH: 201.0 LOW: 159.9



DTN GRAINS 21 NOVEMBER SOYBEANS CONTRACT HIGH: 6.740 LOW: 5.170



DTN FUTURES 10 09/25/91		TECHNICAL POINTS				SLOW STOCHASTIC						
PRICES ARE DECIMAL		MOVING AVERAGES				RSI'S						
CONTRACT	CLOSE	4-DAY	9-DAY	18-DAY	45-DAY	9DAY	14DAY	30DAY	%K	%D	%K	%D
WHEAT DEC	327.25	327.75	330.72	327.35	315.99	52.4	56.9	57.0	17	23	71	86
WHEAT JULY	308.50	308.31	311.61	309.83	304.76	48.3	52.4	54.5	10	13	49	75
KC DEC	327.00	327.56	329.94	325.11	313.60	56.1	59.7	58.7	15	24	73	87
KC JULY	310.00	310.00	311.97	310.17	303.41	51.8	54.8	55.5	18	24	65	83
MINN W DEC	313.25	314.00	315.14	310.72	301.78	59.8	61.7	58.4	9	20	77	87
CORN DEC	247.25	248.62	252.17	252.44	253.62	35.3	42.3	47.9	5	6	12	43
CORN MAR	255.25	256.62	259.61	259.89	260.92	36.5	43.1	48.2	6	7	12	42
CORN JULY	263.00	264.00	266.44	266.71	267.57	37.8	44.9	50.7	9	11	14	41

BEANS NOV	590.25	593.31	601.33	595.00	585.55	45.6	50.0	51.4	17	18	47	73
BEANS JAN	601.00	604.50	612.14	605.79	595.95	45.5	50.0	51.5	17	18	48	73
BEANS JULY	622.50	626.75	633.11	626.82	617.16	45.5	50.9	53.7	17	19	50	75
NEAL OCT	191.10	191.50	194.91	191.34	183.22	50.9	55.2	56.1	19	19	60	80
OIL OCT	20.68	20.70	20.75	20.55	20.51	52.7	53.1	51.8	48	42	64	74
CATTLE OCT	74.45	73.87	72.92	72.06	72.00	74.7	66.8	56.5	86	84	93	86
CATTLE DEC	76.92	76.51	75.75	74.99	74.55	76.2	69.2	59.5	83	85	94	92
FEEDER OCT	86.10	85.80	84.94	84.26	84.20	71.8	63.8	54.6	81	83	91	78
HOGS OCT	46.00	46.15	45.99	45.42	44.57	58.3	58.7	54.8	41	57	82	86
HOGS DEC	45.40	45.69	45.39	44.95	44.20	56.4	57.3	53.7	44	62	79	83
BELLY FEB	47.30	48.08	49.30	48.84	48.11	40.5	44.6	46.0	8	19	55	72

CORN				CHICAGO WHEAT				K.C. WHEAT			
DEC	MAR	JULY	SEP	DEC	MAR	JULY	SEP	DEC	MAR	JULY	SEP
HIGH 2504	2630	2656	2560	HIGH 3296	3326	3106	3150	HIGH 3300	3312	3114	3140
LOW 2470	2600	2624	2532	LOW 3270	3302	3082	3150	LOW 3264	3284	3092	3140
LAST 2472*	2602*	2630*	2532*	LAST 3272*	3302*	3084*	3150*	LAST 3270*	3284*	3100*	3140*
CHG -12	-10	-10	-14	CHG +6	+6	+14	+14	CHG +6	+2	+12	0

SOYBEANS				SOYBEAN MEAL				SOYBEAN OIL			
NOV	JAN	MAR	JULY	OCT	DEC	JAN	MAR	OCT	DEC	JAN	MAR
HIGH 5972	6082	6184	6082	HIGH 1935	1907	1887	1865	HIGH 2095	2127	2143	2178
LOW 5894	6004	6104	6010*	LOW 1906	1879	1860	1843	LOW 2063	2100	2119	2153
LAST 5902*	6010*	6106*	6010*	LAST 1911*	1881*	1862*	1845*	LAST 2068*	2107*	2129*	2161*
CHG -16	-22	-24	-22	CHG +5	+2	+1	+3	CHG -15	-9	-6	-5

LIVE CATTLE				FEEDER CATTLE				LIVE HOGS			
OCT	DEC	FEB	APR	SEP	OCT	NOV	JAN	MAR	OCT	DEC	FEB
HIGH 7450	7697	7450	7530	HIGH 8635	8635	8570	8437	HIGH 4637	4585	4500	4275
LOW 7412	7670	7422	7505	LOW 8610	8565	8515	8400	LOW 4580	4525	4435	4220
LAST 7445*	7692*	7442*	7520*	LAST 8625*	8615*	8545*	8420*	LAST 4600*	4540*	4450*	4225*
CHG +20	+17	+10	+15	CHG +2	+42	+25	+15	CHG -7	-15	-22	-30

SWISS FRANC				EURODOLLAR				PORK BELLIES			
DEC	MAR	JUN	SEP	DEC	MAR	JUN	SEP	FEB	MAR	MAY	JULY
HIGH 6813	6760	6718	6718	HIGH 9430	9442	9414	9373	HIGH 4830	4815	4910	4900
LOW 6789	6758	6711	6718	LOW 9425	9435	9408	9369	LOW 4710	4705	4805	4825
LAST 6796a	6758a	6718*	6718*	LAST 9428	9439	9413	9372	LAST 4730*	4712*	4812*	4832*
CHG +8	+8	+7	+7	CHG +4	+5	+6	+4	CHG -40	-42	-60	-57

BRITISH POUND				S&P 500 INDEX				W. GERMAN MARK			
DEC	MAR	JUN	SEP	DEC	MAR	JUN	SEP	DEC	MAR	JUN	SEP
HIGH 17206	17030	16840a	16840a	HIGH 39130	39370	39640	39970	HIGH 5916	5860	5795	5795
LOW 17164	17000	16840a	16840a	LOW 38830	39100	39350	39760	LOW 5898	5850	5792	5795
LAST 17166	17010a	16840a	16840a	LAST 38925*	39185*	39430*	39780*	LAST 5901	5860	5795*	5795*
CHG 0	+12	+2	+2	CHG -105	-105	-110	-120	CHG +6	+18	+3	+3