

C.B. HOOBER & SON INC.

Krause SEPTEMBER

TRUCKLOAD SALE

Our Fall Order Is On The Way!

A PROVEN PERFORMER FOR TRACTORS UNDER 110 HP THE 2200 Series ROCKFLEX


- ... 22', 6 Gauge Blades, Heavy-Duty Ductile Iron Spools
- ... 9 1/2" Disc Spacing, 1 1/2" Cold-Rolled Steel Tie-Rod
- ... All Cylinders & Hoses, Dual 9.5Lx15 6 Ply Tires



COMPLETE AND FIELD READY

2242A ROCKFLEX, 12'3" Cutting Width, 14' Overall Width \$6,495 List Price \$8,408	2244A ROCKFLEX 13'9" Cutting Width, 15' Overall Width \$6,995 List Price \$8,858
---	--

THE 4900 ROCKFLEX




THE SOLID LEADER IN DOUBLE-WING DISCS

4921 - 18'1" Cut, 20' Overall	All With 22"x1/4" Blades Front & 22"x6 Ga. Blades Rear; Dual Wheels Center, From 155-175 Lbs. Per Blade
4924 - 20'11" Cut, 23' Overall	
4927 - 25'2" Cut, 27' Overall	

LIMITED QUANTITIES - CALL FOR PRICES

The (1) PASS Tillage Tool That WORKS! THE KRAUSE LANDSMAN Model 3100 Clearance Special!



Up Front - Disc Gang w/8" Spacing, 20", 6 Gauge Blades, 1 1/2" Alloy Tierod, Spring-Cushioned	3118 - 18' Wide List \$20,096 \$14,500 w/Reel & Tine List \$18,616 \$13,500 w/5 Bar Drag
In The Middle - Low Draft, Heavy-Duty K-Tine Field Cultivator Shanks, 7" Spacing, 10" Sweeps	3127 - 27' Wide List \$27,616 \$19,400 w/Reel & Tine List \$24,915 \$17,800 w/5 Bar Drag
Out The Back - You Choose: Either 1 Heavy-Duty Reel And 3 Rows of Coiled Tines OR 2-5 Bar Drag With Heavy-Duty 10" Teeth	

Can't Afford A New Disc?

LOOK OVER OUR LIST OF USED DISCS On Page D-23

1577 SINGLE-FOLD ROCKFLEX DISC

- ... 16'8" Cut, 18" Width Overall
- ... 22"x1/4" Blades, 9 1/2" Spacing
- ... Ductile Spools
- Quantities Limited

\$12,200

List \$13,975 *Ready To Go To Your Fields*

Leftover Specials

4200 FIELD CULTIVATORS are BUILT TO LAST...

- ... Low Draft, Heavy Duty, EDGE-ON K-Tine Shanks
- ... Walking Beam Tandem Caster Wheels
- ... Positive, Mechanical Depth Control On Each Section

SUPER DEMO SPECIAL List Price \$14,300	OLD MODEL 4120 FIELD CULTIVATOR \$9,825 List Price \$14,300	<ul style="list-style-type: none"> • 46 Shanks • 26'10" Wide • 11'3" Transport • Weight - 6,354 Lbs.
		<p>MODEL 4223</p> <ul style="list-style-type: none"> • 45 Shank, 26' Wide • 3 Row Spike Leveler • 11'9" Transport Width • Weight - 6,500 Lbs. <p>\$12,475 List Price - \$15,445</p> <p>MODEL 4226</p> <ul style="list-style-type: none"> • 45 Shank, 26' Wide • 3 Row Spike Leveler • 15'5" Transport Width • Weight - 7,072 Lbs. <p>\$12,875 List Price - \$15,911</p>

OPTIONAL ATTACHMENTS: SPECIAL DEALS WHEN PURCHASED WITH DISCS.

Tine Harrow (choice of 2- 3- or 4-row arrangement). Available in sizes to match any Krause Tillage Implement. Save a trip over the field by mixing chemicals and finishing seedbed at the same time you complete a tillage operation.





Trall Hitch. Fits most Krause Tillage Implements. Lets you hook up easily to trailing equipment. Swing tongue telescopes, swivels, and automatically locks in place when backing.



HOOBER
C.B. HOOBER & SON INC.
INTERCOURSE, PA
(717) 768-8231

TWO CONVENIENT LOCATIONS

case  **Serving Agriculture**  **50 YEARS**

AUTHORIZED UPS STATION

HOOBER
HOOBER EQUIPMENT INC.
MIDDLETOWN, DE
(302) 378-9555