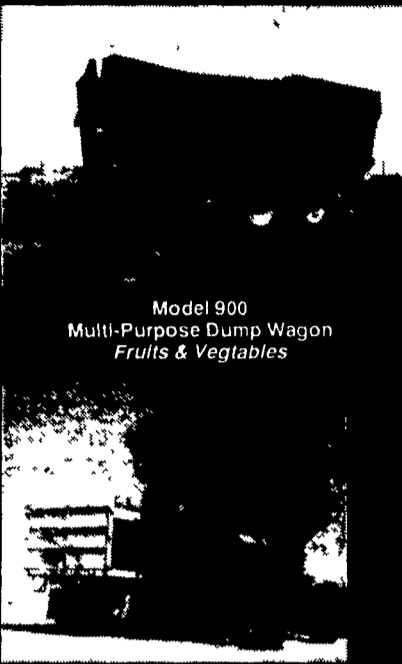



RICHARDTTON

OTHER QUALITY RICHARDTTON PRODUCTS




Model 900
Multi-Purpose Dump Wagon
Fruits & Vegetables



Model 960 and 960F
Multi-Purpose Dump Wagon
Seed Corn, Sweet Corn & Beets


The Proven Leader In High Dump Wagons



Model 1200 1400
Multi-Purpose Dump Wagon
Forage & Grain
550 & 640 Cubic Foot Capacity



Model 750
Multi-Purpose Dump Wagon
Forage & Grain
1000 Cubic Foot Capacity



Model 700
Multi-Purpose Dump Wagon
Forage & Grain
750 Cubic Foot Capacity

BINKLEY & HURST BROS. INC.

133 Rothsville Station Rd. • Lititz, PA 17543
Located 1/2 Mile North Of Rothsville

(717) 626-4705 1-800-IT PAYS U



Farm Plan.
A Service of FPC Financial

DON'T MISS THIS ONE - ONLY NEW KINZE GRAIN CART!

KINZE Model 450 C Grain Conveyor Wagon

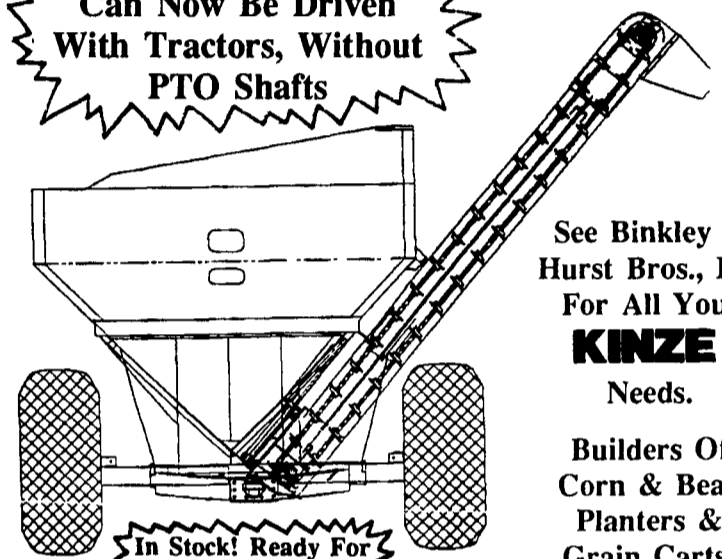


Preliminary specifications

Capacity:	490 Bushels
Bushels per minute:	175 BPM (measured at minimum hydraulic flow of 18 gpm and 1800 PSI)
Gearbox:	Hydraulic Drive only
Flow Control:	Hydraulic Grain Door
Tires:	R-1 or R-3, 23.1"x26", 10 ply
Spindle/Hub:	32 1/2 "/10 Bolt
Empty Weight:	6520 lbs.
Hitchweight Empty/Full:	570 lbs/3700 lbs.
Tread Width:	108" Shipping or 120" Field (center to center)
Grain Tank Width:	10'1"
Grain Tank Length:	13'6"
Grain Tank Height:	Combine side 9'6"/Extension side 10'6"
Overall Length:	23'2"
Grain Discharge Height:	11'7"
Electronic Scale:	Optional
Conveyor Paddles:	37-5/8 "x19 1/2 "

Standard equipment on Model 450 C Grain Conveyor Wagon includes front and rear windows, safety/warning lights, SMV Sign, drop leg parking jack, single or double clevis hitch.

Can Now Be Driven With Tractors, Without PTO Shafts



In Stock! Ready For Delivery. 1 Only

See Binkley & Hurst Bros., Inc. For All Your **KINZE** Needs.

Builders Of Corn & Bean Planters & Grain Carts!

BINKLEY & HURST BROS. INC.

133 Rothsville Station Rd. • Lititz, PA 17543
Located 1/2 Mile North Of Rothsville

(717) 626-4705 1-800-IT PAYS U



Farm Plan.
A Service of FPC Financial

NEED A QUALITY DISK HARROW TO GET YOU GOING? CALL BINKLEY & HURST FOR A QUICK DELIVERY! BINKLEY & HURST BROS., INC. HAS ALL YOUR HEAVY DUTY TILLAGE NEEDS!

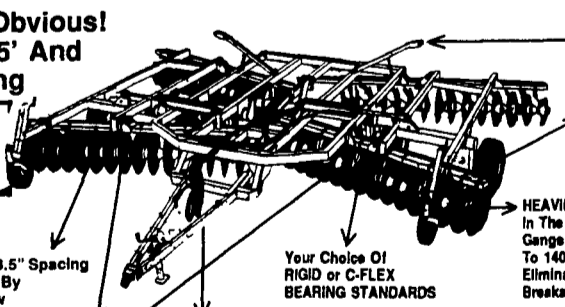
SUNFLOWER SUPERIORITY - PROVIDES THE QUALITY YOU DEMAND



WHY BUY A SUNFLOWER DISC HARROW?

The Reasons Are Obvious!
Sizes From 10'-15' And 18'-32' Folding

Check Out The Rest - Then Buy The Best! **SUNFLOWER**



WING GAUGE WHEELS Eliminate Gouging

BLADES: 1/2 "x22" or 1/2 "x24" On 8.5" Spacing
3 Sided Blade Prevents Erosion By Eliminating A Continuous Furrow

DOUBLE OFFSET DESIGN Provides Maximum Leveling Without A Middle Buster Or Center Tooth

SELF-LEVELING HITCH Maintains Level Setting Regardless Of Desired Depth Or Tillage Application

TRANSPORT WIDTH On Wing Units Up To 24'2" Working Width Is A SAFE 12'4".

3 YEAR WARRANTY On Triple Lip Sealed Trunnion Mounted, Regreassable BEARINGS

HEAVIEST AXLE SHAFTS In The Industry - 1 1/2 " Dia. Gange Are Hydraulically Torqued To 1400 Lbs. & Spring-Loaded To Eliminate Loosening, Wear And Breakage.


Your Choice Of RIGID or C-FLEX BEARING STANDARDS

GET A SUPER TAX DEDUCTIBLE LEASE ON QUALITY SUNFLOWER TILLAGE EQUIPMENT

WHEN IT COMES TO WORKING ON ROCKS...
WHEN IT COMES TO RESALE...
WHEN IT COMES TO WEIGHT...
WHEN IT COMES TO CUSTOMER EXCEPTANCE & REPEAT SALES...
WHEN IT COMES TO LARGE AXLES (1 1/2 " Is Standard On All Models)...
YOUR ANSWER IS SUNFLOWER!

See Binkley & Hurst, Inc. Soon To Buy The Best - SUNFLOWER

TRANSPORT WIDTH



Go from field working to highway transport in seconds. Transport width on 18'-21'-24' units are only 12'4" barely the width of your dual wheels, leaving plenty of room for traffic to pass. Transport height is within legal limits.

SUNFLOWER RIPPERS

Check Out These Features:

- ✓ 10'-18' Frame
- ✓ 3-9 Shanks On Infinite Spacing From 15"
- ✓ 36" Under-Frame Clearance
- ✓ Heavy Duty Trip Mechanism Allows Shanks To Trip Back 36"
- ✓ 2" Slip-In Spindles On 2 Or 4 Wheels
- ✓ GREAT PRICE VALUE!!
- ★ VERSATILE
- ★ ADAPTABLE
- ★ TOUGH
- ★ PROVEN
- ✓ 16" Upward Tripping Clearance On Auto Reset Shanks
- 10' & 14' Frames In Stock




• We Will Install Your Choice Of Number Of Shanks To Match Your Tractor Horsepower

4211 TRASH MULCHING CHISEL PLOW

• Widths From 9'-24'

• H. Duty Trip Mount Shanks
• Hyd. Coultter Adjustment



Our Customers Tell Us They've Never Owned A Coultter Chisel As Good As A **SUNFLOWER**


COME & SEE OUR ALL NEW COULTER RIPPER WHICH IS A TRASH CUTTING HEAVY DUTY SUBSOILER!

BINKLEY & HURST BROS. INC.

133 Rothsville Station Rd. Lititz, PA 17543
(717) 626-4705

After Hours Emergency Parts Call: (717) 626-0885
(717) 626-5159 (717) 859-8768

Machinery Mon.-Fri. 7 AM to 5 PM Sat. 7 AM to Sales Hours: Sun. Closed - Lord's Day 11:30 AM
New Parts Mon., Tues., Thurs., Fri. 7 AM to 6 PM
Dept. Hours: Wed. 7 AM to 5 PM Sat. 7 AM to Noon



Farm Plan.
A Service of FPC Financial