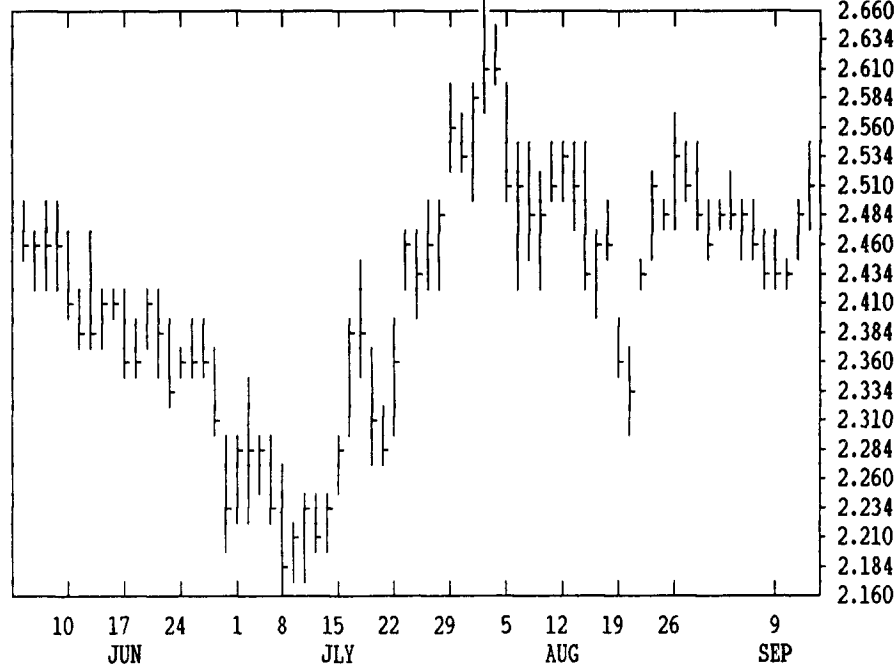


GRAIN, CATTLE AND HOG FUTURES MARKETS

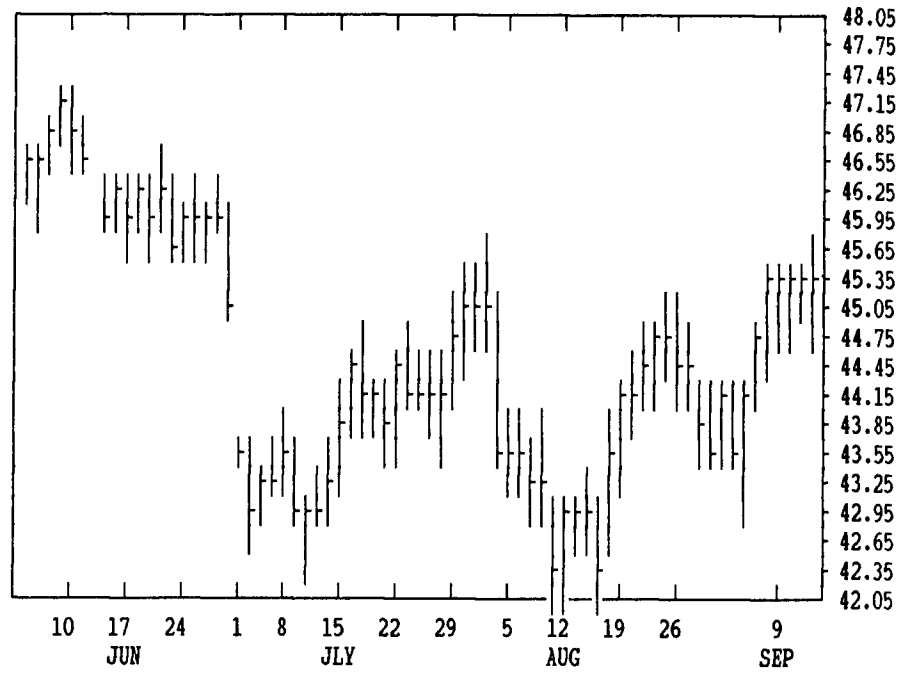
From DTN farmer satellite daily update. Service phone: (717) 731-1520

(Closing bids: Thursday, September 12)

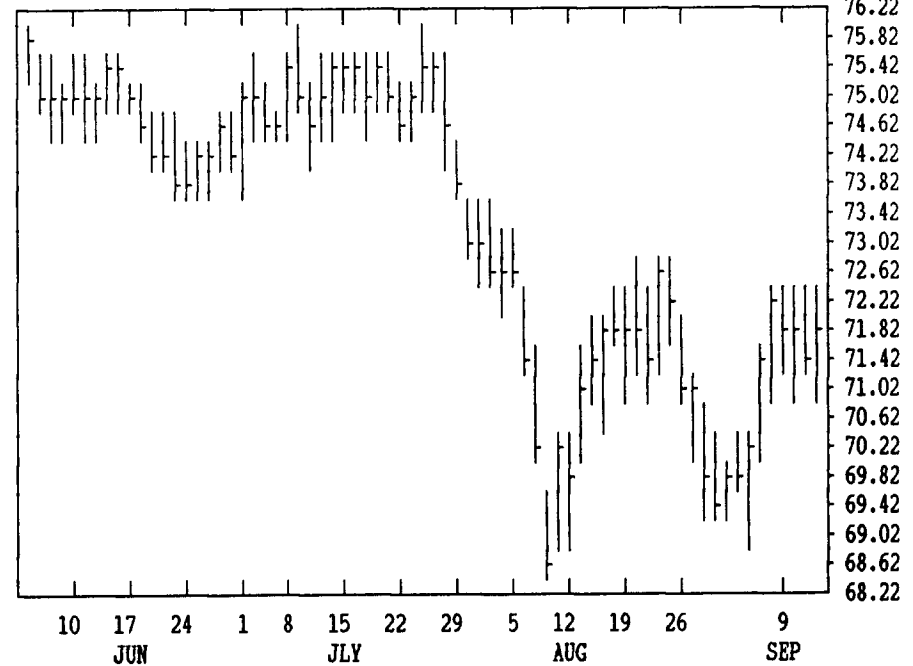
DTN GRAINS 17 SEPTEMBER CORN CONTRACT HIGH: 2.874 LOW: 2.184



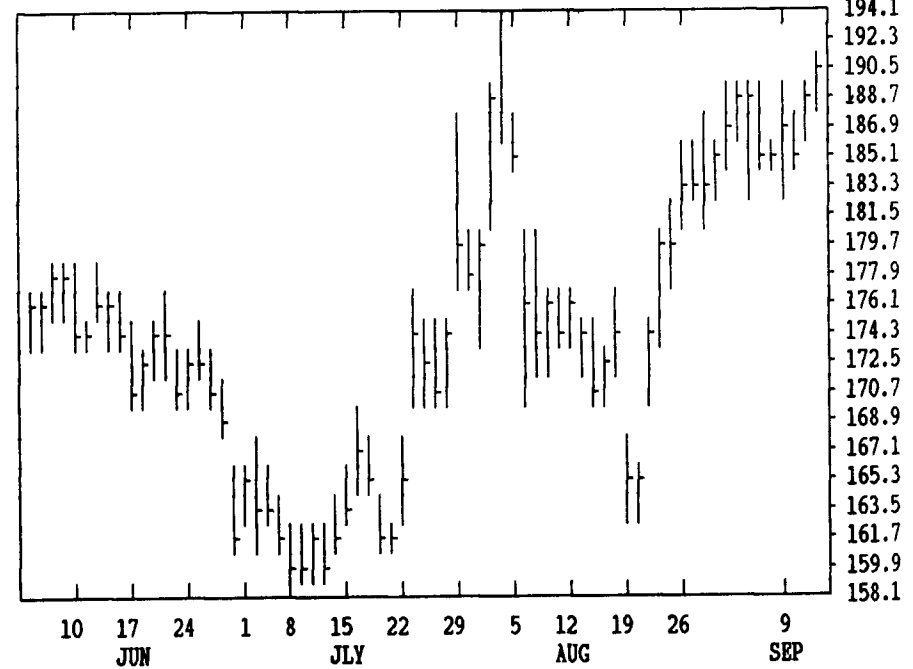
DTN LIVESTOCK 17 OCTOBER HOGS CONTRACT HIGH: 49.55 LOW: 42.05



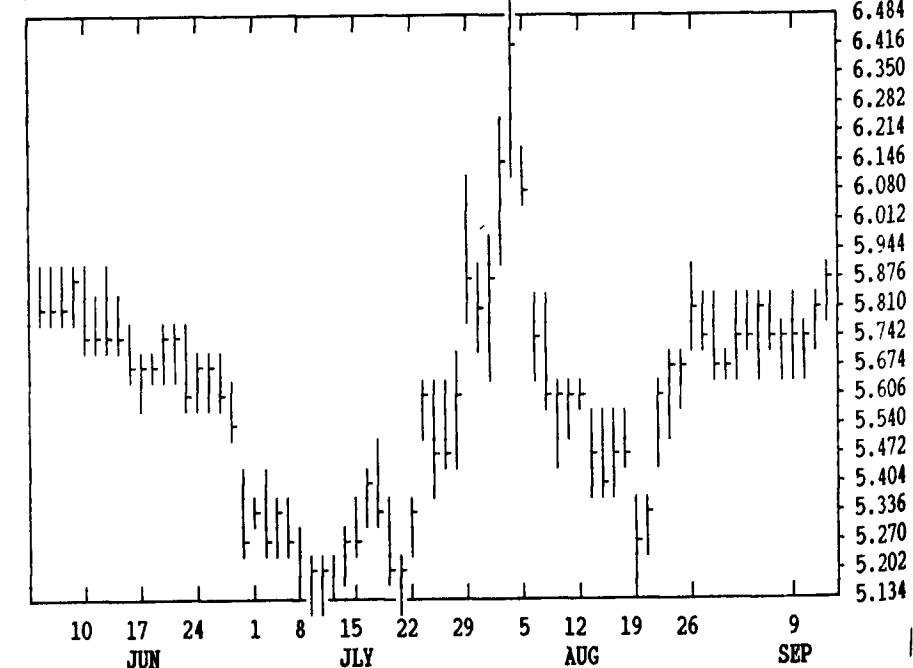
DTN LIVESTOCK 18 OCTOBER LIVE CATTLE CONTRACT HIGH: 76.90 LOW: 68.62



DTN GRAINS 23 OCTOBER SOY MEAL CONTRACT HIGH: 195.0 LOW: 159.9



DTN GRAINS 21 SEPT SOYBEANS CONTRACT HIGH: 6.700 LOW: 5.134



DTN FUTURES 10 09/12/91		TECHNICAL POINTS					SLOW STOCHASTIC					
PRICES ARE DECIMAL		MOVING AVERAGES			RSI'S		5 DAY		20 DAY			
CONTRACT	CLOSE	4-DAY	9-DAY	18-DAY	45-DAY	9DAY	14DAY	30DAY	%K	%D	%K	%D
WHEAT SEP	322.50	318.37	315.97	306.51	295.13	74.5	69.4	62.0	95	87	97	96
WHEAT DEC	329.50	325.12	323.97	317.42	307.36	71.4	66.5	60.0	80	65	93	92
KC SEP	321.00	316.12	314.50	308.60	296.57	73.5	68.2	61.5	97	88	97	96
KC DEC	326.75	321.81	320.28	315.17	304.34	73.4	67.9	60.9	88	78	95	95
MINN W DEC	313.50	308.94	306.31	301.62	294.65	75.0	68.6	60.3	93	83	94	91
CORN SEP	251.75	247.37	247.61	247.01	245.99	60.1	56.2	53.3	69	42	60	59
CORN DEC	255.25	251.87	252.72	251.56	250.17	57.7	55.1	53.2	55	31	63	64
CORN MAR	262.75	259.50	260.17	259.04	257.55	58.1	55.3	53.3	54	31	63	64

BEANS SEP	589.25	580.37	579.03	570.72	563.94	63.3	58.8	54.3	76	61	88	85
BEANS NOV	596.75	589.06	588.67	581.28	572.81	61.7	58.0	54.1	65	53	85	83
BEANS JAN	607.25	599.50	599.44	592.10	583.02	61.6	57.9	54.1	63	52	86	84
MEAL OCT	191.40	188.23	187.77	182.99	177.24	69.3	64.6	59.2	77	57	92	92
OIL OCT	20.72	20.46	20.35	20.19	20.15	61.3	56.8	52.6	54	63	81	70
CATTLE OCT	72.02	71.76	71.20	71.28	72.47	57.7	52.9	47.7	70	75	72	62
CATTLE DEC	74.92	74.76	74.24	74.11	74.57	61.5	56.6	51.3	78	83	87	79
FEEDER SEP	85.27	85.31	84.86	84.89	85.43	54.6	52.3	49.4	73	83	80	76
HOGS OCT	45.40	45.35	44.85	44.64	44.19	67.1	61.5	53.4	86	90	95	86
HOGS DEC	44.75	44.90	44.52	44.20	43.87	60.6	58.0	51.4	70	80	91	89
BELLY FEB	49.77	49.41	48.39	47.55	47.88	63.0	58.5	51.3	76	82	91	82

CORN				CHICAGO WHEAT				K.C. WHEAT						
SEP	HIGH	LOW	LAST	CHG	SEP	HIGH	LOW	LAST	CHG	SEP	HIGH	LOW	LAST	CHG
SEP	2534	2490	2516*	+36	SEP	3234	3210	3224*	+36	SEP	3210	3180	3210*	+44
DEC	2566	2536	2552*	+30	DEC	3306	3260	3294*	+34	DEC	3280	3232	3266*	+46
MAR	2636	2604	2626*	+32	MAR	3332	3290	3322*	+44	MAR	3290	3250	3274*	+34
MAY	2680	2652	2666*	+24	MAY	3264	3220	3264*	+54	MAY	3214	3194	3214*	+40
JULY	2692	2670	2684*	+26	JULY	3122	3094	3110*	+20	JULY	3104	3090	3104*	+30
SEP	2552	2536	2544*	+16	SEP	3180	3160	3164*	+40	MINN WHEAT				
DEC	2516	2494	2506*	+14	OATS				SEP	3100	3090	3090*	+24	
MAR					SEP	1222	1214	1214*	+12	DEC	3150	3112	3134*	+30
MAY					DEC	1340	1314	1316*	+4	MAR	3226	3202	3214*	+22
SOYBEANS				MAR	1410	1396	1396*	+10	MAY	3220	3220	3220*	+34	
SEP	5904	5854	5892*	+64	MAY	1460	1446	1446*	+12	JULY	3170*		+30	
NOV	5994	5930	5966*	+56	SOYBEAN MEAL				SOYBEAN OIL					
JAN	6094	6034	6072*	+62	SEP	1940	1917	1938*	+23	SEP	2100	2037	2068*	+27
MAR	6200	6140	6166*	+56	OCT	1917	1893	1914*	+24	OCT	2115	2043	2072*	+29
MAY	6254	6200	6240*	+66	DEC	1895	1876	1892*	+21	DEC	2150	2078	2102*	+24
JULY	6296	6240	6274*	+60	JAN	1880	1865	1873*	+17	JAN	2160	2100	2122*	+25
AUG	6254	6190	6220*	+66	MAR	1863	1848	1855*	+14	MAR	2205	2135	2151*	+22
SEP	6020	5980	5980*	+34	MAY	1832	1820	1830*	+14	MAY	2215	2165	2175*	+23
NOV	5934	5900	5926*	+44	JULY	1825	1811	1820*	+13	JULY	2245	2210	2212*	+40
JAN					AUG	1815	1810	1810*	+15	AUG	2225	2215	2220*	+48

LIVE CATTLE				FEEDER CATTLE				LIVE HOGS						
OCT	HIGH	LOW	LAST	CHG	OCT	HIGH	LOW	LAST	CHG	OCT	HIGH	LOW	LAST	CHG
OCT	7225	7095	7202*	+62	SEP	8535	8437	8527*	+45	OCT	4575	4485	4540*	0
DEC	7510	7405	7492*	+35	SEP	8390	8295	8380*	+35	DEC	4525	4455	4475*	-22
FEB	7320	7242	7297*	+30	NOV	8372	8285	8355*	+32	FEB	4455	4390	4412*	-10
APR	7367	7300	7350*	+35	JAN	8335	8267	8322*	+25	APR	4285	4235	4250*	-17
JUN	7130	7082	7122*	+17	MAR	8205	8160	8200*	+25	JUN	4690	4667	4667*	-7
AUG	6965	6940	6940*	+10	APR	8172	8125	8170*	+25	JULY	4702	4685	4692*	-2
OCT	7017	6980	6980*	-37	MAY	8075	8040	8060*	+10	AUG	4535	4530	4535*	+10
DEC					AUG	8070	8070	8070*	0	OCT	4125	4125	4125*	

SWISS FRANC				EURODOLLAR				PORK BELLIES						
SEP	HIGH	LOW	LAST	CHG	SEP	HIGH	LOW	LAST	CHG	FEB	HIGH	LOW	LAST	CHG
SEP	6808	6748	6790*	+48	SEP	9446	9437	9443*	+5	FEB	4990	4915	4977*	+80
DEC	6765	6704	6747*	+48	DEC	9423	9413	9421*	+6	MAR	4965	4910	4952*	+67
MAR	6732	6705	6714*	+47	MAR	9422	9413	9419*	+6	MAY	5080	5010	5065*	+82
BRITISH POUND				JUN	9393	9384	9390*	+6	JULY	5070	5035	5070*	+45	
SEP	17406	17280	17372*	+102	SEP	9353	9344	9351*	+5	AUG	4800	4800	4800*	+50
DEC	17214	17102	17184*	+98	DEC	9297	9288	9296*	+5	FEB				
MAR	17060	16950	17026*	+96	S&P 500 INDEX				W. GERMAN MARK					
JAPANESE YEN				SEP	38785	38585	38770*	+300	SEP	5965	5913	5951*	+50	
SEP	7481	7430	7475*	+68	DEC	39060	38850	39040*	+300	DEC	5912	5858	5898*	+50
DEC	7464	7409	7456*	+71	MAR	39320	39300	39300*	+290	MAR	5860	5825	5848*	+50
MAR	7448	7420	7448*	+72	JUN	39680	39640	39640*	+310	JUN	5804	5754	5804*	+50