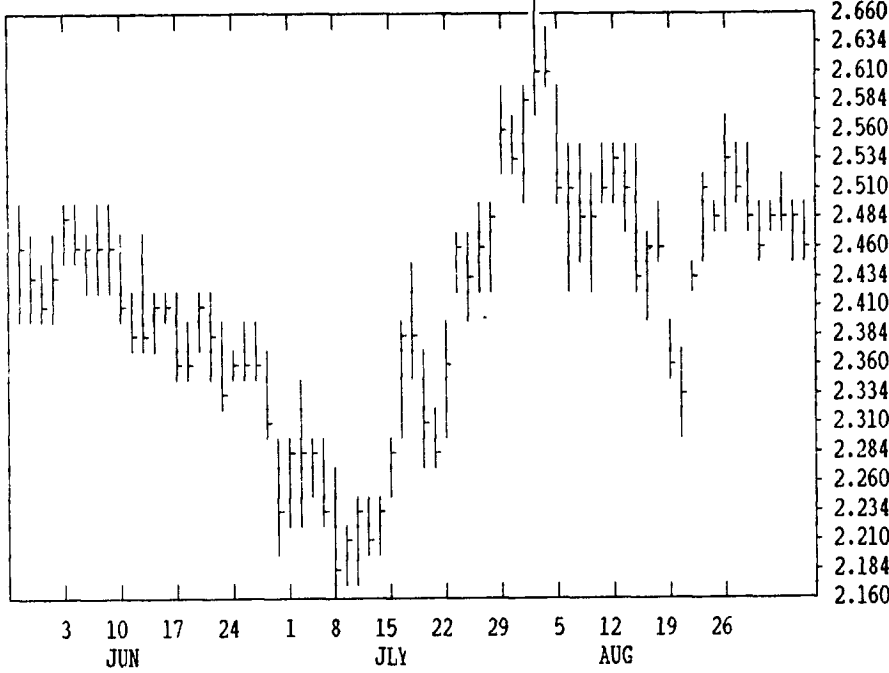


GRAIN, CATTLE AND HOG FUTURES MARKETS

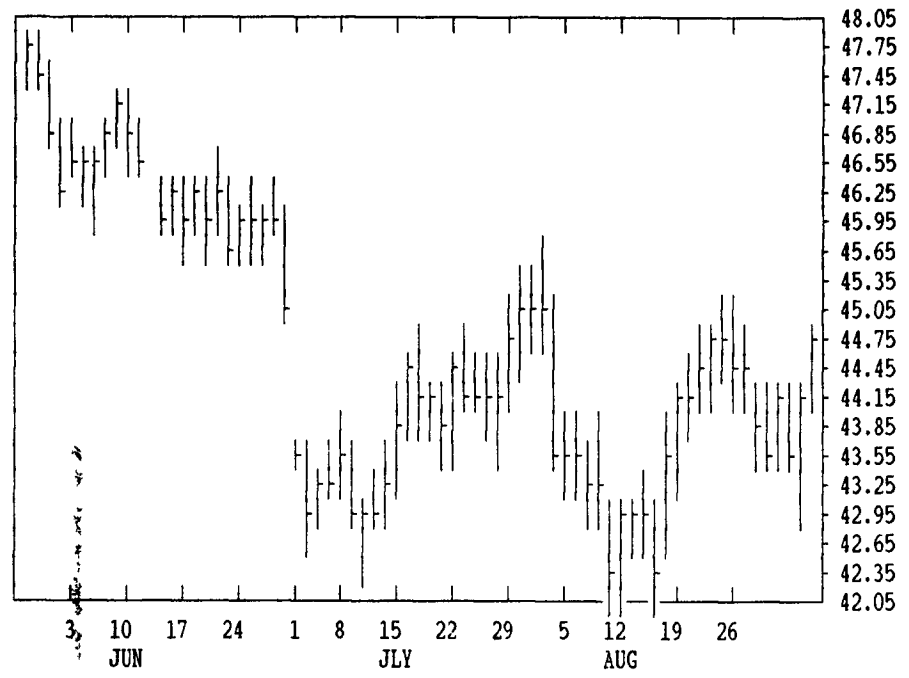
From DTN farmer satellite daily update. Service phone: (717) 731-1520

(Closing bids: Thursday, September 5)

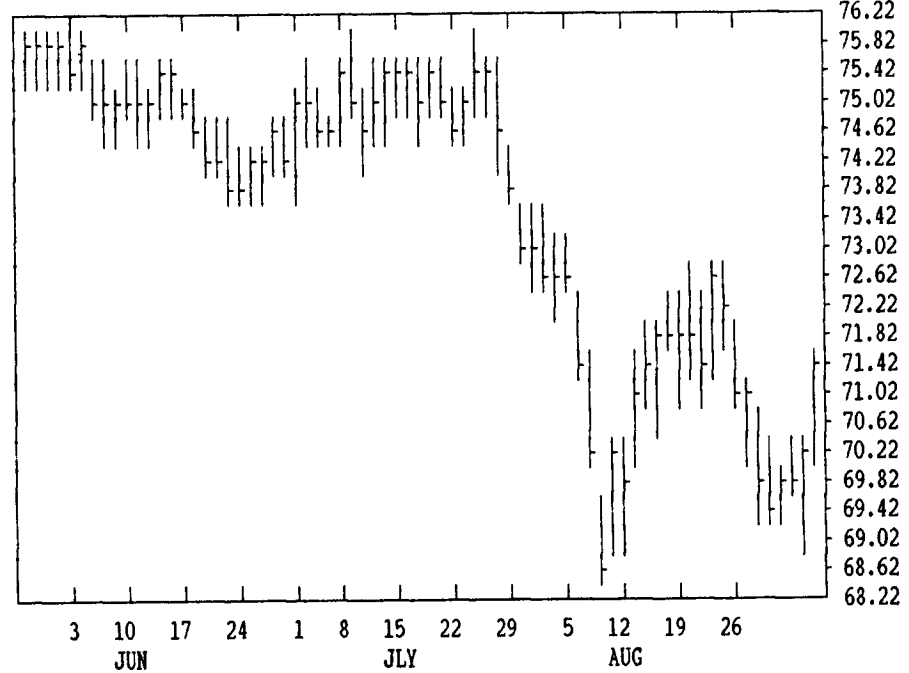
DTN GRAINS 17 SEPTEMBER CORN CONTRACT HIGH: 2.874 LOW: 2.184



DTN LIVESTOCK 17 OCTOBER HOGS CONTRACT HIGH: 49.55 LOW: 42.05



DTN LIVESTOCK 18 OCTOBER LIVE CATTLE CONTRACT HIGH: 76.90 LOW: 68.62



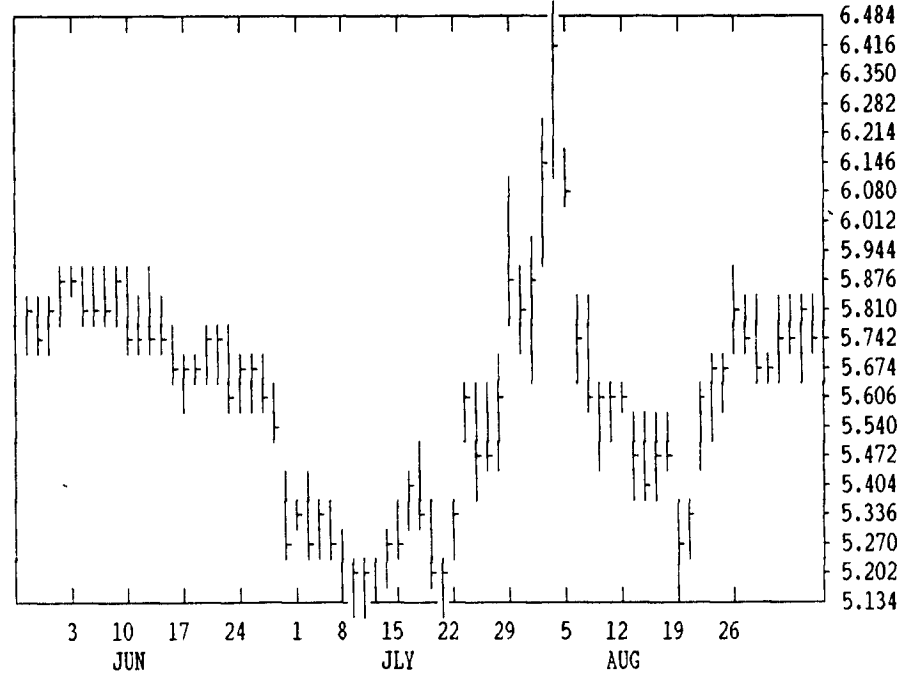
DTN FUTURES	10 09/05/91	TECHNICAL POINTS				SLOW STOCHASTIC						
PRICES ARE DECIMAL		MOVING AVERAGES		RSI'S		5 DAY		20 DAY				
CONTRACT	CLOSE	4-DAY	9-DAY	18-DAY	45-DAY	9DAY	14DAY	30DAY	%K	%D	%K	%D
WHEAT	SEP 316.50	314.31	308.36	301.33	289.54	71.8	67.1	60.5	95	90	96	91
WHEAT	DEC 323.50	323.37	319.94	313.99	302.46	64.1	62.0	57.9	83	78	92	88
KC	SEP 313.75	313.31	311.22	304.46	291.31	64.3	62.5	58.8	90	76	93	90
KC	DEC 320.00	319.25	317.33	311.72	299.39	64.7	62.5	58.4	83	68	92	89
MINN W	DEC 303.25	304.56	302.75	298.62	291.01	58.4	57.9	54.9	71	65	88	85
CORN	SEP 247.25	248.50	249.64	247.42	243.39	48.1	50.0	50.8	29	25	61	58
CORN	DEC 252.75	254.00	254.61	251.78	247.12	50.0	51.4	51.8	35	29	64	59
CORN	MAR 260.25	261.31	261.89	259.24	254.57	50.3	51.6	52.5	39	32	65	60

BEANS	SEP 575.50	578.75	575.47	562.87	557.74	54.1	53.4	51.7	66	61	67	52
BEANS	NOV 586.00	589.19	587.03	573.57	566.05	54.2	53.7	52.0	57	53	69	56
BEANS	JAN 597.50	600.19	598.00	584.31	576.19	54.7	54.1	52.3	61	55	70	57
MEAL	OCT 186.10	187.90	185.47	179.15	174.40	60.7	59.2	56.4	79	86	89	77
OIL	OCT 20.24	20.20	20.19	20.01	19.96	52.0	51.1	50.0	53	42	44	37
CATTLE	OCT 71.50	70.41	70.64	71.12	72.81	54.9	49.5	45.2	69	41	37	36
CATTLE	DEC 74.35	73.57	73.66	73.84	74.65	57.6	52.7	48.6	66	47	60	56
FEEDER	SEP 85.12	84.24	84.66	84.29	85.70	56.4	52.3	48.9	54	34	63	64
HOGS	OCT 44.80	44.23	44.31	43.99	43.96	60.4	56.6	50.5	70	47	65	61
HOGS	DEC 44.85	44.01	43.96	43.59	43.72	68.5	61.7	52.2	70	49	71	60
BELLY	FEB 47.72	47.18	47.52	46.68	47.57	54.1	51.3	46.8	39	42	62	57

CORN				CHICAGO WHEAT				K.C. WHEAT							
SEP	DEC	MAR	MAY	SEP	DEC	MAR	MAY	SEP	DEC	MAR	MAY	SEP	DEC	MAR	MAY
2484	2540	2614	2662	3170	3252	3280	3230	3140	3200	3224	3164	3120	3172	3200	3224
2470	2524	2600	2650	3126	3214	3250	3194	3120	3172	3204	3164	3154	3132	3134	3154
2472*	2526*	2602*	2650*	3164*	3234*	3264*	3210*	3136*	3172	3204	3164*	3154	3134*	3134*	3154*
-14	-14	-12	-12	+10	-16	-20	-10	-2	+2	+2	-4	-4	-14	-14	0
2672*	2672*	2672*	2672*	3074	3080*	3080*	3080*	3094	3074	3084*	3084*	3084*	3084*	3084*	3084*
+2	+2	+2	+2	0	0	0	0	0	0	0	0	0	0	0	0
2520	2492	2500*	2500*	1222	1306	1380	1404	2980	2960	2962*	3050	3030	3032*	3134*	3134*
+6	+6	+6	+6	-24	-20	-16	-14	-16	-20	-20	-14	-14	-14	-14	-14
5800	5924	6030	6136	1404	1404	1404*	1404*	3150	3132	3134*	3154*	3134*	3134*	3134*	3134*
5750	5850	5960	6070	1404	1404	1404*	1404*	3154*	3134*	3134*	3154*	3134*	3134*	3134*	3134*
-80	-72	-64	-66	1404*	1404*	1404*	1404*	0	0	0	0	0	0	0	0
5974*	5974*	5974*	5974*	1884*	1884*	1884*	1884*	2032	2010	2021*	2032	2010	2021*	2032	2010
-64	-66	-66	-66	-24	-28	-28	-28	+5	+5	+5	+5	+5	+5	+5	+5
6154*	6154*	6154*	6154*	1853*	1853*	1853*	1853*	2045	2015	2024*	2045	2015	2024*	2045	2015
-56	-56	-56	-56	-19	-19	-19	-19	+8	+8	+8	+8	+8	+8	+8	+8
6204*	6204*	6204*	6204*	1843*	1843*	1843*	1843*	2080	2052	2064*	2080	2052	2064*	2080	2052
-44	-44	-44	-44	-24	-24	-24	-24	+10	+10	+10	+10	+10	+10	+10	+10
6154*	6154*	6154*	6154*	1831*	1831*	1831*	1831*	2095	2075	2085*	2095	2075	2085*	2095	2075
-44	-44	-44	-44	-21	-21	-21	-21	+10	+10	+10	+10	+10	+10	+10	+10
5900*	5900*	5900*	5900*	1817*	1817*	1817*	1817*	2130	2108	2120*	2130	2108	2120*	2130	2108
-10	-10	-10	-10	-15	-15	-15	-15	+8	+8	+8	+8	+8	+8	+8	+8
5866*	5866*	5866*	5866*	1825*	1825*	1825*	1825*	2158	2140	2140*	2158	2140	2140*	2158	2140
-26	-26	-26	-26	-10	-10	-10	-10	+5	+5	+5	+5	+5	+5	+5	+5
1830	1830	1830	1830	1825*	1825*	1825*	1825*	2180	2160	2160*	2180	2160	2160*	2180	2160
-2	-2	-2	-2	-2	-2	-2	-2	+5	+5	+5	+5	+5	+5	+5	+5
2165	2165	2165	2165	2162*	2162*	2162*	2162*	2165	2160	2162*	2165	2160	2162*	2165	2160
+2	+2	+2	+2	+2	+2	+2	+2	+2	+2	+2	+2	+2	+2	+2	+2

LIVE CATTLE				FEEDER CATTLE				LIVE HOGS							
SEP	DEC	MAR	MAY	SEP	DEC	MAR	MAY	SEP	DEC	MAR	MAY	SEP	DEC	MAR	MAY
7162	7482	7295	7365	8535	8430	8402	8382	4492	4495	4437	4265	4480*	4485*	4415*	4237*
7027	7360	7205	7295	8400	8310	8280	8270	4425	4400	4370	4205	4480*	4485*	4415*	4237*
7150*+137	7435*+97	7245*+52	7327*+47	8512*+122	8395*+107	8367*+112	8320*+87	4480*	4485*	4415*	4237*	4480*	4485*	4415*	4237*
+137	+97	+52	+47	+122	+107	+112	+87	+55	+97	+52	+32	+55	+97	+52	+32
7145	7000	6950	6950*	8270	8210	8190	8222*	4680	4650	4655*	4685	4650	4665*	4655*	4655*
+42	+10	+10	+10	+77	+70	+70	+70	4655*	4655*	4655*	4655*	4655*	4655*	4655*	4655*
7120*	6950*	6950*	6950*	8190	8165	8187*	8187*	4655*	4655*	4655*	4655*	4655*	4655*	4655*	4655*
+42	+10	+10	+10	+77	+70	+70	+70	+40	+40	+40	+40	+40	+40	+40	+40
8080	8080	8080	8080	8085*	8085*	8085*	8085*	4500	4495	4500*	4050	4495	4500*	4062b	4062b
+25	+25	+25	+25	+60	+60	+60	+60	+30	+30	+30	4062b	4062b	4062b	4062b	4062b
8080	8080	8080	8080	8085*	8085*	8085*	8085*	4050	4062b	4062b	4062b	4062b	4062b	4062b	4062b
+25	+25	+25	+25	+60	+60	+60	+60	+30	+30	+30	+30	+30	+30	+30	+30

DTN GRAINS 21 SEPT SOYBEANS CONTRACT HIGH: 6.700 LOW: 5.134



DTN GRAINS 23 OCTOBER SOY MEAL CONTRACT HIGH: 195.0 LOW: 159.9

