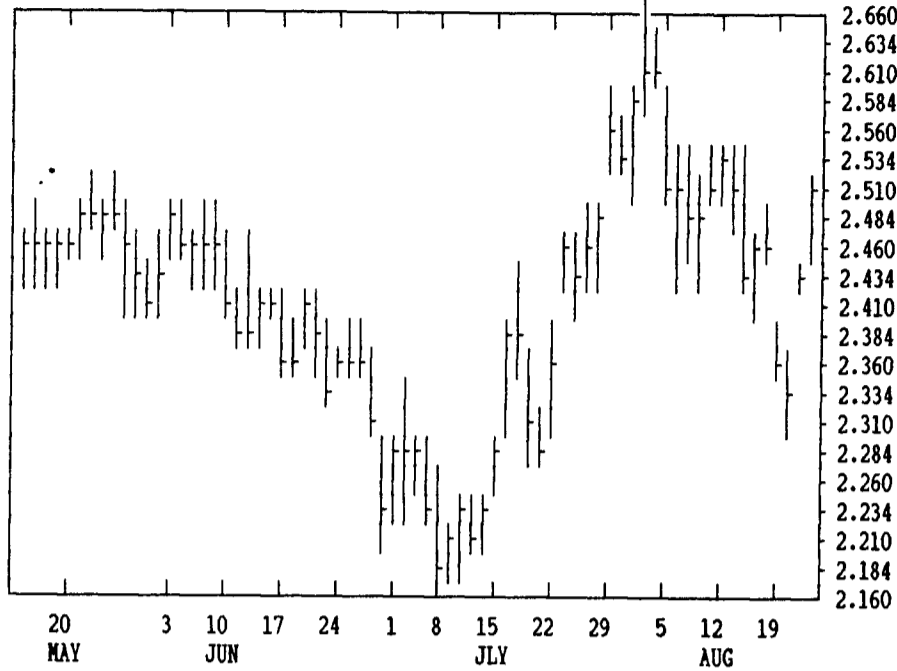


GRAIN, CATTLE AND HOG FUTURES MARKETS

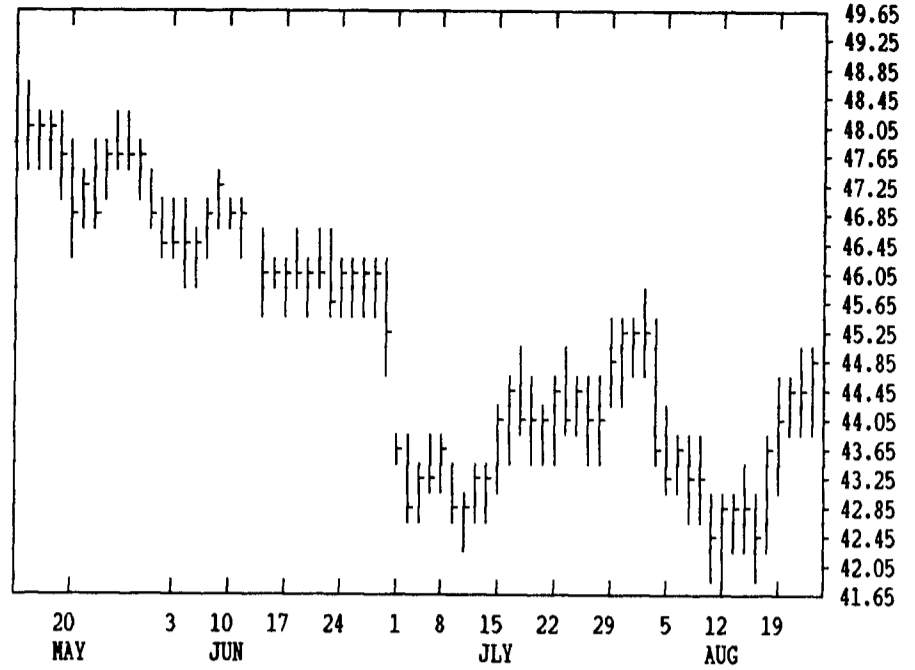
From DTN farmer satellite daily update. Service phone: (717) 731-1520

(Closing bids: Thursday, August 22)

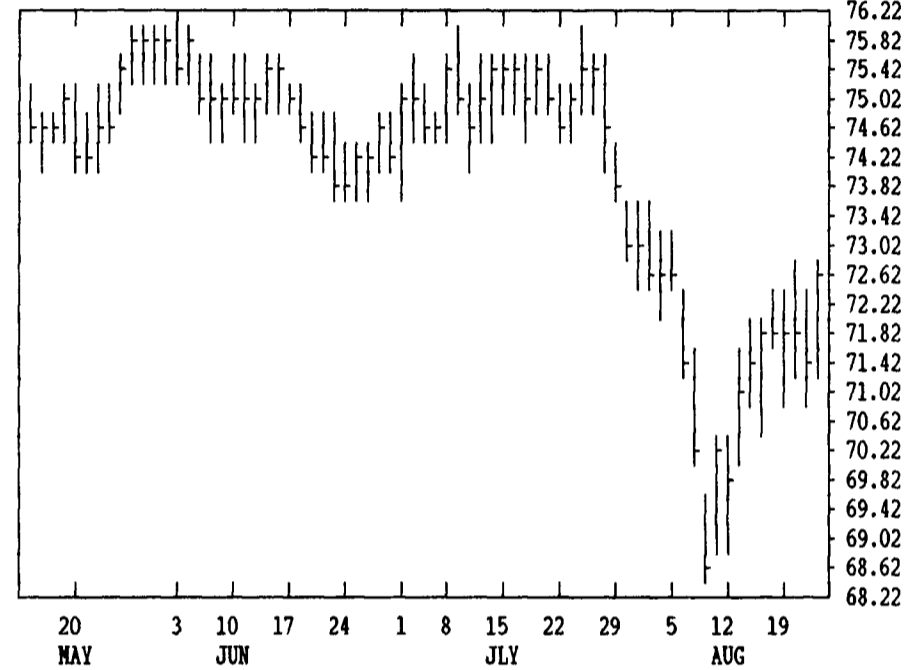
DTN GRAINS 17 SEPTEMBER CORN CONTRACT HIGH: 2.874 LOW: 2.184



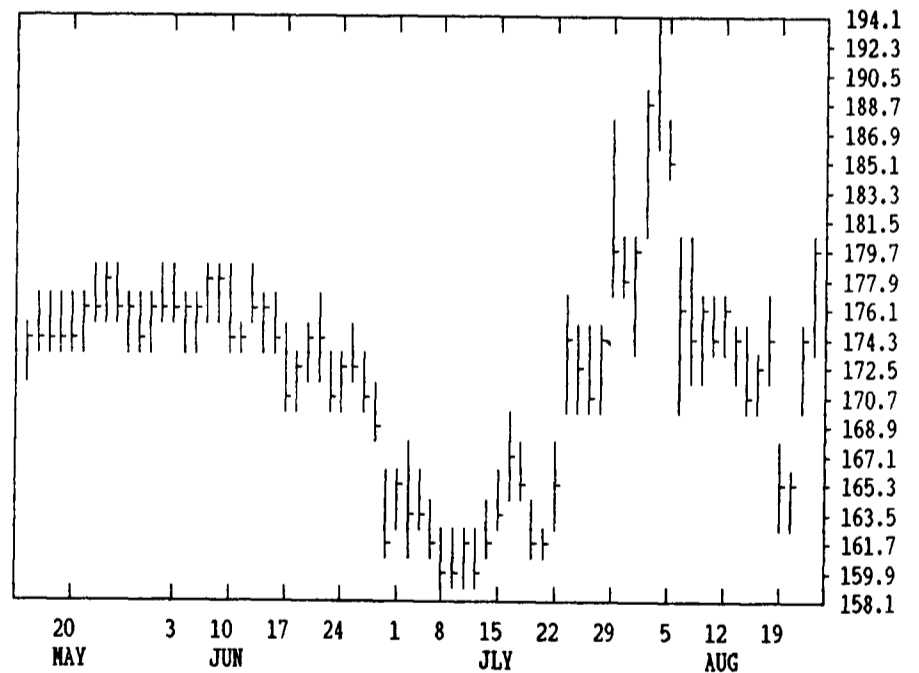
DTN LIVESTOCK 17 OCTOBER HOGS CONTRACT HIGH: 49.55 LOW: 42.05



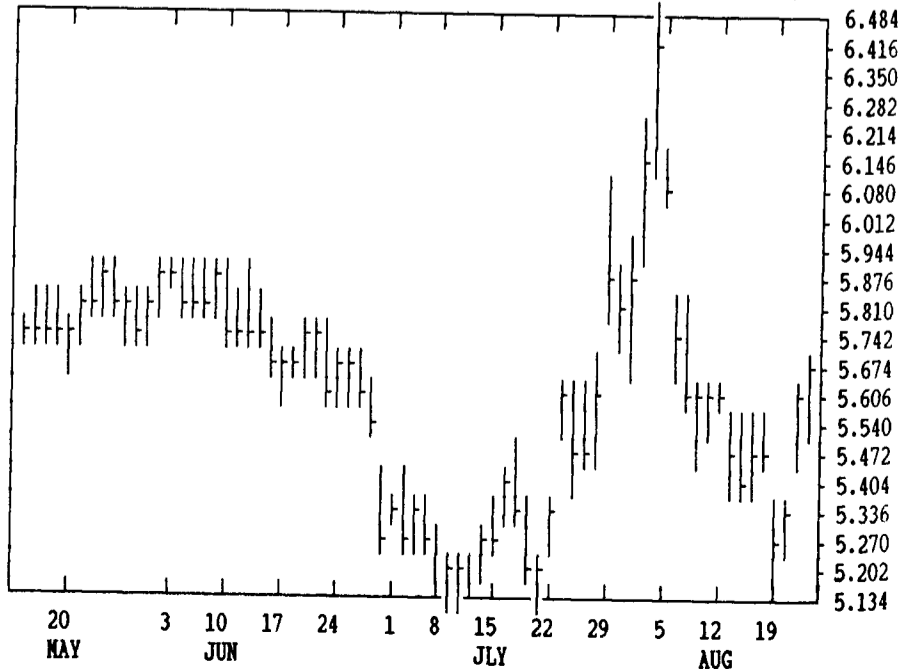
DTN LIVESTOCK 18 OCTOBER LIVE CATTLE CONTRACT HIGH: 76.90 LOW: 68.62



DTN GRAINS 23 OCTOBER SOY MEAL CONTRACT HIGH: 195.0 LOW: 159.9



DTN GRAINS 21 SEPT SOYBEANS CONTRACT HIGH: 6.700 LOW: 5.134



CORN				CHICAGO WHEAT				K.C. WHEAT						
	HIGH	LOW	LAST CHG		HIGH	LOW	LAST CHG		HIGH	LOW	LAST CHG			
SEP	2510	2456	2504*	+70	SEP	3004	2944	2992*	+30	SEP	3060	3010	3044*	+32
DEC	2550	2494	2544*	+76	DEC	3144	3080	3142*	+44	DEC	3136	3090	3130*	+24
MAR	2626	2564	2624*	+74	MAR	3204	3144	3192*	+32	MAR	3180	3140	3170*	-20
MAY	2670	2622	2666*	+60	MAY	3164	3110	3150*	+10	MAY	3120	3090	3120*	+10
JLY	2700	2650	2696*	+50	JLY	3054	3000	3036*	+4	JLY	3040	3000	3032*	-52
SEP	2594	2564	2574*	-4	SEP	3120	3114	3114*	+4	MINN WHEAT				
DEC	2560	2524	2540*	-24	OATS			SEP	2864	2820	2864*	+26		
MAR					SEP	1274	1234	1260*	-10	DEC	3004	2966	2994*	+14
MAY					DEC	1354	1320	1344*	-4	MAR	3114	3080	3102*	+12
SOYBEANS				MAR	1432	1396	1416*	-6	MAY	3140	3140	3140*	+50	
SEP	5724	5580	5712*	+90	MAY	1474	1444	1464*	-4	JLY			3110*	+60
NOV	5850	5682	5834*	+112	SOYBEAN MEAL				SOYBEAN OIL					
JAN	5970	5794	5960*	+134	SEP	1817	1760	1813*	+48	SEP	2036	1970	2007*	-7
MAR	6064	5904	6064*	+120	OCT	1810	1740	1801*	+52	OCT	2050	1990	2022*	-5
MAY	6144	5994	6144*	+130	DEC	1808	1753	1806*	+45	DEC	2091	2025	2073*	+11
JLY	6200	6050	6194*	+120	JAN	1808	1765	1806*	+35	JAN	2105	2050	2088*	+9
AUG	6074	6074	6074*	0	MAR	1805	1775	1805*	+14	MAR	2145	2075	2121*	+10
SEP	5950	5950	5950*	0	MAY	1810	1775	1802*	-7	MAY	2160	2125	2136*	+1
NOV	6020	5944	6006*	0	JLY	1810	1780	1800*	-15	JLY	2190	2150	2157*	-5
JAN					AUG	1820	1800	1802*	-13	AUG	2165	2160	2162*	0

LIVE CATTLE				FEEDER CATTLE				LIVE HOGS						
	HIGH	LOW	LAST CHG		HIGH	LOW	LAST CHG		HIGH	LOW	LAST CHG			
AUG	7075	6957	7065*	+105	AUG	8740	8620	8730*	+90	AUG	5170	5090	5160*	0
OCT	7280	7132	7265*	+102	SEP	8562	8425	8525*	+90	OCT	4485	4425	4477*	+12
DEC	7495	7377	7472*	+72	OCT	8492	8360	8487*	+102	DEC	4430	4352	4420*	+37
FEB	7340	7265	7335*	+40	NOV	8485	8355	8450*	+65	FEB	4355	4290	4342*	+35
APR	7395	7320	7375*	+47	JAN	8480	8355	8435*	+47	APR	4210	4170	4207*	+30
JUN	7185	7100	7180*	+45	MAR	8340	8260	8320*	+55	JUN	4620	4600	4615*	+25
AUG	7000	6992	6992*	+2	APR	8295	8235	8275*	+37	JLY	4615	4615	4615*	+25
OCT					MAY	8220	8150	8180*	+40	AUG	4455	4455	4455*	0

SWISS FRANC			EURODOLLAR			PORK BELLIES								
	HIGH	LOW	LAST CHG		HIGH	LOW	LAST CHG		HIGH	LOW	LAST CHG			
SEP	6645	6575	6613*	+5	SEP	9435	9431	9433*	0	AUG	3930	3720	3930*	+200
DEC	6606	6538	6578*	+6	DEC	9409	9404	9406*	0	FEB	4695	4460	4695*	+200
MAR	6575	6520	6553*	+7	MAR	9414	9409	9411*	+1	MAR	4642	4405	4642*	+200
BRITISH POUND			JUN	9381	9376	9378*	+1	MAY	4742	4510	4742*	+200		
SEP	16940	16780	16872*	+14	SEP	9339	9334	9336*	+1	JLY	4690	4490	4690*	+200
DEC	16742	16590	16672*	+14	DEC	9288	9283	9284*	0	AUG	4455	4455	4455*	+200
MAR	16570	16430	16504*	+12	S&P 500 INDEX			W. GERMAN MARK						
JAPANESE YEN			SEP	39370	39080	39235*	+10	SEP	5788	5726	5769*	+30		
SEP	7326	7304	7312*	-12	DEC	39630	39350	39505*	+10	DEC	5735	5674	5718*	+30
DEC	7299	7278	7286*	-12	MAR	39930	39660	39785*	+10	MAR	5680	5634	5671*	+30
MAR	7280	7270	7274*	-12	JUN	40200	39970	40100*	+50	JUN	5629	5599	5629*	+30

DTN FUTURES	10 08/22/91	TECHNICAL POINTS					SLOW STOCHASTIC						
		CONTRACT	CLOSE	4-DAY	9-DAY	18-DAY	45-DAY	9DAY	14DAY	30DAY	%K	%D	%K
WHEAT	SEP	299.25	288.87	294.31	294.14	284.08	58.1	57.0	54.2	55	32	49	62
WHEAT	DEC	314.25	302.94	308.03	307.68	297.27	59.4	58.1	54.9	58	34	51	64
KC	SEP	304.50	294.12	297.69	296.36	285.47	61.4	59.9	56.3	64	49	63	73
KC	DEC	313.00	302.87	306.11	305.08	294.12	61.9	60.1	56.3	70	53	67	73
MINN W	DEC	299.50	291.50	294.50	295.56	288.26	59.2	57.3	53.5	66	49	61	65
CORN	SEP	250.50	241.25	245.19	249.83	240.24	55.8	54.5	52.7	54	31	29	36
CORN	DEC	254.50	244.50	248.94	254.19	243.44	55.8	54.6	53.0	53	28	27	35
CORN	MAR	262.50	252.37	256.58	261.35	250.98	56.6	55.2	53.9	55	28	28	37
BEANS	SEP	571.25	549.37	550.28	569.51	553.79	56.7	53.9	51.2	79	56	22	20
BEANS	NOV	583.50	559.62	560.11	578.93	561.04	58.0	55.0	52.0	80	56	25	24
BEANS	JAN	596.00	570.37	570.61	589.07	571.02	58.9	55.7	52.4	80	55	25	24
MEAL	OCT	180.10	171.57	172.83	176.92	171.28	59.0	56.4	53.7	69	44	26	27
OIL	OCT	20.22	19.83	19.83	20.61	19.85	51.5	50.8	49.7	81	67	25	23
CATTLE	OCT	72.65	72.02	71.60	71.64	73.59	57.4	51.2	46.6	66	67	47	42
CATTLE	DEC	74.72	74.30	74.02	73.92	75.04	57.5	52.5	48.7	75	76	56	52
FEDER	SEP	85.25	84.84	83.93	83.99	86.13	56.8	51.8	48.4	74	78	51	42
HOGS	OCT	44.77	44.52	43.68	43.82	44.18	64.1	57.7	50.0	90	92	62	42
HOGS	DEC	44.20	43.84	43.23	43.52	44.08	62.8	55.5	47.8	88	86	48	33
BELLY	FEB	46.95	45.36	45.83	47.32	48.12	51.9	48.0	44.0	58	41	19	13