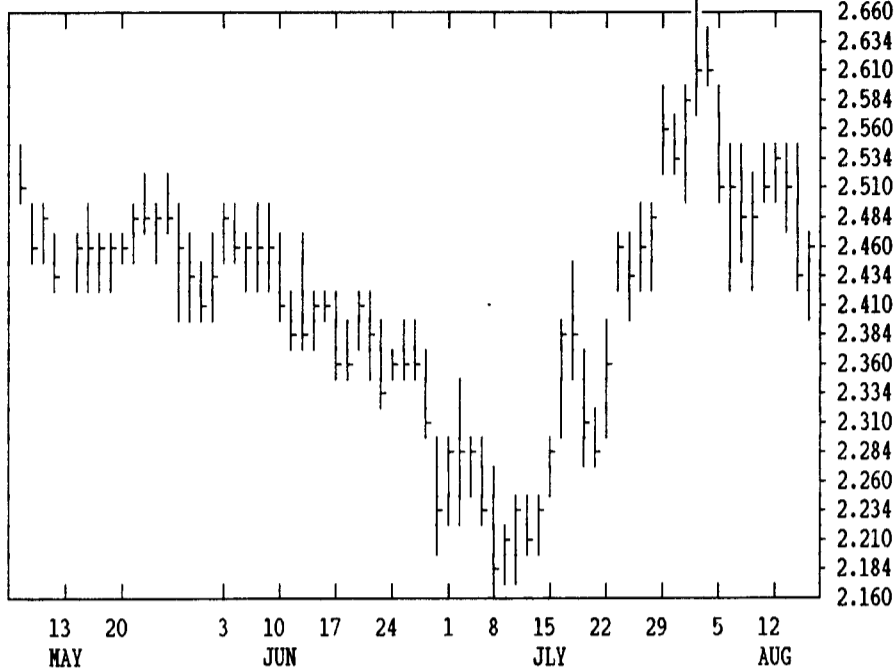


GRAIN, CATTLE AND HOG FUTURES MARKETS

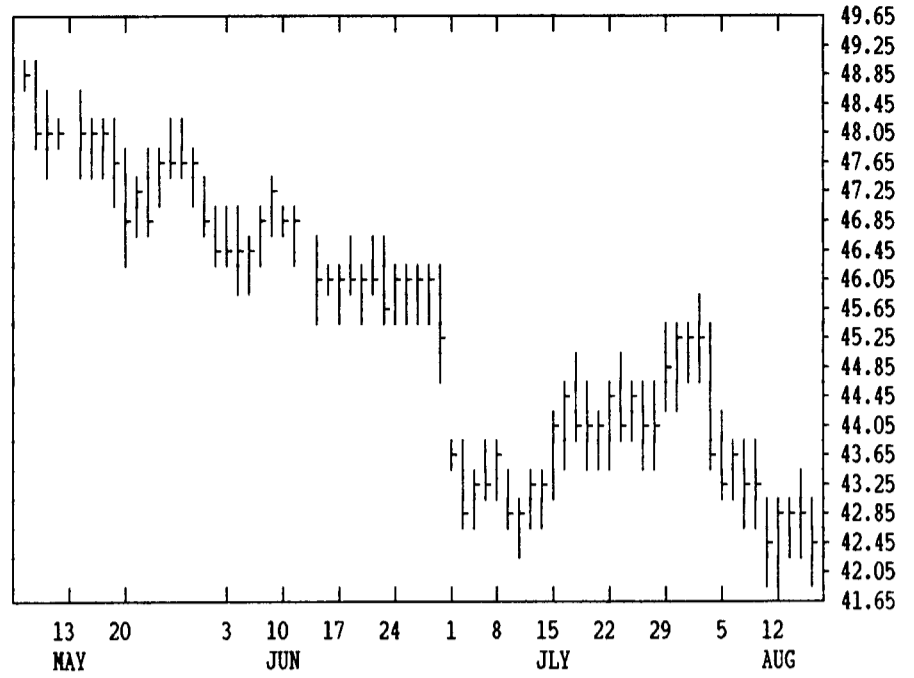
From DTN farmer satellite daily update. Service phone: (717) 731-1520

(Closing bids: Thursday, August 15)

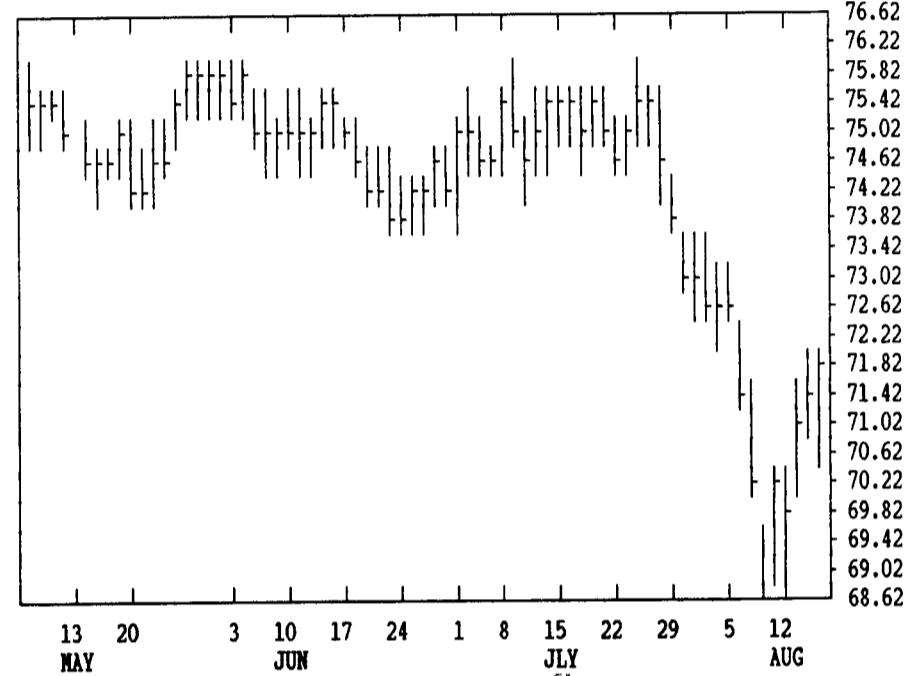
DTN GRAINS 17 SEPTEMBER CORN CONTRACT HIGH: 2.874 LOW: 2.184



DTN LIVESTOCK 17 OCTOBER HOGS CONTRACT HIGH: 49.55 LOW: 42.05



DTN LIVESTOCK 18 OCTOBER LIVE CATTLE CONTRACT HIGH: 76.90 LOW: 68.62



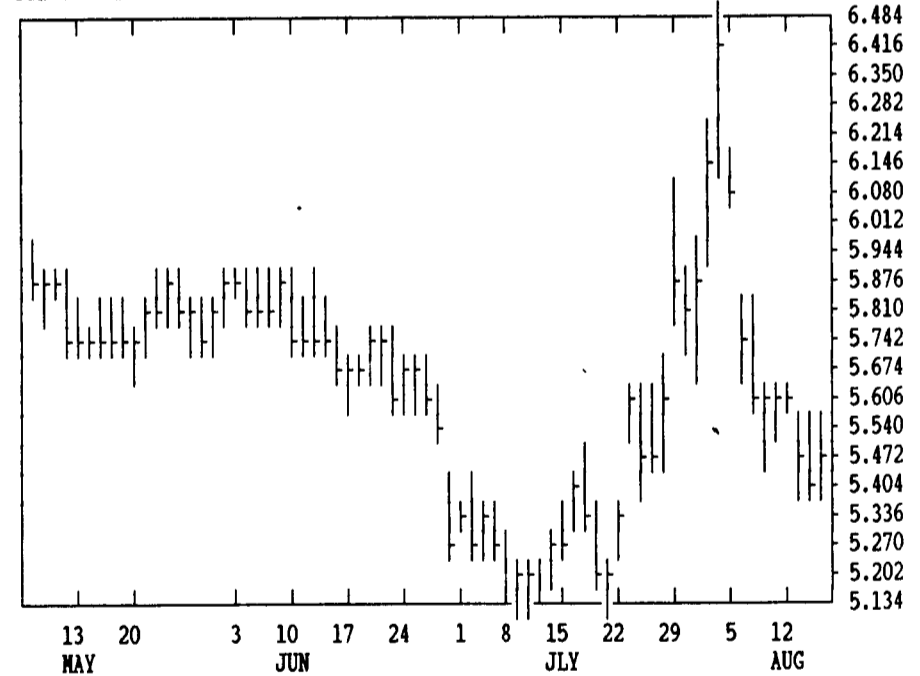
DTN FUTURES 10 08/15/91		TECHNICAL POINTS					SLOW STOCHASTIC					
PRICES ARE DECIMAL		MOVING AVERAGES					RSI'S					
CONTRACT	CLOSE	4-DAY	9-DAY	18-DAY	45-DAY	9DAY	14DAY	30DAY	%K	%D	%K	%D
WHEAT SEP	299.50	298.81	295.75	293.21	285.13	63.6	61.3	55.9	62	78	87	85
WHEAT DEC	312.50	312.12	309.06	306.67	297.93	62.7	60.9	55.9	62	78	87	84
KC SEP	303.00	300.37	296.44	294.64	285.34	67.0	63.8	57.7	72	82	88	82
KC DEC	310.25	308.62	305.28	303.22	294.07	64.8	62.3	56.8	68	81	87	82
MINN W DEC	296.50	297.19	296.31	294.97	288.84	56.1	56.0	52.5	45	66	80	79
CORN SEP	246.50	248.56	249.81	251.56	239.89	46.6	50.1	50.9	36	51	55	62
CORN DEC	250.25	253.13	254.36	256.40	242.84	46.0	49.9	51.3	37	55	56	62
CORN MAR	258.50	260.69	261.44	263.47	250.38	47.5	50.9	52.4	40	56	58	63

BEANS SEP	552.25	551.44	563.81	573.56	556.33	44.0	46.5	47.5	24	21	27	33
BEANS NOV	561.50	560.87	572.86	582.51	563.18	44.2	46.7	47.8	22	19	32	38
BEANS JAN	572.00	571.12	583.25	592.26	573.13	44.3	46.9	47.8	22	17	32	38
MEAL OCT	173.60	173.80	175.88	177.63	171.55	46.7	48.9	49.8	24	30	38	42
OIL OCT	19.78	19.86	20.44	20.72	19.88	41.8	45.5	47.3	15	12	29	39
CATTLE OCT	71.82	71.08	70.84	72.43	73.93	48.0	44.0	42.5	90	68	31	17
CATTLE DEC	74.25	73.68	73.29	74.47	75.24	51.5	47.7	45.9	94	77	42	25
FEEDER SEP	83.82	83.03	82.95	84.77	86.44	46.2	43.2	43.4	92	64	25	13
HOGS OCT	42.45	42.84	43.05	43.83	44.38	31.6	34.3	37.2	46	44	18	18
HOGS DEC	42.37	42.63	42.85	43.65	44.42	31.0	33.2	35.8	47	41	15	12
BELLY FEB	44.27	46.39	46.95	48.22	49.00	26.2	31.0	35.6	11	31	10	17

CORN				CHICAGO WHEAT				K.C. WHEAT						
HIGH	LOW	LAST	CHG	HIGH	LOW	LAST	CHG	HIGH	LOW	LAST	CHG			
SEP	2466	2416	2464*	+30	SEP	3000	2934	2994*	+34	SEP	3040	2962	3030*	+52
DEC	2510	2462	2502*	+26	DEC	3126	3070	3124*	+32	DEC	3104	3040	3102*	+42
MAR	2586	2540	2584*	+30	MAR	3172	3124	3172*	+16	MAR	3140	3080	3140*	+34
MAY	2630	2590	2626*	+26	MAY	3124	3080	3124*	+30	MAY	3110	3030	3104*	+34
JULY	2656	2620	2656*	+16	JULY	3022	2990	3014*	-12	JULY	3030	2950	3030*	+42
SEP	2564	2544	2554*	-14	SEP	3082	3070	3082*	-16	MINN WHEAT				
DEC	2514	2494	2510*	-14	OATS				SEP	2836	2806	2830*	+14	
MAR					SEP	1262	1220	1250*	+26	DEC	2980	2944	2964*	+12
MAY					DEC	1334	1290	1324*	+30	MAR	3092	3060	3082*	+12
SOYBEANS					MAR	1402	1362	1394*	+26	MAY			3084*	0
AUG	5490	5394	5490**	+104	MAY	1450	1424	1444*	+24	JULY			3110*	0
SEP	5530	5414	5522**	+112	SOYBEAN MEAL				SOYBEAN OIL					
NOV	5620	5504	5614**	+112	AUG	1755	1715	1754*	+35	AUG	1955	1920	1946*	+28
JAN	5720	5620	5720**	+104	SEP	1744	1712	1743*	+32	SEP	1970	1920	1956*	+26
MAR	5830	5724	5826**	+106	OCT	1737	1705	1736*	+29	OCT	1985	1942	1978*	+29
MAY	5910	5800	5910**	+124	DEC	1750	1712	1742*	+28	DEC	2023	1977	2011*	+30
JULY	5954	5864	5954**	+110	JAN	1748	1720	1746*	+29	JAN	2040	1998	2027*	+29
AUG	5940	5930	5940**	+100	MAR	1758	1725	1753*	+25	MAR	2069	2030	2052*	+22
SEP	5860	5834	5834*	+74	MAY	1760	1730	1754*	+26	MAY	2115	2065	2082*	+25
NOV	5890	5780	5862*	+80	JULY	1760	1735	1752*	+27	JULY	2130	2085	2112*	+26

LIVE CATTLE				FEEDER CATTLE				LIVE HOGS						
HIGH	LOW	LAST	CHG	HIGH	LOW	LAST	CHG	HIGH	LOW	LAST	CHG			
AUG	6860	6762	6840*	0	AUG	8560	8490	8557*	+42	AUG	5015	4925	4935**	-140
OCT	7200	7085	7182*	+47	SEP	8400	8310	8382*	+32	OCT	4290	4205	4245*	-65
DEC	7430	7330	7425*	+35	OCT	8380	8270	8357*	+22	DEC	4270	4205	4237*	-35
FEB	7275	7202	7262*	+5	NOV	8400	8300	8370*	+15	FEB	4210	4160	4190*	-37
APR	7355	7287	7317*	-10	JAN	8370	8305	8365*	+5	APR	4135	4070	4085*	-47
JUN	7170	7102	7150*	+10	MAR	8310	8260	8295*	+5	JUN	4600	4555	4560*	-40
AUG	6965	6957	6965*	+10	APR	8260	8225	8255*	+15	JULY	4560	4555	4560*	-30
OCT					MAY	8160	8100	8160*	+20	AUG	4470	4410	4412*	-57
SWISS FRANC				EURODOLLAR				PORK BELLIES						
SEP	6529	6485	6525	+32	SEP	9431	9429	9429	+2	AUG	4200	4092	4092**	-200
DEC	6493	6456	6479b	+23	DEC	9400	9397	9397	0	FEB	4565	4427	4427**	-200
MAR	6430	6430	6430	+2	MAR	9403	9401	9402	+2	MAR	4540	4390	4390**	-200
BRITISH POUND				S&P 500 INDEX				W. GERMAN MARK						
SEP	16680	16600	16672	+34	SEP	39320	39010	39095*	-25	SEP	5711	5681	5708	+9
DEC	16470	16420	16450a	+12	DEC	39580	39280	39365*	-30	DEC	5655	5638	5655a	+7
MAR			16290b	+18	MAR	39850	39570	39645*	-25	MAR	5670	5590	5602*	-37
JAPANESE YEN				JUN				JUN						
SEP	7308	7281	7304	+27	SEP	39320	39010	39095*	-25	SEP	5711	5681	5708	+9
DEC	7278	7265	7278b	+28	DEC	39580	39280	39365*	-30	DEC	5655	5638	5655a	+7
MAR	7256	7255	7256	+18	MAR	39850	39570	39645*	-25	MAR	5670	5590	5602*	-37
					JUN	40150	39890	39935*	-35	JUN	5598	5561	5561*	-37

DTN GRAINS 21 SEPT SOYBEANS CONTRACT HIGH: 6.700 LOW: 5.134



DTN GRAINS 23 OCTOBER SOY MEAL CONTRACT HIGH: 195.0 LOW: 159.9

