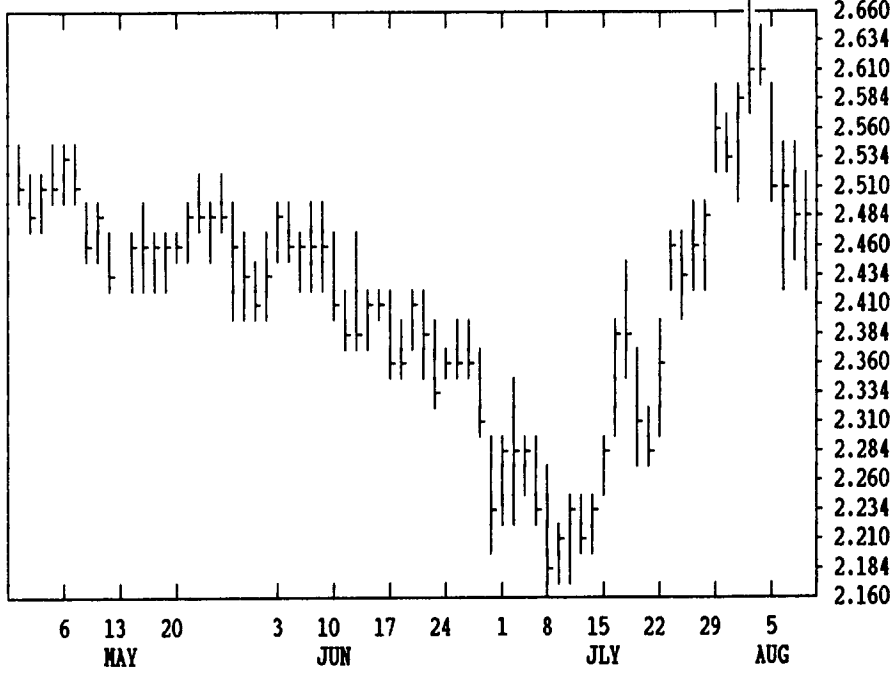


GRAIN, CATTLE AND HOG FUTURES MARKETS

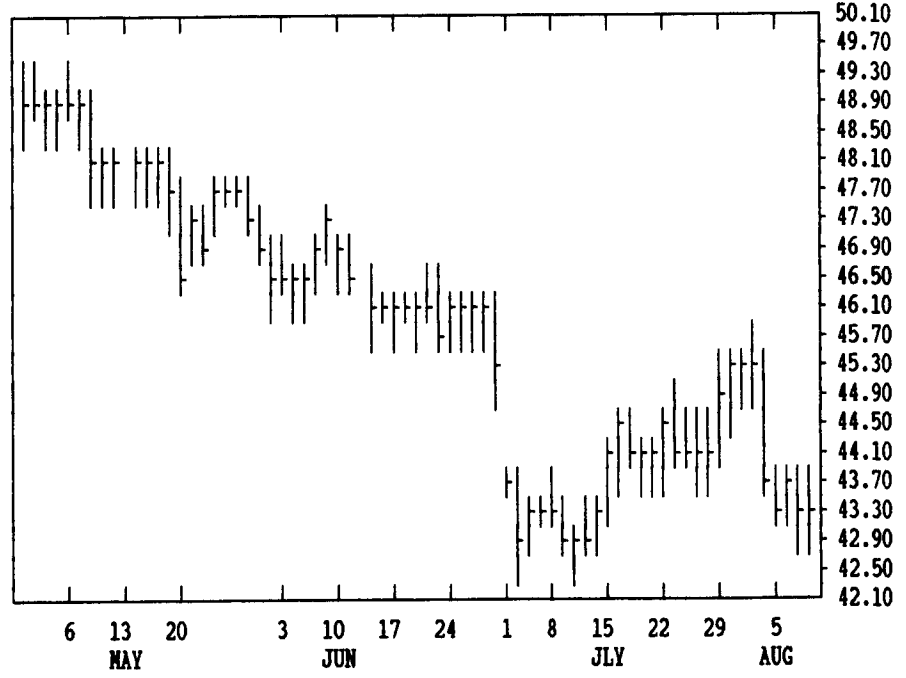
From DTN farmer satellite daily update. Service phone: (717) 731-1520

(Closing bids: Thursday, August 8)

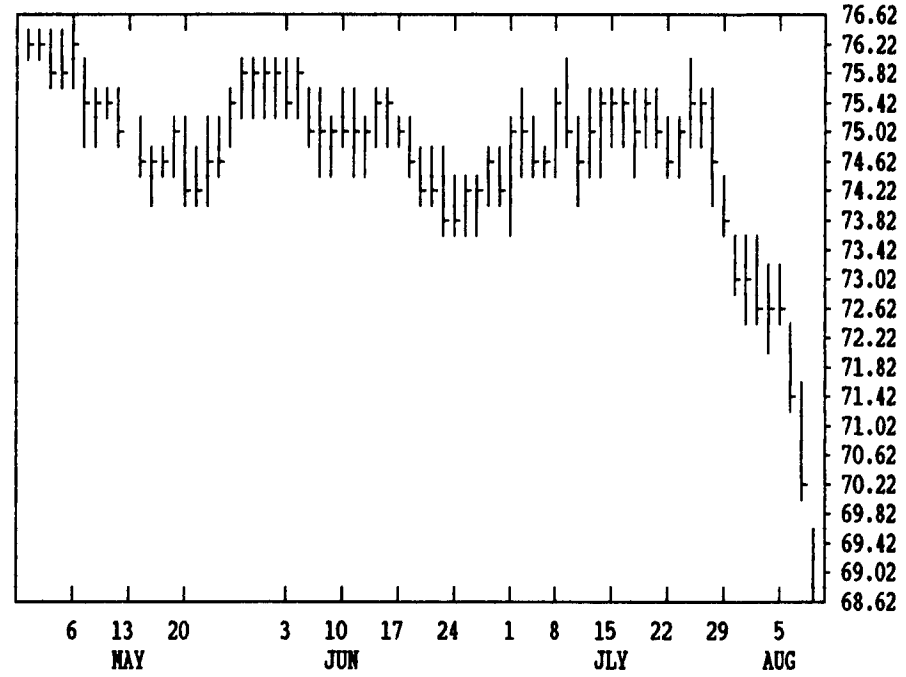
DTN GRAINS 17 SEPTEMBER CORN CONTRACT HIGH: 2.874 LOW: 2.184



DTN LIVESTOCK 17 OCTOBER HOGS CONTRACT HIGH: 49.55 LOW: 42.50



DTN LIVESTOCK 18 OCTOBER LIVE CATTLE CONTRACT HIGH: 76.90 LOW: 68.62



	PAST WEEK'S (ENDING 08/02)			JUL'S (ENDING 07/31)		CURRENT	
	HIGH	LOW	CLOSE	HIGH	LOW	SUPPORT	RESISTANCE
SEP WHT	3.00	2.87 1/2	2.98	2.98	2.58 1/2	2.80	3.00
DEC WHT	3.14	3.01	3.10 3/4	3.11	2.72 1/2	2.93 1/2	3.14
KC SEP	3.02 1/4	2.90	2.99 1/4	3.00 1/2	2.62	2.80	3.02 1/4
KC DEC	3.11 1/2	2.99	3.08 1/2	3.09	2.72 1/4	2.88 1/2	3.11 1/2
MINN SEP	2.90 1/2	2.79	2.88 1/2	2.88 1/4	2.57	2.81 1/4	DEC 3.03
SEP CORN	2.66	2.50 3/4	2.62 1/4	2.59 3/4	2.18 1/2	2.38 1/2	2.66
DEC CORN	2.72	2.55 1/2	2.68 1/2	2.65 1/2	2.20	2.41	2.72
MAR92 CN	2.77 1/4	2.62 1/2	2.75	2.72 1/4	2.28 1/2	2.48 1/2	2.77 1/4

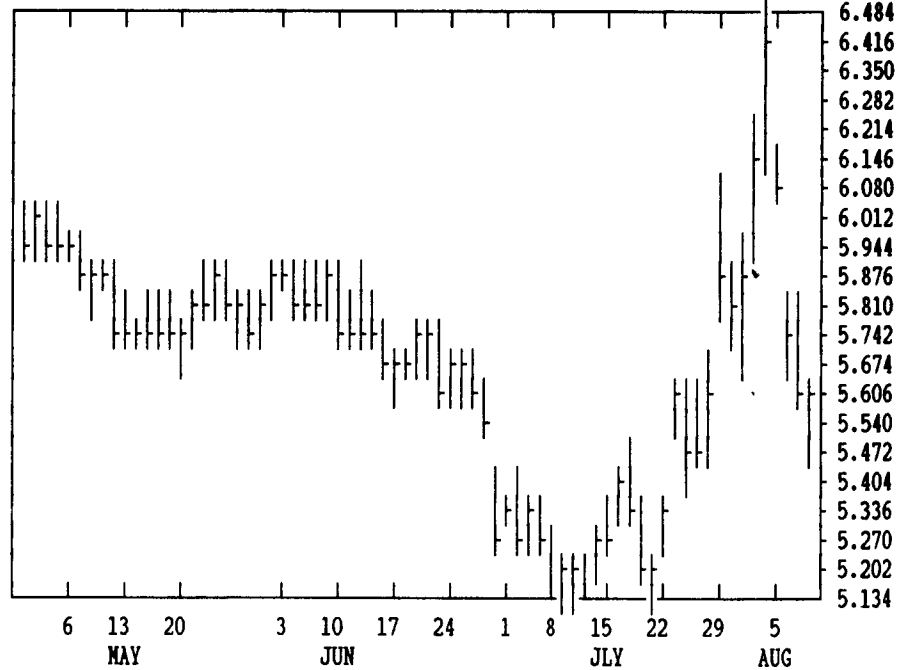
AUG BNS	6.40 1/2	5.64 1/4	6.37	6.02	5.15	.	.
SEP BNS	6.47 1/2	5.71 1/2	6.42 3/4	6.08	5.13 1/2	5.38	6.47 1/2
NOV BNS	6.50	5.81	6.47 1/2	6.18	5.17	5.43 1/2	6.50
AUG NEAL	196.00	177.50	195.50	187.00	159.70	170.00	SEP 195.20
AUG OIL	22.90	20.40	22.57	21.75	18.18	20.00	SEP 23.07
AUG CTTL	71.97	69.50	69.90	74.15	70.37	.	.
OCT CTTL	74.35	72.40	72.82	75.97	72.90	.	72.40
AUG FDRS	88.75	85.10	85.45	90.15	87.55	.	SEP 84.00
AUG HOGS	53.80	51.92	52.20	53.80	48.50	.	.
OCT HOGS	45.80	43.75	43.75	45.35	42.50	42.50	44.00
AUG BLLS	45.85	52.25	43.32	45.90	40.30	45.00	FEB 50.00

CORN				CHICAGO WHEAT				K.C. WHEAT						
	HIGH	LOW	LAST CHG		HIGH	LOW	LAST CHG		HIGH	LOW	LAST CHG			
SEP	2512	2450	2500*	+14	SEP	2952	2894	2942*	+14	SEP	2952	2904	2944*	+22
DEC	2552	2484	2536*	+14	DEC	3090	3026	3074*	+14	DEC	3044	3000	3032*	+10
MAR	2614	2560	2600*	+6	MAR	3146	3084	3136*	+16	MAR	3092	3050	3084*	+20
MAY	2646	2602	2640*	+10	MAY	3104	3060	3090*	+14	MAY	3060	3000	3052*	+66
JUL	2670	2624	2664*	+12	JUL	3004	2972	2994*	+20	JUL	2950	2950	2950*	0
SEP	2550	2530	2550*	+20	SEP	3070	3070	3070*	+10	MINN WHEAT				
DEC	2524	2490	2522*	+22	OATS				SEP	2850	2812	2846*	+10	
MAR					SEP	1324	1300	1304*	-14	DEC	2970	2934	2966*	+14
MAY					DEC	1384	1360	1364*	-12	MAR	3064	3044	3062*	+4
SOYBEANS				MAR	1436	1420	1422*	-14	MAY			3050*	0	
AUG	5604	5490	5554*	-16	MAY	1462	1462	1462*	-10	JUL			3104*	+34
SEP	5654	5520	5600*	-10	SOYBEAN MEAL				SOYBEAN OIL					
NOV	5754	5626	5700*	-10	AUG	1783	1740	1779*	+20	AUG	2055	2003	2004*	-53
JAN	5860	5734	5806*	-10	SEP	1766	1730	1761*	+11	SEP	2072	2000	2007*	-58
MAR	5960	5850	5900*	-20	OCT	1760	1725	1757*	+12	OCT	2085	2020	2022*	-60
MAY	6030	5930	5980*	-20	DEC	1762	1725	1760*	+15	DEC	2125	2060	2062*	-57
JUL	6084	5990	6010*	-40	JAN	1763	1730	1762*	+17	JAN	2142	2070	2070*	-60
AUG	6010	5990	6000*	-10	MAR	1765	1730	1762*	+15	MAR	2169	2111	2113*	-47
SEP	5830	5820	5824*	+4	MAY	1770	1755	1767*	+12	MAY	2188	2136	2136*	-39
NOV	5900	5780	5880*	+60	JUL	1770	1745	1765*	+10	JUL	2200	2151	2151*	-44

LIVE CATTLE				FEEDER CATTLE				LIVE HOGS						
	HIGH	LOW	LAST CHG		HIGH	LOW	LAST CHG		HIGH	LOW	LAST CHG			
AUG	6635	6550	6562*	-137	AUG	8310	8262	8262*	-150	AUG	5215	5110	5125*	-90
OCT	6960	6862	6865*	-147	SEP	8125	8097	8097*	-150	OCT	4387	4300	4320*	-17
DEC	7240	7115	7140*	-90	OCT	8130	8067	8067*	-150	DEC	4335	4255	4270*	-40
FEB	7195	7100	7115*	-85	NOV	8155	8090	8090*	-150	FEB	4315	4250	4295*	-2
APR	7297	7210	7212*	-72	JAN	8175	8080	8082*	-145	APR	4215	4170	4180*	-20
JUN	7130	7025	7065*	-65	MAR	8125	8027	8027*	-150	JUN	4670	4625	4630*	-32
AUG	6990	6925	6925*	-100	APR	8090	7990	7990*	-130	JUL	4655	4655	4655*	-32
OCT					MAY	8005	7895	7902*	-142	AUG	4497	4480	4497*	-45

SWISS FRANC				EURODOLLAR				PORK BELLIES						
	HIGH	LOW	LAST CHG		HIGH	LOW	LAST CHG		HIGH	LOW	LAST CHG			
SEP	6655	6612	6642*	-21	SEP	9426	9422	9423*	+2	AUG	4295	4190	4275*	+70
DEC	6622	6579	6608*	-21	DEC	9395	9386	9388*	0	FEB	4835	4710	4767*	+42
MAR	6603	6582	6582*	-21	MAR	9387	9378	9379*	0	MAR	4775	4655	4715*	+57
BRITISH POUND				JUN	9348	9339	9341*	+2	MAY	4870	4810	4810*	+40	
SEP	16996	16896	16966*	-74	SEP	9299	9290	9292*	+4	JUL	4925	4875	4890*	-10
DEC	16800	16690	16764*	-74	DEC	9247	9235	9239*	+6	AUG	4555	4555	4555*	-5
MAR	16650	16550	16598*	-82	S&P 500 INDEX				W. GERMAN MARK					
JAPANESE YEN				SEP	39320	38905	39015*	-180	SEP	5817	5778	5805*	-21	
SEP	7343	7308	7330*	-14	DEC	39590	39170	39295*	-170	DEC	5764	5725	5753*	-22
DEC	7312	7282	7304*	-14	MAR	39865	39480	39575*	-175	MAR	5722	5692	5708*	-23
MAR	7307	7285	7293*	-14	JUN	40200	39850	39900*	-190	JUN	5691	5667	5667*	-24

DTN GRAINS 21 SEPT SOYBEANS CONTRACT HIGH: 6.700 LOW: 5.134



DTN GRAINS 23 OCTOBER SOY MEAL CONTRACT HIGH: 195.0 LOW: 159.9

