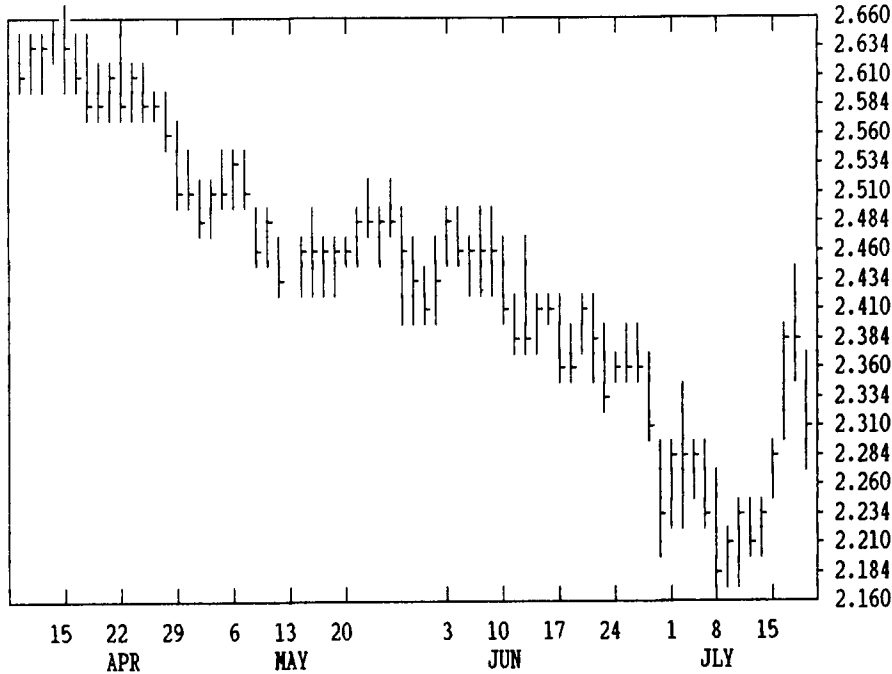


GRAIN, CATTLE AND HOG FUTURES MARKETS

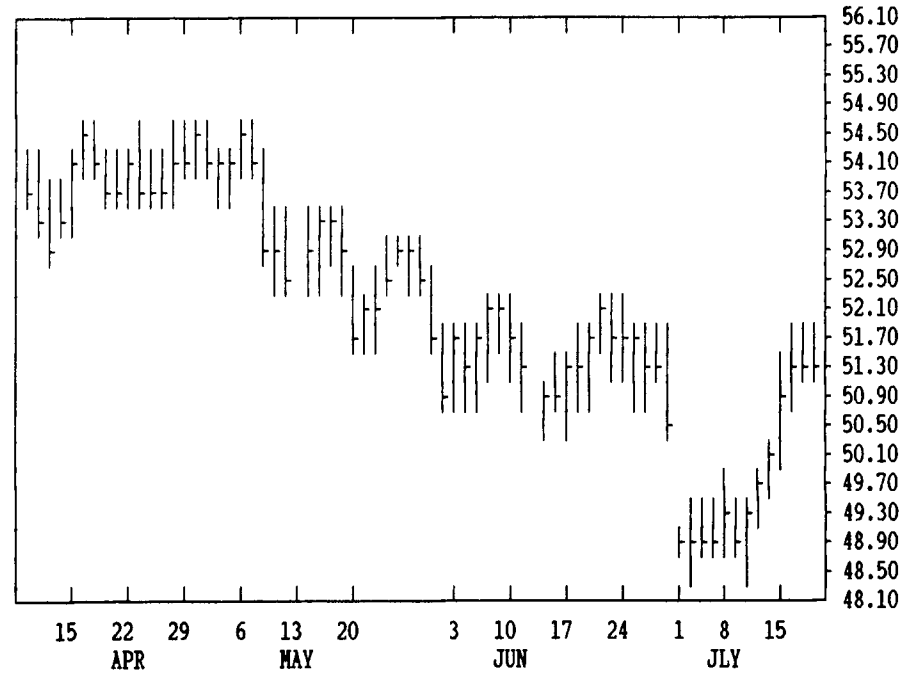
From DTN farmer satellite daily update. Service phone: (717) 731-1520

(Closing bids: Thursday, July 18)

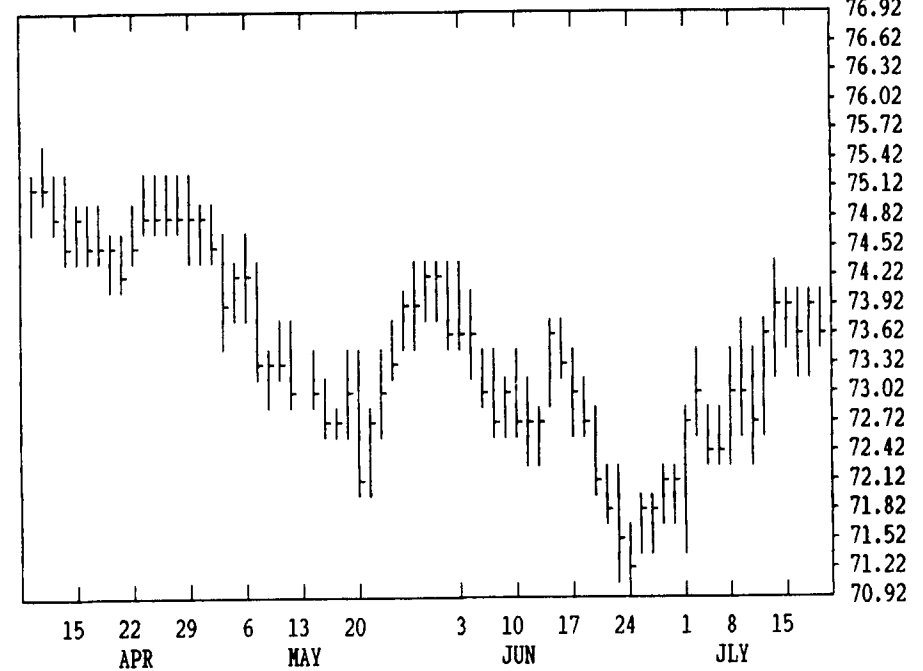
DTN GRAINS 17 SEPTEMBER CORN CONTRACT HIGH: 2.874 LOW: 2.184



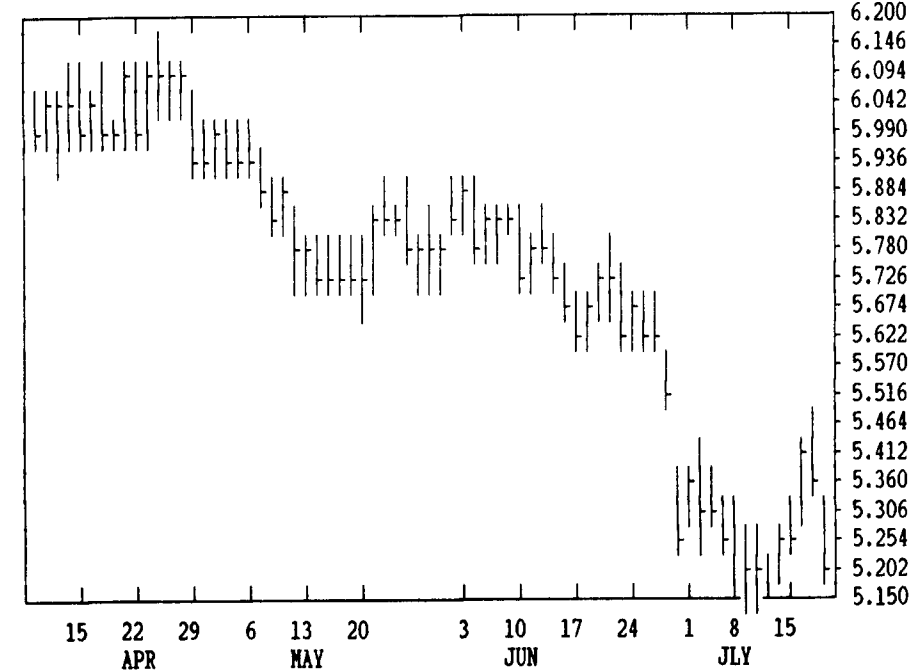
DTN LIVESTOCK 17 AUGUST HOGS CONTRACT HIGH: 55.50 LOW: 46.90



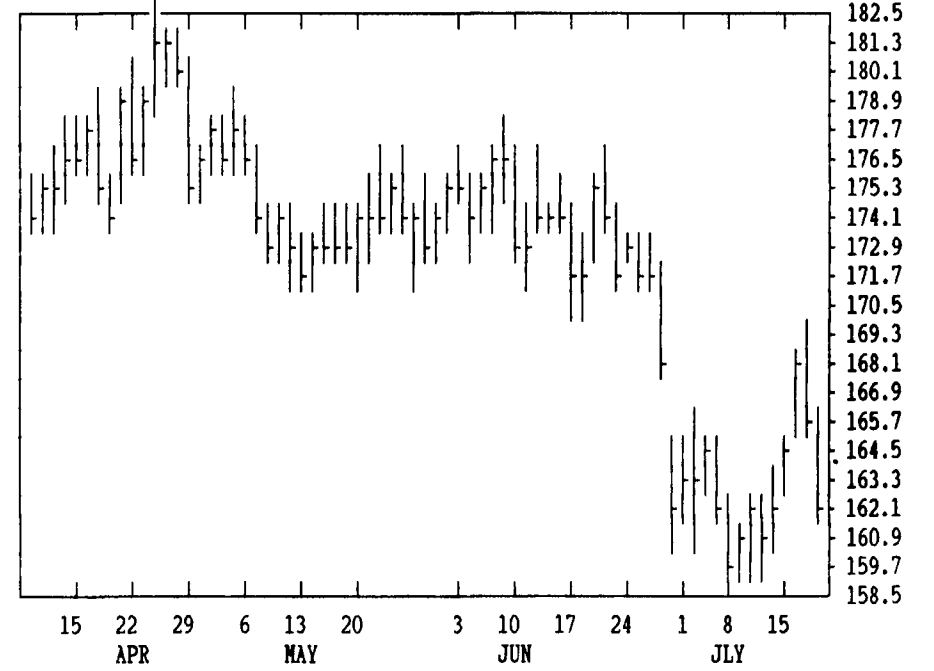
DTN LIVESTOCK 18 AUGUST LIVE CATTLE CONTRACT HIGH: 75.80 LOW: 70.35



DTN GRAINS 21 AUGUST SOYBEANS CONTRACT HIGH: 6.950 LOW: 5.150



DTN GRAINS 23 AUGUST SOY MEAL CONTRACT HIGH: 255.0 LOW: 159.7



DTN FUTURES 10 07/18/91		TECHNICAL POINTS				SLOW STOCHASTIC						
PRICES ARE DECIMAL		MOVING AVERAGES				RSI'S						
CONTRACT	CLOSE	4-DAY	9-DAY	18-DAY	45-DAY	9DAY	14DAY	30DAY	%K	%D	%K	%D
WHEAT SEP	272.75	273.62	269.75	273.11	288.68	45.5	42.7	42.5	59	69	35	26
WHEAT DEC	285.25	285.75	282.36	286.01	300.87	45.6	42.8	42.6	62	68	33	25
KC SEP	272.50	273.62	270.19	274.10	287.27	44.2	41.8	42.3	63	72	34	24
KC DEC	281.25	282.06	279.06	282.68	296.45	44.3	41.7	42.0	65	73	30	21
MINN W DEC	277.25	278.87	276.22	280.61	292.94	41.6	39.4	39.0	67	78	32	23
CORN SEP	232.00	234.19	227.25	229.21	238.23	52.0	48.7	44.8	72	84	55	32
CORN DEC	233.75	235.81	228.81	230.96	239.12	52.2	49.2	45.6	74	84	56	33
CORN MAR	241.75	243.62	236.83	238.90	246.94	52.4	49.4	46.7	75	84	57	33

BEANS AUG	521.50	532.37	525.75	535.35	561.14	37.3	36.2	36.8	56	73	25	17
BEANS SEP	521.25	532.69	525.50	535.75	561.89	37.6	36.5	36.9	57	74	28	19
BEANS NOV	525.75	537.69	529.92	541.03	568.43	37.5	36.3	36.6	58	76	28	19
MEAL AUG	162.70	165.27	163.10	165.04	170.56	41.7	40.8	41.6	60	78	30	21
OIL AUG	18.44	18.63	18.45	18.76	19.57	38.6	36.9	36.7	57	67	24	14
CATTLE AUG	73.77	73.82	73.54	72.89	73.05	61.5	57.9	52.7	72	78	90	86
CATTLE OCT	75.37	75.41	75.25	74.93	75.03	55.4	53.8	51.7	68	76	81	75
FEEDER AUG	89.80	89.77	89.67	88.90	88.28	61.8	60.9	59.2	52	66	90	91
HOGS AUG	51.55	51.38	50.36	50.35	51.35	66.8	57.9	49.8	90	92	72	50
HOGS OCT	44.17	44.26	43.70	44.23	45.87	47.6	42.1	38.9	78	85	40	27
BELLY AUG	45.70	44.17	42.85	44.81	50.42	54.2	45.5	40.5	95	81	26	14

CORN				CHICAGO WHEAT				K.C. WHEAT				
	HIGH	LOW	LAST CHG		HIGH	LOW	LAST CHG		HIGH	LOW	LAST CHG	
JULY	2450	2360	2366* -74	JULY	2684	2666	2684* -30	JULY	2724	2714	2714* -24	
SEP	2360	2302	2320* -66	SEP	2746	2704	2726* -32	SEP	2746	2716	2724* -30	
DEC	2380	2324	2336* -70	DEC	2864	2826	2852* -24	DEC	2826	2794	2812* -26	
MAR	2456	2404	2416* -70	MAR	2910	2874	2894* -32	MAR	2870	2836	2850* -30	
MAY	2500	2450	2470* -56	MAY	2882	2854	2860* -44	MAY	2820	2800	2814* -14	
JULY	2544	2494	2512* -56	JULY	2850	2830	2834* -30	MINN WHEAT				
SEP	2490	2460	2460* -30	OATS				JULY	2694	2674	2674* -24	
DEC	2480	2440	2440* -44	JULY	1200	1190	1194* -24	SEP	2694	2666	2680* -32	
MAR					SEP	1256	1230	1234* -30	DEC	2790	2760	2772* -34
				DEC	1316	1290	1296* -26	MAR	2876	2870	2870* -30	
				MAR	1380	1356	1360* -30	MAY	2870*		-40	
SOYBEANS				SOYBEAN MEAL				SOYBEAN OIL				
JULY	5354	5230	5270*-116	JULY	1650	1622	1622* -38	JULY	1858	1835	1844* -38	
AUG	5330	5210	5214*-142	AUG	1655	1625	1627* -34	AUG	1865	1832	1844* -37	
SEP	5330	5210	5212*-152	SEP	1650	1621	1622* -35	SEP	1885	1850	1863* -35	
NOV	5390	5250	5256*-156	OCT	1647	1615	1615* -40	OCT	1905	1868	1877* -40	
JAN	5480	5350	5354*-164	DEC	1654	1620	1621* -40	DEC	1939	1901	1916* -37	
MAR	5574	5460	5460*-160	JAN	1662	1630	1630* -38	JAN	1950	1920	1930* -39	
MAY	5660	5554	5554*-144	MAR	1680	1650	1650* -45	MAR	1982	1958	1958* -43	
JULY	5730	5620	5620*-150	MAY	1700	1675	1675* -35	MAY	2010	1985	1990* -31	
AUG	5734	5650	5650*-110									
SEP	5670	5590	5590*-110									

LIVE CATTLE				FEEDER CATTLE				LIVE HOGS				
	HIGH	LOW	LAST CHG		HIGH	LOW	LAST CHG		HIGH	LOW	LAST CHG	
AUG	7402	7365	7377* -10	AUG	8995	8955	8980* +30	JULY	5755	5700	5730* -15	
OCT	7560	7502	7537* +20	SEP	8855	8807	8842* +45	AUG	5170	5130	5155* +5	
DEC	7607	7572	7595* +10	OCT	8750	8705	8735* +32	OCT	4435	4385	4417* -7	
FEB	7520	7497	7507* -2	NOV	8725	8685	8722* +42	DEC	4400	4340	4362* -12	
APR	7560	7540	7540* -5	JAN	8645	8625	8635* +5	FEB	4415	4350	4372* -37	
JUN	7365	7340	7355* -2	MAR	8550	8550	8550* -5	APR	4240	4200	4220* -27	
AUG	7200	7200	7200* 0	APR	8530	8525	8525* 0	JUN	4675	4650	4660* -25	
OCT					MAY	8430	8430	8430* 0	JULY	4675	4652	4660* -15
SWISS FRANC				EURODOLLAR				PORK BELLIES				
SEP	6511	6469	6475* +71	SEP	9373	9366	9371* +2	JULY	4842	4740	4805* +70	
DEC	6495	6447	6451* +70	DEC	9313	9306	9311* +2	AUG	4590	4480	4570* +22	
MAR	6439	6369	6439* +70	MAR	9304	9297	9302* +2	FEB	4890	4825	4850* -40	
BRITISH POUND				JUN				MAY				
SEP	16630	16490	16532*+164	SEP	9265	9258	9263* +2	MAY	4850	4795	4810* -45	
DEC	16470	16320	16362*+162	SEP	9224	9217	9221* +1	MAY	4880	4845	4845* -15	
MAR	16280	16210	16232*+160	DEC	9186	9180	9184* +1	JULY	4980	4850	4850* -30	
JAPANESE YEN				S&P 500 INDEX				W. GERMAN MARK				
SEP	7321	7241	7254* -29	SEP	38770	38270	38675*+340	SEP	5640	5601	5610* +54	
DEC	7300	7223	7236* -29	DEC	39060	38580	38975*+340	DEC	5595	5565	5570* +54	
MAR	7262	7233	7233* -29	MAR	39400	38915	39300*+335	MAR	5540	5530	5537* +52	
				JUN	39750	39240	39650*+360	JUN	5511	5460	5511* +51	