GRAIN, CATTLE AND HOG FUTURES MARKETS

From DTN farmer satellite daily update. Service phone: (717) 731-1520

(Closing bids: Wednesday, July 10)

DTN GRAINS 17 SEPTEMBER CORN CONTRACT HIGH: 2.874 LOW: 2.184

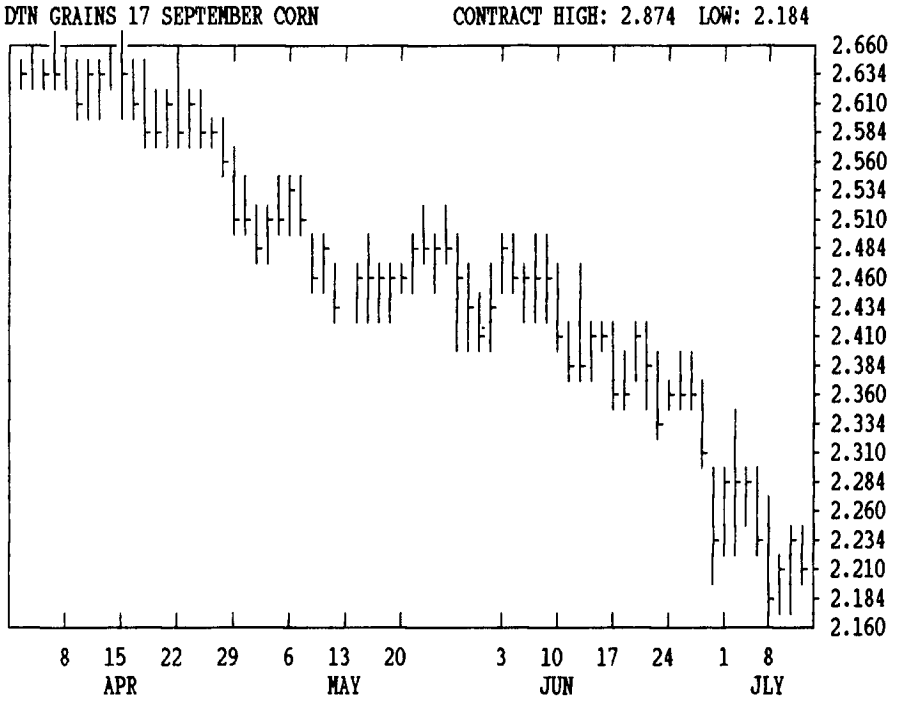

DTN FUTURES 10 07/11/91 TECHNICAL POINTS

PRICES ARE DECIMAL

CONTRACT		CLOSE	MOVING AVERAGES 4-DAY	9-DAY	18-DAY	45-DAY	RSI'S 9DAY	14DAY	30DAY	SLOW STOCHASTIC 5 DAY %K	%D	20 DAY %K	%D
WHEAT	SEP	267.50	264.94	269.83	279.00	291.70	34.9	34.4	38.3	48	31	11	12
WHEAT	DEC	279.25	278.19	283.33	291.68	303.99	33.0	33.1	37.6	44	29	11	12
KC	SEP	267.50	266.12	271.44	278.97	290.09	31.9	32.8	37.8	36	22	9	9
KC	DEC	276.50	275.31	280.00	287.74	299.41	31.3	32.2	37.4	31	18	7	7
MINN W	DEC	273.50	272.81	278.17	285.33	296.01	31.0	30.4	33.7	33	18	8	11
CORN	SEP	221.25	221.06	224.56	231.06	239.90	30.5	31.2	34.3	24	17	8	13
CORN	DEC	222.50	222.25	225.78	232.65	240.58	32.2	33.0	35.9	24	15	7	10
CORN	MAR	231.00	230.50	233.86	240.56	248.37	32.5	33.5	37.6	23	14	6	10
BEANS	AUG	518.00	519.37	526.11	546.29	566.94	22.3	24.5	30.9	21	16	5	8
BEANS	SEP	517.00	518.31	525.92	546.81	567.84	22.6	24.5	30.7	22	16	5	7
BEANS	NOV	521.25	521.87	530.72	552.35	574.74	23.1	24.6	30.3	23	16	5	7
MEAL	AUG	160.70	161.00	162.38	167.49	171.50	29.2	30.7	36.2	28	21	7	12
OIL	AUG	18.22	18.28	18.53	19.04	19.80	22.4	25.9	32.1	12	13	4	10
CATTLE	AUG	73.60	73.16	72.84	72.57	73.00	62.6	57.7	52.1	58	62	71	61
CATTLE	OCT	75.20	75.05	74.94	74.76	75.01	55.5	53.1	50.8	40	55	65	63
FEEDER	AUG	90.07	89.50	88.97	88.45	87.92	70.7	66.2	61.7	81	80	89	86
HOGS	AUG	49.75	49.41	49.38	50.43	51.59	43.0	40.3	40.6	76	63	23	17
HOGS	OCT	43.17	43.20	43.50	44.81	46.33	24.2	24.5	29.8	41	41	13	11
BELLY	AUG	41.32	41.78	43.37	47.00	51.76	19.8	23.4	30.6	19	12	3	2

CORN

	HIGH	LOW	LAST	CHG
JLY	2292	2266	2274*	-4
SEP	2232	2210	2212*	-16
DEC	2250	2222	2224*	-20
MAR	2330	2306	2310*	-14
MAY	2386	2366	2370*	-12
JLY	2432	2412	2420*	-12
SEP	2390	2364	2374*	-14
DEC	2390	2364	2374*	-14
MAR				

SOYBEANS

	HIGH	LOW	LAST	CHG
JLY	5250	5194	5212*	-42
AUG	5220	5170	5180*	-42
SEP	5210	5154	5170*	-46
NOV	5246	5190	5212*	-44
JAN	5350	5290	5306*	-54
MAR	5452	5394	5406*	-52
MAY	5534	5480	5496*	-52
JLY	5600	5560	5560*	-70
AUG				
SEP				

CHICAGO WHEAT

	HIGH	LOW	LAST	CHG
JLY	2620	2590	2610*	-14
SEP	2694	2654	2674*	-16
DEC	2824	2774	2792*	-34
MAR	2874	2826	2846*	-34
MAY	2870	2804	2826*	-42
JLY	2840	2794	2800*	-24

OATS

	HIGH	LOW	LAST	CHG
JLY	1210	1192	1200*	+10
SEP	1240	1220	1236*	+16
DEC	1306	1292	1306*	+14
MAR	1374	1356	1374*	+14

SOYBEAN MEAL

	HIGH	LOW	LAST	CHG
JLY	1610	1592	1593*	-18
AUG	1625	1605	1607*	-17
SEP	1625	1608	1610*	-15
OCT	1622	1605	1605*	-17
DEC	1628	1609	1611*	-17
JAN	1635	1620	1620*	-20
MAR	1651	1640	1642*	-13
MAY	1670	1650	1655*	-5

K.C. WHEAT

	HIGH	LOW	LAST	CHG
JLY	2674	2640	2650*	-10
SEP	2696	2664	2674*	-12
DEC	2782	2754	2764*	-14
MAR	2822	2796	2802*	-6
MAY	2780	2760	2760*	-14

MINN WHEAT

	HIGH	LOW	LAST	CHG
JLY	2610	2580	2582*	-16
SEP	2654	2616	2630*	-22
DEC	2764	2730	2734*	-34
MAR	2860	2834	2834*	-24
MAY			2854*	-24

SOYBEAN OIL

	HIGH	LOW	LAST	CHG
JLY	1830	1819	1820*	-6
AUG	1833	1821	1822*	-5
SEP	1848	1837	1837*	-8
OCT	1863	1853	1853*	-8
DEC	1897	1882	1886*	-7
JAN	1907	1900	1900*	-5
MAR	1941	1931	1931*	-15
MAY	1966	1962	1965*	-5

LIVE CATTLE

	HIGH	LOW	LAST	CHG
AUG	7367	7287	7360*	+85
OCT	7537	7467	7520*	+67
DEC	7565	7525	7560*	+45
FEB	7470	7432	7465*	+45
APR	7535	7490	7520*	+37
JUN	7340	7290	7335*	+35
AUG	7200	7200	7200*	
OCT				

FEEDER CATTLE

	HIGH	LOW	LAST	CHG
AUG	9010	8945	9007*	+90
SEP	8885	8835	8877*	+80
OCT	8815	8770	8812*	+70
NOV	8790	8745	8780*	+60
JAN	8730	8715	8730*	+40
MAR	8625	8610	8625*	+35
APR	8590	8580	8590*	+40
MAY	8480	8480	8480*	+40

LIVE HOGS

	HIGH	LOW	LAST	CHG
JLY	5575	5477	5570*	+95
AUG	4980	4930	4975*	+37
OCT	4330	4290	4317*	+22
DEC	4360	4317	4330*	+2
FEB	4345	4315	4340*	+25
APR	4170	4160	4160*	+15
JUN	4580	4580	4580*	+20
JLY	4585	4580	4580*	0

SWISS FRANC

SEP	6344	6254	6266*	-73
DEC	6322	6235	6244*	-74
MAR	6235	6225	6233*	-76

BRITISH POUND

SEP	16096	15890	15906*	-168
DEC	15930	15724	15752*	-166
MAR	15640	15630	15634*	-168

JAPANESE YEN

SEP	7223	7191	7195*	-4
DEC	7207	7176	7178*	-5
MAR	7195	7176	7176*	-6

EURODOLLAR

	HIGH	LOW	LAST	CHG
SEP	9365	9358	9364*	+4
DEC	9306	9298	9305*	+4
MAR	9296	9288	9296*	+6
JUN	9258	9249	9257*	+7
SEP	9218	9208	9217*	+9
DEC	9180	9171	9180*	+9

S&P 500 INDEX

SEP	38050	37705	38030*	+175
DEC	38330	38010	38325*	+165
MAR	38660	38390	38660*	+165
JUN	38960	38670	38960*	+165

PORK BELLIES

	HIGH	LOW	LAST	CHG
JLY	4495	4350	4420*	-62
AUG	4185	4070	4132*	+57
FEB	4725	4640	4695*	+45
MAR	4680	4617	4655*	+42
MAY	4765	4725	4725*	+45
JLY	4660	4660	4660*	0

W. GERMAN MARK

	HIGH	LOW	LAST	CHG
SEP	5492	5414	5422*	-63
DEC	5435	5380	5384*	-63
MAR	5380	5356	5356*	-63
JUN	5355	5355	5355*	

DTN LIVESTOCK 17 AUGUST HOGS CONTRACT HIGH: 55.50 LOW: 46.90

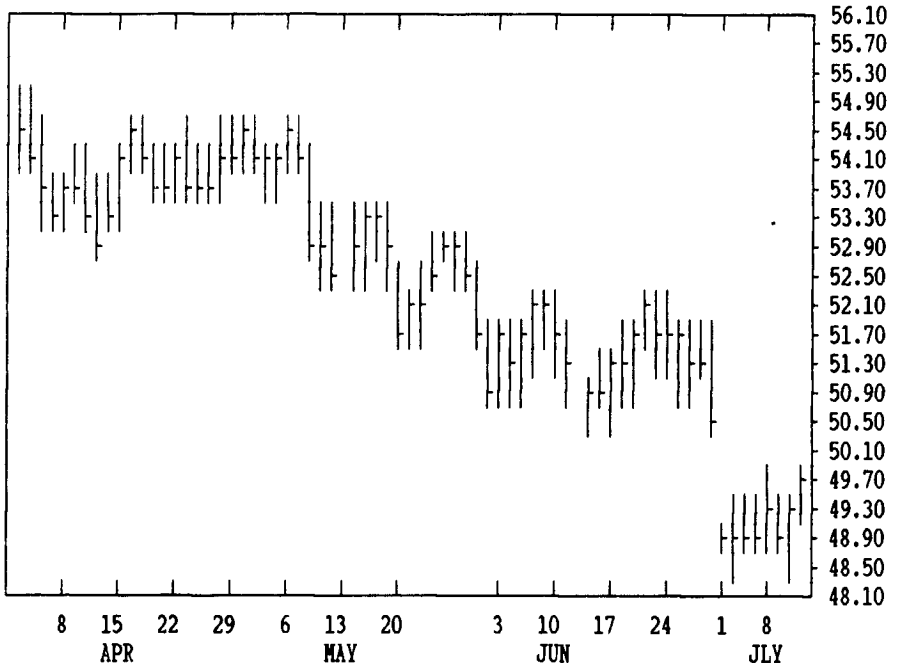

DTN LIVESTOCK 18 AUGUST LIVE CATTLE CONTRACT HIGH: 75.80 LOW: 70.35

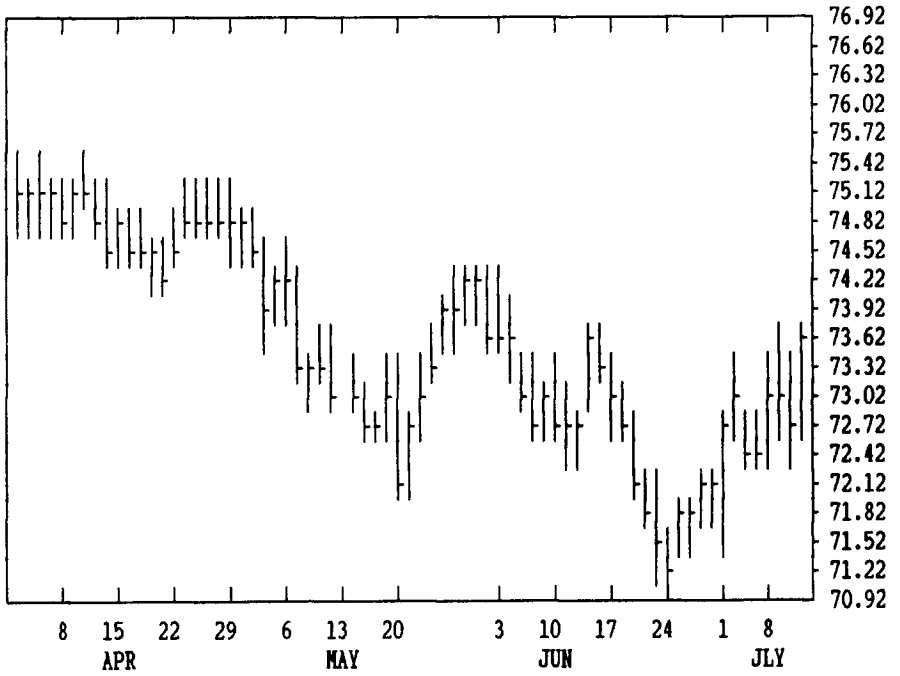

DTN GRAINS 21 JULY SOYBEANS CONTRACT HIGH: 7.180 LOW: 5.184

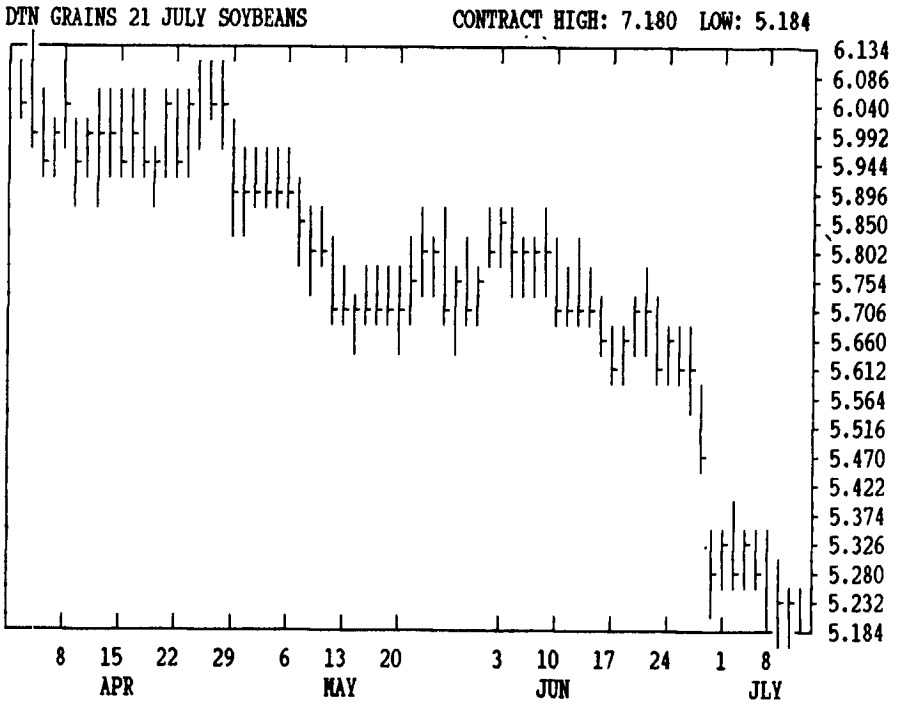
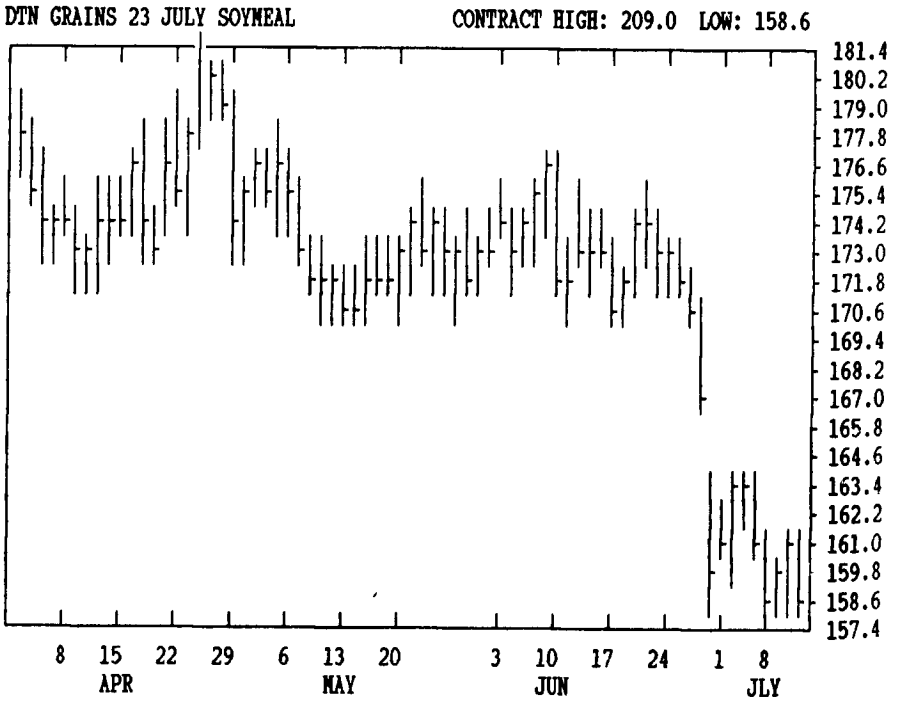
DTN GRAINS 23 JULY SOYMEAL CONTRACT HIGH: 209.0 LOW: 158.6