

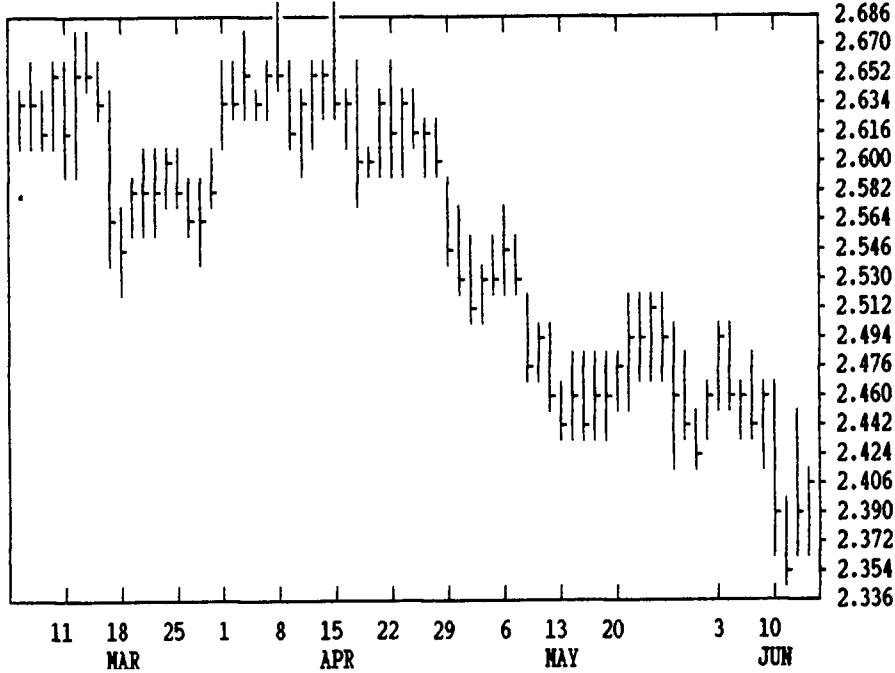
GRAIN, CATTLE AND HOG FUTURES MARKETS

From DTN farmer satellite daily update. Service phone: (717) 731-1520

(Closing bids: Thursday, June 13)

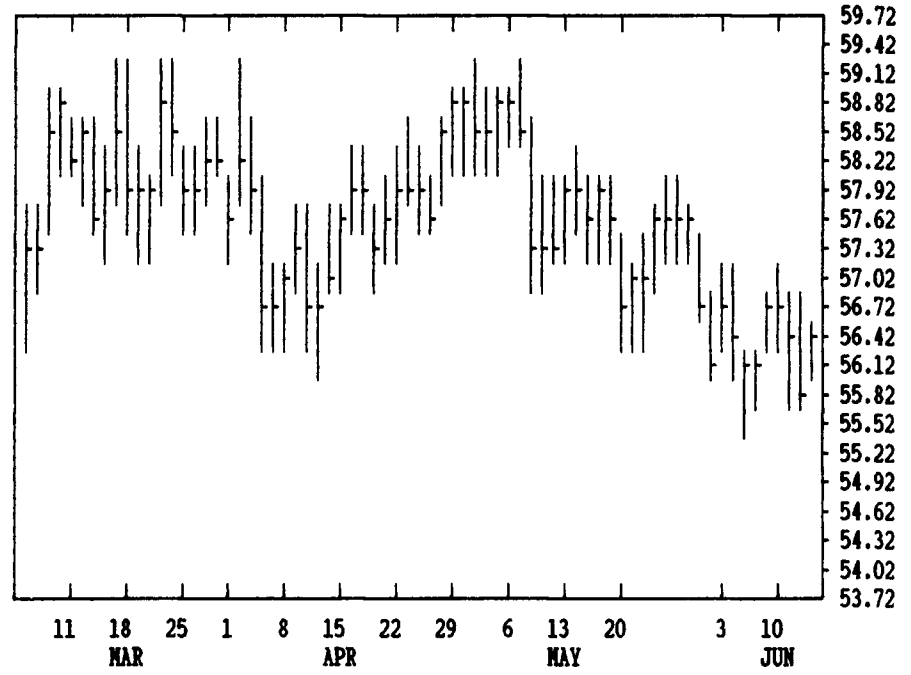
DTN GRAINS 16 JULY CORN

CONTRACT HIGH: 3.082 LOW: 2.354



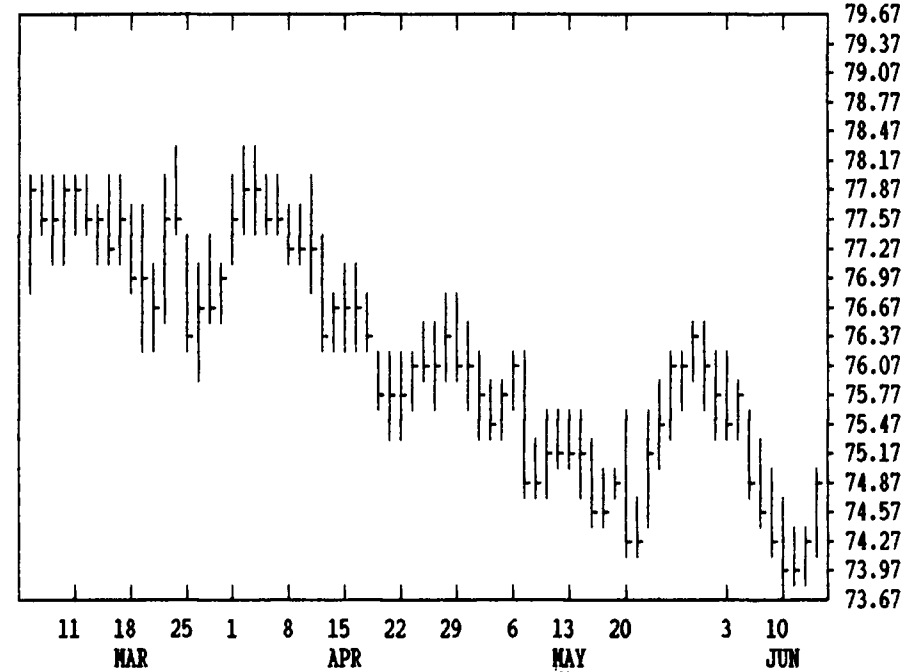
DTN LIVESTOCK 17 JUNE HOGS

CONTRACT HIGH: 59.30 LOW: 47.70



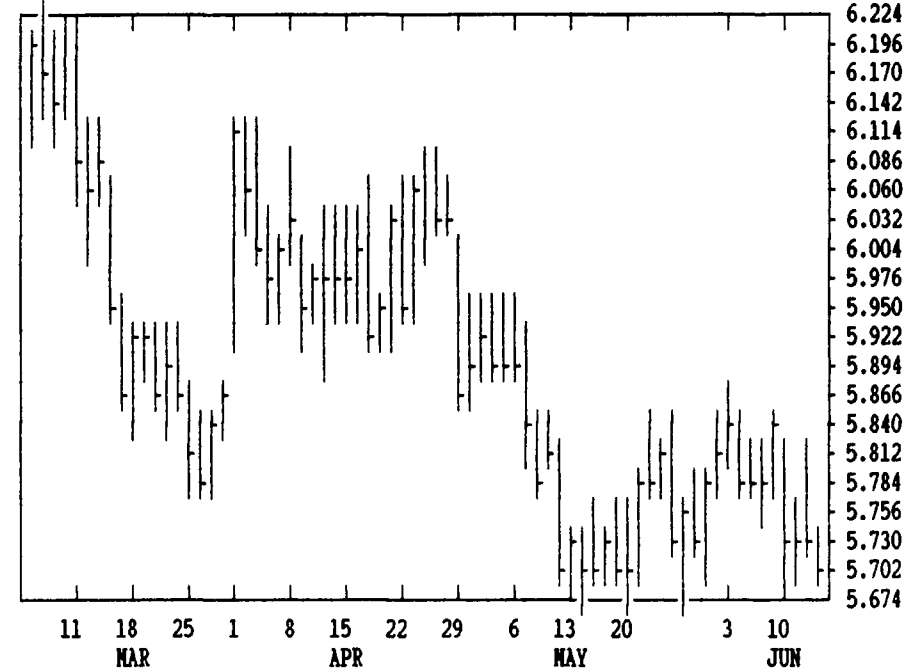
DTN LIVESTOCK 18 JUNE CATTLE

CONTRACT HIGH: 78.37 LOW: 72.15



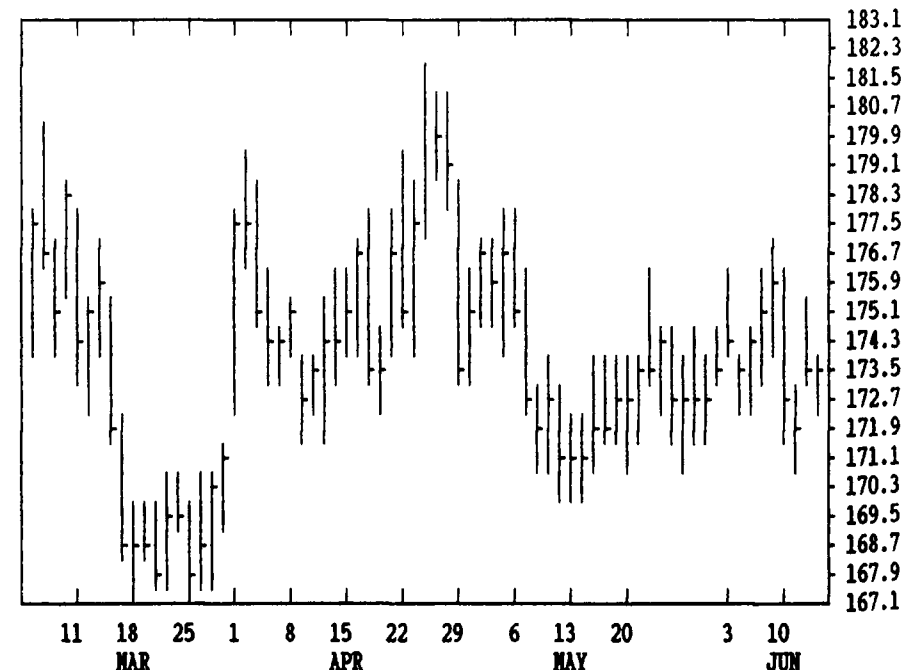
DTN GRAINS 21 JULY SOYBEANS

CONTRACT HIGH: 7.180 LOW: 5.674



DTN GRAINS 23 JULY SOYNEAL

CONTRACT HIGH: 209.0 LOW: 167.9



DTN FUTURES 10 06/13/91			TECHNICAL COMMENTS				
PAST WEEK'S (ENDING 06/07)			MAY'S (ENDING 05/31)		CURRENT		
	HIGH	LOW	CLOSE	HIGH	LOW	SUPPORT	RESISTANCE
JLY WHT	2.96 1/4	2.88 1/2	2.96	2.99	2.81 1/2	2.79	3.05
DEC WHT	3.12	3.07 1/2	3.11	3.18 3/4	3.03 1/4	3.00	3.20
KC JLY	2.93	2.88	2.90 3/4	2.99 3/4	2.84	2.80	3.00
KC DEC	3.08 1/4	3.02 1/2	3.05 3/4	3.14 1/2	3.00 1/4	3.00	3.20
MINN JLY	2.87 3/4	2.84	2.85 1/2	2.93	2.80 1/2	2.78 1/2	2.93
JLY CORN	2.50 1/4	2.43	2.45 3/4	2.56 1/4	2.42 3/4	.	2.45
SEP CORN	2.49 1/2	2.44 1/2	2.47 3/4	2.54 1/4	2.41	.	2.47
DEC91 CN	2.50 1/4	2.43	2.47 3/4	2.55 3/4	2.40	2.40	2.47 1/2

JLY BNS	5.88	5.77 1/4	5.83 1/2	5.96 3/4	5.67 1/2	5.59	6.00
AUG BNS	5.91 1/4	5.80 1/2	5.86 3/4	6.00 1/2	5.71	5.71	6.00 1/2
NOV91 BN	5.99 1/2	5.87 3/4	5.94 1/2	6.11 1/2	5.79	5.79	6.01
JLY MEAL	176.70	172.50	176.30	177.50	170.30	170.90	177.50
JLY OIL	20.90	19.95	20.08	21.01	19.70	18.37	20.25
JUN CTTL	76.05	74.32	74.42	76.35	74.25	73.97	77.00
AUG CTTL	74.30	72.67	72.95	75.00	72.25	72.00	75.00
AUG FDRS	88.95	87.87	88.22	89.00	85.80	85.80	90.00
JUN HOGS	56.95	55.57	56.75	59.25	56.15	55.57	58.00
JUL HOGS	55.60	54.00	55.42	58.37	54.50	53.50	56.85
JLY BLLS	59.85	56.40	58.77	66.10	55.40	55.10	60.00

CORN				CHICAGO WHEAT				K.C. WHEAT						
	HIGH	LOW	LAST CHG		HIGH	LOW	LAST CHG		HIGH	LOW	LAST CHG			
JLY	2410	2376	2406*	+20	JLY	3020	2966	2980*	-34	JLY	2950	2920	2922*	-16
SEP	2412	2394	2410*	+6	SEP	3066	3016	3036*	-30	SEP	2996	2964	2972*	-20
DEC	2422	2400	2410*	-10	DEC	3170	3122	3136*	-26	DEC	3094	3062	3076*	-12
MAR	2500	2474	2484*	-12	MAR	3214	3170	3186*	-30	MAR	3130	3100	3106*	-12
MAY	2554	2530	2534*	-16	MAY	3140	3114	3124*	-20	MAY			3040*	-4
JLY	2596	2576	2582*	-20	JLY	3030	3014	3030*	-10	MINN WHEAT				
SEP	2550	2550	2550*	-10	OATS				JLY	2882	2864	2864*	-16	
DEC	2540	2530	2540*	0	JLY	1170	1134	1152*	-24	SEP	2926	2896	2900*	-32
MAR					SEP	1226	1194	1212*	-20	DEC	3012	2990	2990*	-30
				DEC	1312	1280	1304*	-14	MAR	3104	3084	3094*	-20	
				MAR	1380	1356	1380*	-14	MAY	3110	3110	3110*	-4	
				SOYBEAN MEAL				SOYBEAN OIL						
JLY	5744	5704	5714*	-20	JLY	1739	1726	1733*	-3	JLY	1983	1952	1967*	-14
AUG	5782	5740	5750*	-30	AUG	1749	1738	1743*	-2	AUG	1998	1970	1984*	-13
SEP	5794	5742	5750*	-40	SEP	1757	1748	1754*	-2	SEP	2016	1989	2000*	-15
NOV	5864	5810	5820*	-40	AUG	1765	1755	1760*	-5	OCT	2034	2010	2016*	-15
JAN	5970	5920	5930*	-30	SEP	1787	1778	1779*	-6	DEC	2073	2040	2054*	-19
MAR	6074	6030	6032*	-32	OCT	1787	1778	1779*	-6	JAN	2090	2065	2070*	-20
MAY	6160	6114	6126*	-22	JAN	1798	1787	1791*	-6	MAR	2118	2098	2101*	-24
JLY	6210	6170	6170*	-60	MAR	1811	1800	1810*	-1	MAY	2145	2130	2130*	-22
AUG					MAY	1830	1820	1827*	+10					
SEP														

LIVE CATTLE				FEEDER CATTLE				LIVE HOGS						
	HIGH	LOW	LAST CHG		HIGH	LOW	LAST CHG		HIGH	LOW	LAST CHG			
JUN	7485	7442	7482*	+52	AUG	8875	8795	8872*	+90	JUN	5660	5610	5655*	+57
AUG	7367	7300	7357*	+80	SEP	8760	8692	8755*	+77	JLY	5430	5375	5415*	+27
OCT	7545	7500	7537*	+45	OCT	8730	8670	8725*	+60	AUG	5110	5055	5092*	+10
DEC	7630	7605	7627*	+30	NOV	8725	8680	8715*	+60	OCT	4640	4592	4612*	-15
FEB	7585	7557	7577*	+12	JAN	8717	8700	8715*	+55	DEC	4687	4655	4662*	-20
APR	7640	7605	7615*	+5	MAR	8632	8612	8632*	+52	FEB	4670	4650	4650*	-17
JUN	7460	7445	7460*	-10	APR	8610	8595	8610*	+45	APR	4510	4490	4490*	-12
AUG					MAY	8537	8525	8535*	+35	JUN	4905	4905	4905*	0
				EURODOLLAR				PORK BELLIES						
JUN	6530	6461	6518*	-21	JUN	9376	9369	9375*	0	JLY	5647	5510	5582*	+17
SEP	6500	6432	6486*	-21	SEP	9344	9328	9340*	+3	AUG	5382	5255	5337*	+50
DEC	6480	6409	6463*	-21	DEC	9283	9264	9279*	+4	FEB	5460	5365	5380*	-90
				MAR	9266	9245	9262*	+7	MAR	5360	5330	5350*	-50	
				JUN	9222	9202	9218*	+6	MAY	5400	5320	5320*	-40	
				SEP	9187	9169	9183*	+3	JLY	5350	5350	5350*	-50	
				S&P 500 INDEX				W. GERMAN MARK						
				JUN	37880	37640	37830*	+120	JUN	5588	5525	5575*	-9	
				SEP	38150	37905	38100*	+110	SEP	5547	5486	5535*	-9	
				DEC	38440	38240	38400*	+100	DEC	5513	5455	5502*	-9	
				MAR	38760	38590	38720*	+110	MAR	5476	5425	5476*	-11	