

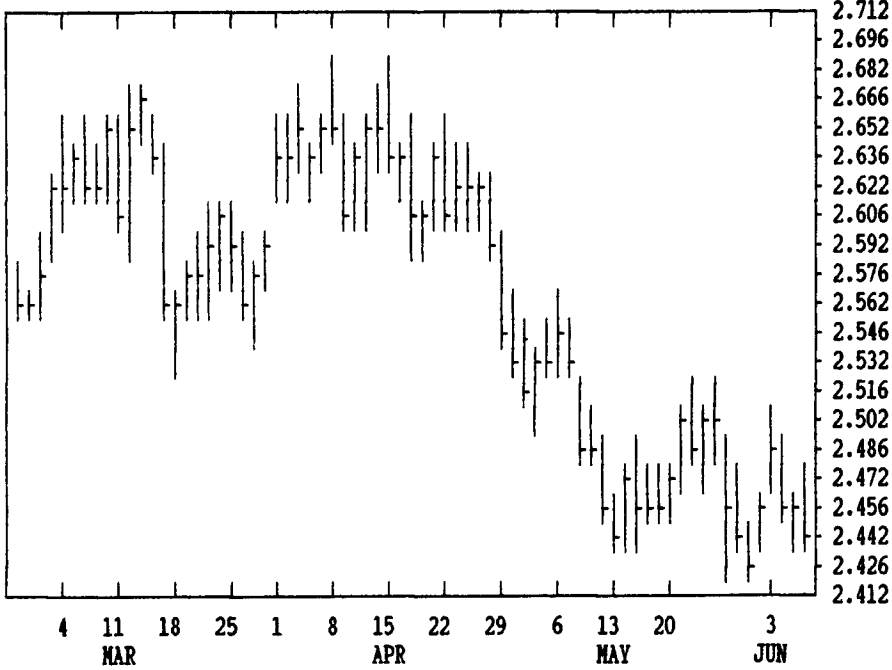
# GRAIN, CATTLE AND HOG FUTURES MARKETS

From DTN farmer satellite daily update. Service phone: (717) 731-1520

(Closing bids: Thursday, June 6)

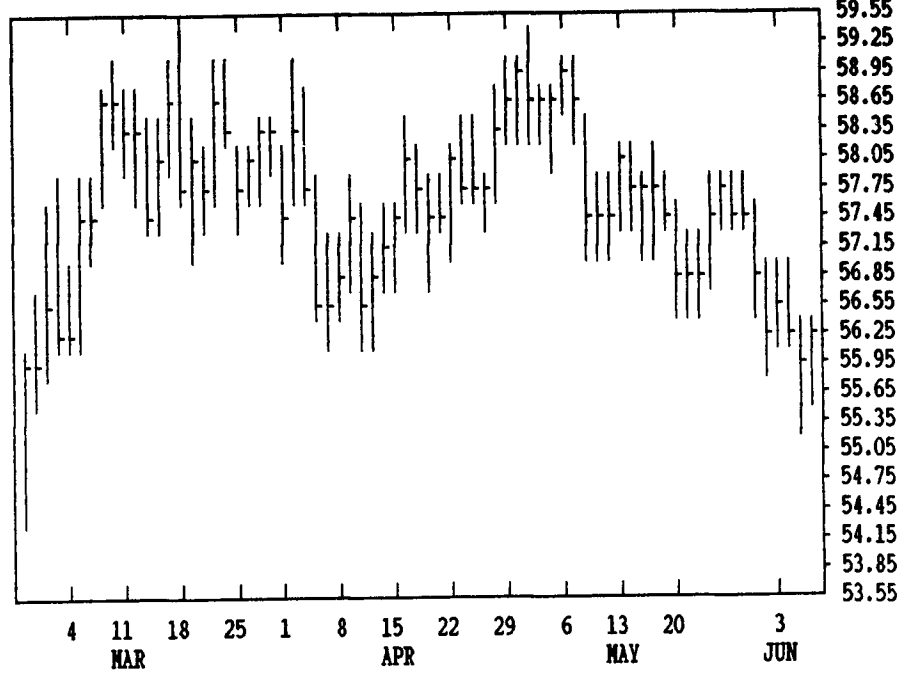
DTN GRAINS 16 JULY CORN

CONTRACT HIGH: 3.082 LOW: 2.414



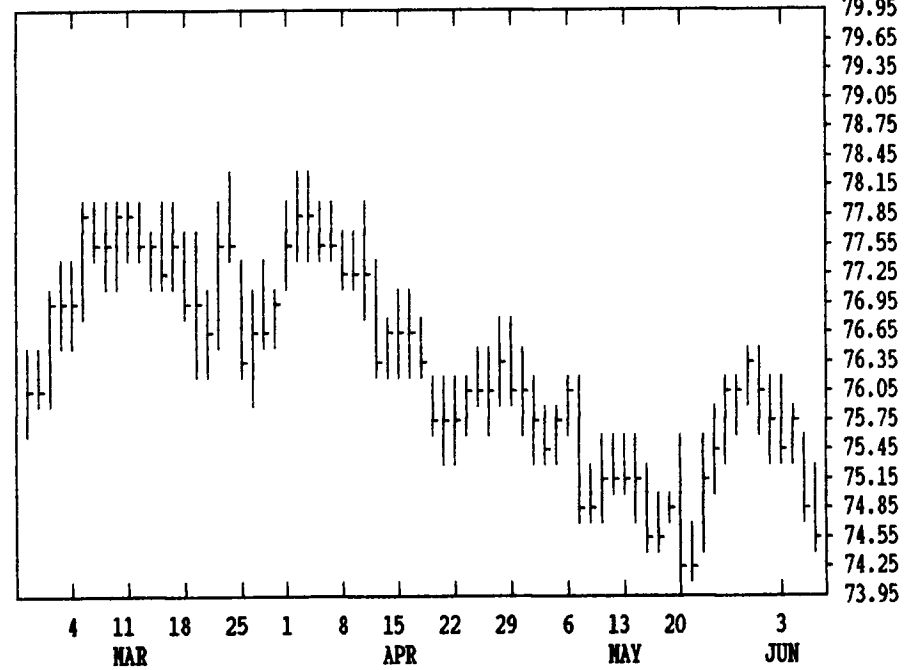
DTN LIVESTOCK 17 JUNE HOGS

CONTRACT HIGH: 59.30 LOW: 47.70



DTN LIVESTOCK 18 JUNE CATTLE

CONTRACT HIGH: 78.37 LOW: 72.15



DTN FUTURES 10 06/06/91		TECHNICAL POINTS					SLOW STOCHASTIC			
PRICES ARE DECIMAL		MOVING AVERAGES			RSI'S		5 DAY		20 DAY	
CONTRACT	CLOSE	4-DAY	9-DAY	18-DAY	45-DAY	9DAY	14DAY	30DAY	%K	%D
WHEAT JLY	291.00	292.06	290.36	291.85	291.13	49.7	50.1	51.1	74	70
WHEAT DEC	309.00	309.94	309.72	311.99	312.60	44.3	46.0	50.4	70	64
KC JLY	289.00	289.75	289.28	292.21	291.84	45.1	46.5	49.5	58	57
KC DEC	303.75	304.62	304.72	307.29	308.21	43.1	44.9	49.7	46	49
MINN W DEC	299.00	300.25	300.64	303.33	308.21	35.4	37.4	45.2	47	52
CORN JLY	245.00	246.81	246.50	247.11	254.62	40.6	40.6	42.5	38	52
CORN SEP	246.75	246.56	245.75	246.39	253.40	48.8	45.8	44.6	58	63
CORN DEC	247.75	246.94	245.67	246.18	252.84	52.6	48.5	47.2	67	70

BEANS JLY	580.50	581.37	578.94	576.82	588.00	51.1	48.5	46.2	46	60
BEANS AUG	584.00	584.50	582.25	580.54	592.39	50.8	48.1	46.0	45	59
BEANS NOV	593.00	592.75	591.03	589.40	603.25	50.7	47.8	45.8	48	58
MEAL JLY	175.60	174.42	173.62	173.20	174.40	64.6	57.8	51.5	66	62
OIL JLY	20.02	20.29	20.21	20.10	20.90	42.5	42.0	41.9	23	46
CATTLE JUN	74.67	75.30	75.72	75.33	75.93	34.2	38.3	42.9	12	21
CATTLE AUG	72.82	73.31	73.72	73.35	74.08	34.1	38.1	42.4	9	13
FEEDER AUG	88.12	88.46	88.50	87.64	87.45	54.2	56.0	56.5	25	53
HOGS JUN	56.22	56.37	56.85	57.18	57.54	35.6	38.8	46.2	30	26
HOGS JLY	55.15	54.91	55.35	55.61	56.42	42.9	42.6	46.5	48	34
BELLY JLY	57.22	57.99	58.36	58.11	60.30	41.6	42.5	44.0	28	43

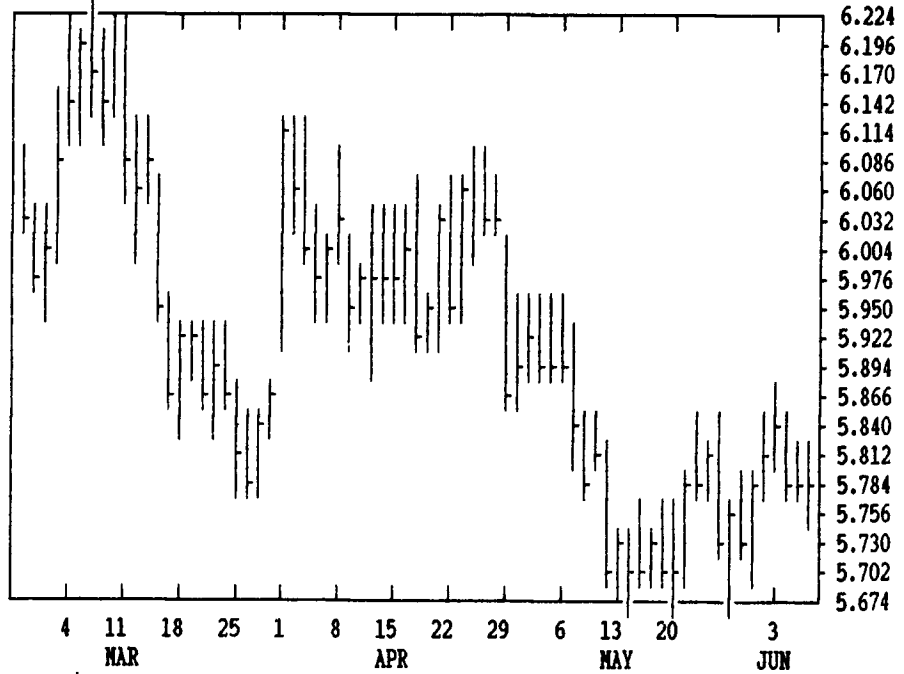
LIVE CATTLE				FEEDER CATTLE				LIVE HOGS			
HIGH	LOW	LAST	CHG	HIGH	LOW	LAST	CHG	HIGH	LOW	LAST	CHG
JUN 7515	7465	7467*	-35	AUG 8857	8805	8812*	-10	JUN 5630	5580	5622*	+17
AUG 7335	7280	7282*	-27	SEP 8730	8675	8680*	-25	JUL 5522	5452	5515*	+32
OCT 7540	7490	7495*	-32	OCT 8715	8650	8670*	-27	AUG 5205	5140	5200*	+32
DEC 7615	7572	7580*	-2	NOV 8710	8640	8655*	-35	OCT 4702	4650	4700*	+35
FEB 7572	7535	7545*	+2	JAN 8705	8630	8642*	-50	DEC 4730	4685	4710*	+25
APR 7632	7587	7590*	0	MAR 8652	8595	8595*	-40	FEB 4700	4680	4682*	+17
JUN 7460	7402	7460*	+20	APR 8635	8590	8590*	-27	APR 4535	4505	4512*	+10
AUG				MAY 8590	8520	8520*	-42	JUN 4920	4910	4910*	+10

SWISS FRANC				EURODOLLAR				PORK BELLIES			
HIGH	LOW	LAST	CHG	HIGH	LOW	LAST	CHG	HIGH	LOW	LAST	CHG
JUN 6676	6635	6639*	-38	JUN 9382	9378	9379*	0	JUL 5830	5652	5722*	+10
SEP 6643	6605	6607*	-37	SEP 9355	9349	9352*	0	AUG 5530	5340	5417*	+12
DEC 6600	6583	6583*	-37	DEC 9304	9295	9298*	-1	FEB 5715	5630	5645*	-30
BRITISH POUND				MAR 9286				9275 9278* -3			
JUN 16920	16792	16840*	-64	JUN 9246	9234	9238*	-5	MAY 5600	5600	5600*	-60
SEP 16720	16582	16634*	-64	SEP 9218	9204	9208*	-7	JUL 5630	5630	5630*	-20
DEC 16514	16460	16472*	-64	S&P 500 INDEX				W. GERMAN MARK			
JAPANESE YEN				JUN 38710	38360	38435*	-155	JUN 5717	5689	5698*	-13
JUN 7190	7171	7180*	+6	SEP 38980	38635	38715*	-150	SEP 5676	5648	5657*	-13
SEP 7163	7146	7155*	+6	DEC 39280	38960	39020*	-155	DEC 5634	5620	5621*	-13
DEC 7143	7138	7140*	+6	MAR 39610	39260	39340*	-160	MAR 5608	5595	5595*	-13

CORN				CHICAGO WHEAT				K.C. WHEAT			
HIGH	LOW	LAST	CHG	HIGH	LOW	LAST	CHG	HIGH	LOW	LAST	CHG
JUL 2482	2442	2450*	-6	JUL 2924	2904	2910*	-14	JUL 2902	2890	2890*	-12
SEP 2494	2444	2466*	+12	SEP 2982	2962	2970*	-14	SEP 2954	2940	2942*	-10
DEC 2504	2454	2476*	+14	DEC 3104	3082	3090*	-10	DEC 3046	3034	3036*	-10
MAR 2580	2532	2554*	+12	MAR 3164	3140	3162*	-2	MAR 3096	3080	3084*	-10
MAY 2626	2586	2600*	+4	MAY 3120	3110	3120*	+4	MAY 3040	3040	3040*	-4
JUL 2670	2644	2650*	+4	JUL 3060	3050	3050*	-4	MINN WHEAT			
SEP 2584	2584	2584*	+24	OATS				JUL 2860	2846	2850*	-10
DEC 2576	2560	2570*	+16	JUL 1226	1212	1220*	+2	SEP 2894	2884	2886*	-12
SOYBEANS				SEP 1282	1270	1274*	+2	DEC 3000	2986	2990*	-12
JUL 5824	5772	5804*	0	DEC 1364	1352	1360*	+4	MAR 3090	3086	3086*	-14
AUG 5854	5804	5840*	+4	MAR 1432	1430	1432*	0	MAY		3120*	-6
SEP 5870	5814	5850*	-2	SOYBEAN MEAL				SOYBEAN OIL			
NOV 5944	5890	5930*	+14	JUL 1757	1734	1756*	+13	JUL 2022	2002	2002*	-14
JAN 6050	6000	6036*	+16	AUG 1765	1744	1762*	+9	AUG 2038	2020	2020*	-15
MAR 6160	6110	6144*	+24	SEP 1774	1753	1773*	+14	SEP 2052	2038	2039*	-12
MAY 6240	6200	6224*	+20	OCT 1778	1766	1778*	+12	OCT 2067	2056	2057*	-10
JUL 6294	6250	6270*	+10	DEC 1803	1781	1801*	+11	DEC 2102	2086	2089*	-13
AUG				JAN 1813	1795	1809*	+10	JAN 2120	2105	2105*	-13
SEP				MAR 1820	1812	1817*	+8	MAR 2145	2137	2137*	-12
				MAY 1825	1815	1820*	+5	MAY 2165	2165	2165*	-12

DTN GRAINS 21 JULY SOYBEANS

CONTRACT HIGH: 7.180 LOW: 5.674



DTN GRAINS 23 JULY SOYNEAL

CONTRACT HIGH: 209.0 LOW: 167.9

