

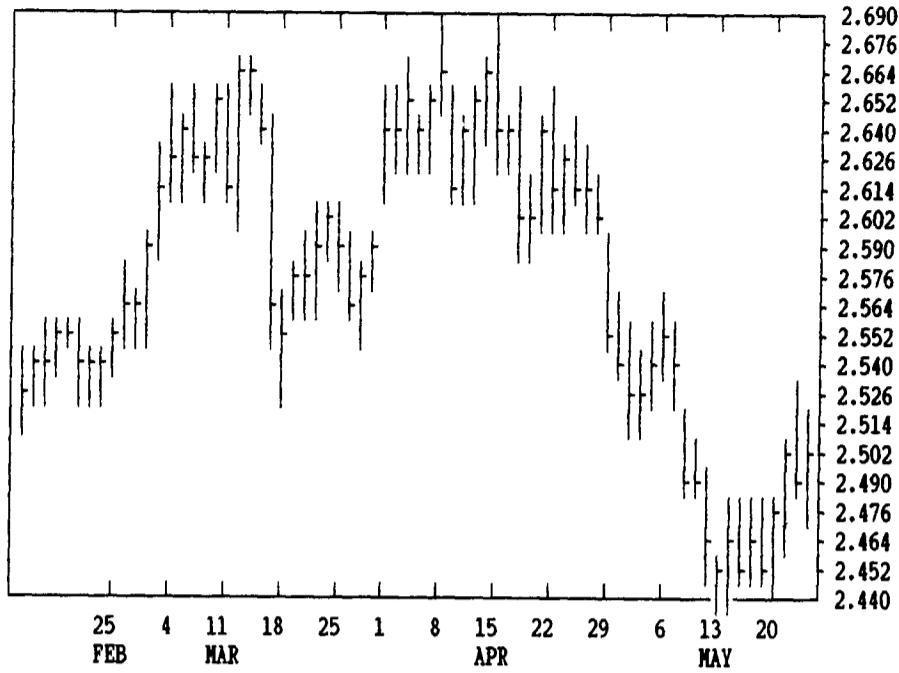
GRAIN, CATTLE AND HOG FUTURES MARKETS

From DTN farmer satellite daily update. Service phone: (717) 731-1520

(Closing bids: Thursday, May 23)

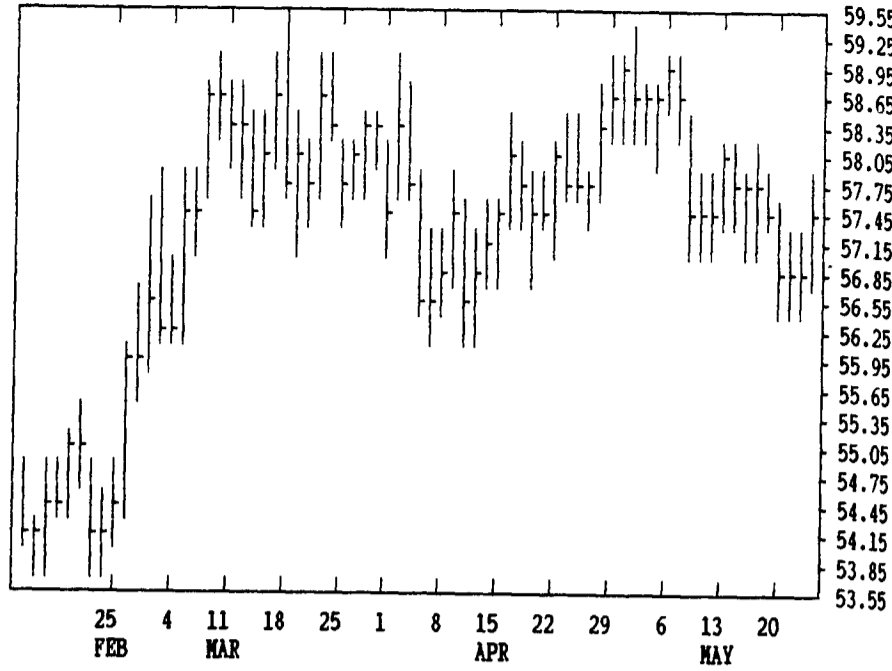
DTN GRAINS 16 JULY CORN

CONTRACT HIGH: 3.082 LOW: 2.414



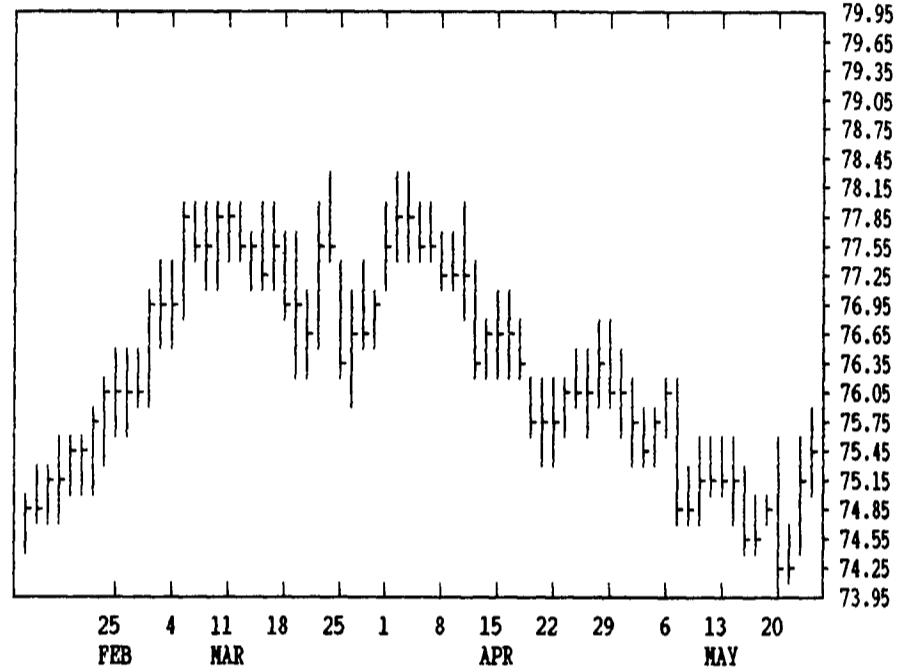
DTN LIVESTOCK 17 JUNE HOGS

CONTRACT HIGH: 59.30 LOW: 47.70



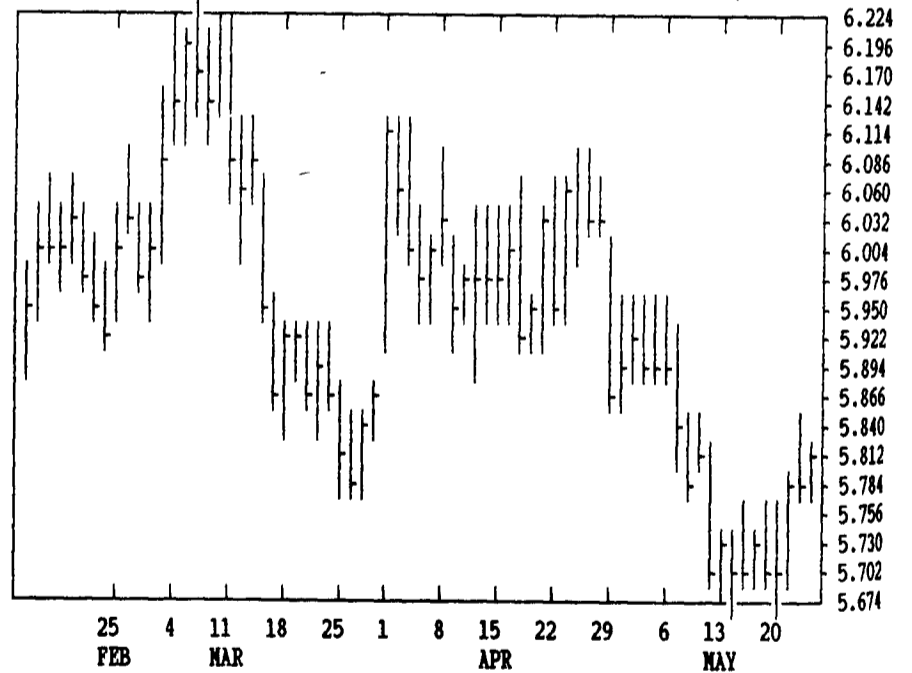
DTN LIVESTOCK 18 JUNE CATTLE

CONTRACT HIGH: 78.37 LOW: 72.15



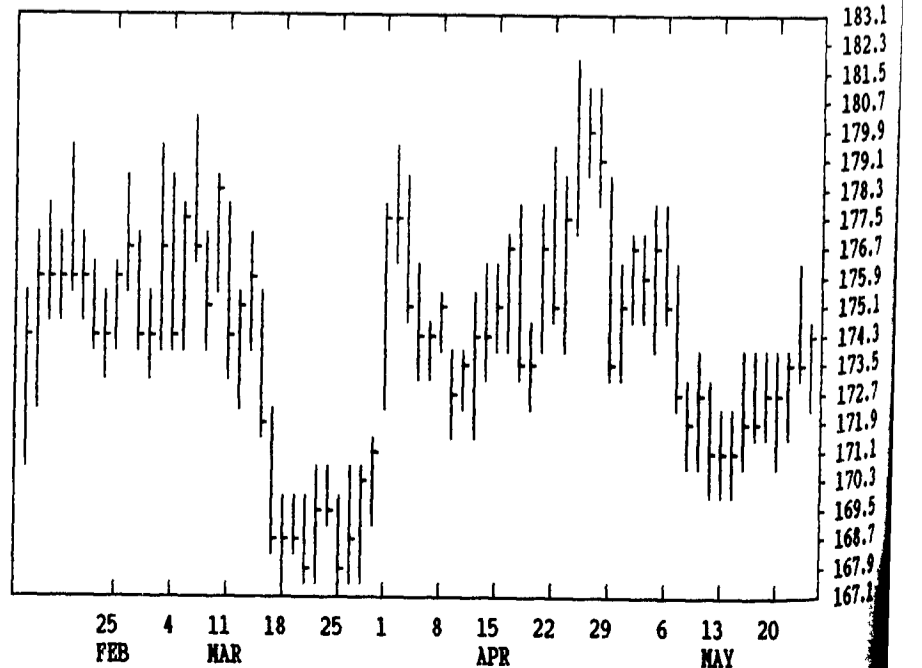
DTN GRAINS 21 JULY SOYBEANS

CONTRACT HIGH: 7.180 LOW: 5.674



DTN GRAINS 23 JULY SOYMEAL

CONTRACT HIGH: 209.0 LOW: 167.9



DTN FUTURES 10 05/23/91

TECHNICAL COMMENTS

	PAST WEEK'S (ENDING 05/17)			APR'S (ENDING 04/30)		CURRENT	
	HIGH	LOW	CLOSE	HIGH	LOW	SUPPORT	RESISTANCE
MAY WHT	2.88	2.81 3/4	2.82 1/2	2.94	2.67 1/2	.	.
JUL WHT	2.96 1/4	2.88 1/4	2.88 1/2	3.03 1/2	2.79	2.79	3.00
KC MAY	2.95 1/2	2.91 1/2	2.91 1/2	2.94	2.77 1/2	.	.
KC JULY	2.97 1/4	2.91 1/4	2.91 3/4	3.01 1/2	2.81 1/2	2.80	3.00
MINN JLY	2.92	2.87	2.87	3.03 3/4	2.84 1/4	2.84 1/4	2.93
MAY CORN	2.42	2.36 1/2	2.39 1/4	2.61 1/4	2.46 1/4	.	.
JLY CORN	2.48 1/2	2.44	2.46	2.68 1/2	2.53 3/4	2.41-2.43	2.53 1/4
DEC91 CN	2.48	2.41 1/2	2.45 1/2	2.67	2.50	2.41 1/2	2.51 3/4

MAY BNS	5.66 1/2	5.59	5.64	6.01	5.75 1/2	.	.
JLY BNS	5.76 1/4	5.67 1/2	5.72 1/4	6.13 1/4	5.88	5.59	6.00
NOV91 BN	5.89 1/2	5.79	5.85	6.33	6.05	5.79	6.01
MAY NEAL	171.00	168.50	170.50	178.00	168.20	172.00	JLY 177.50
MAY OIL	20.07	19.65	19.78	22.29	20.37	18.37	JLY 20.80
JUN CTTL	75.52	74.60	74.92	78.37	75.52	74.00	76.27
AUG CTTL	73.62	72.70	73.12	75.50	74.30	72.00	74.27
MAY FDRS	89.27	88.65	89.00	89.15	87.42	85.80	AUG 88.32
JUN HOGS	58.20	57.25	57.62	59.07	56.25	56.25	59.30
JUL HOGS	56.85	55.50	55.85	58.12	55.75	53.50	56.85
MAY BLLS	63.25	59.70	61.10	68.50	61.10	55.42	JLY 59.00

CORN				CHICAGO WHEAT				K.C. WHEAT			
HIGH	LOW	LAST	CHG	HIGH	LOW	LAST	CHG	HIGH	LOW	LAST	CHG
JLY		2510		JLY		2966		JLY		2970	
SEP		2502		SEP		3054		SEP		3030	
DEC		2496		DEC		3180		DEC		3124	
MAR		2574		MAR		3254		MAR		3182	
MAY		2610		MAY		3224		MAY		3130	
JLY		2656		JLY		3100		MINN WHEAT			
SEP				OATS				JLY		2904	
DEC		2586		JLY		1310		SEP		2966	
MAR				SEP		1364		DEC		3074	
SOYBEANS				DEC		1446		MAR		3180	
JLY	5824	5780	5820* +24	MAR		1524		MAY		3230	
AUG	5870	5824	5866* +32	SOYBEAN MEAL				SOYBEAN OIL			
SEP	5884	5842	5882* +34	JLY	1747	1726	1743* +5	JLY	2044	2013	2043* +27
NOV	5974	5922	5972* +40	AUG	1753	1741	1753* +5	AUG	2061	2033	2059* +23
JAN	6080	6034	6080* +42	SEP	1767	1755	1767* +6	SEP	2078	2053	2076* +21
MAR	6190	6146	6190* +44	OCT	1778	1765	1778* +4	OCT	2095	2072	2090* +20
MAY	6274	6224	6274* +54	DEC	1803	1790	1802* +8	DEC	2127	2102	2126* +24
JLY	6334	6284	6332* +32	JAN	1810	1797	1810* +8	JAN	2140	2128	2140* +24
AUG				MAR	1820	1807	1820* +5	MAR	2172	2160	2172* +26
SEP				MAY	1833	1820	1825* +15	MAY	2202	2195	2202* +25

LIVE CATTLE				FEEDER CATTLE				LIVE HOGS			
HIGH	LOW	LAST	CHG	HIGH	LOW	LAST	CHG	HIGH	LOW	LAST	CHG
JUN	7575	7525	7552* +30	AUG		8745		JUN	5775	5705	5762* +67
AUG	7372	7327	7350* +27	SEP		8620		JULY	5585	5515	5580* +72
OCT	7507	7470	7487* +10	OCT		8617		AUG	5290	5240	5277* +55
DEC	7567	7530	7547* +7	NOV		8612		OCT	4777	4735	4765* +55
FEB	7520	7487	7492* +2	JAN		8602		DEC	4777	4727	4750* +47
APR	7575	7555	7575* +20	MAR		8540		FEB	4750	4730	4750* +35
JUN	7435	7405	7435* +15	APR		8500		APR	4575	4550	4557* +2
AUG				MAY				JUN	4975	4975	4975* 0
SWISS FRANC				EURODOLLAR				PORK BELLIES			
JUN	6880	6803	6859* +15	JUN	9394	9394*	+1	JLY		5830	
SEP	6844	6770	6823* +14	SEP	9375	9370	9373* 0	AUG		5472	
DEC	6810	6760	6800* +15	DEC	9327	9321	9325* +2	FEB		5637	
BRITISH POUND				MAR	9309	9304	9307* +2	MAR		5630	
JUN	17326	17102	17294* +80	JUN	9269	9263	9266* +2	MAY		5650	
SEP	17110	16890	17080* +82	SEP	9235	9228	9232* +3	JLY		5650	
DEC	16940	16720	16910* +82	S&P 500 INDEX				W. GERMAN MARK			
JAPANESE YEN				JUN	37940	37400	37585*-165	JUN	5838	5767	5829* +32
JUN	7263	7230	7249* -1	SEP	38200	37670	37855*-165	SEP	5794	5728	5787* +31
SEP	7234	7205	7221* -1	DEC	38465	37950	38135*-150	DEC	5750	5710	5750* +31
DEC	7205	7199	7202* -1	MAR	38750	38240	38410*-210	MAR	5722	5691	5722* +31