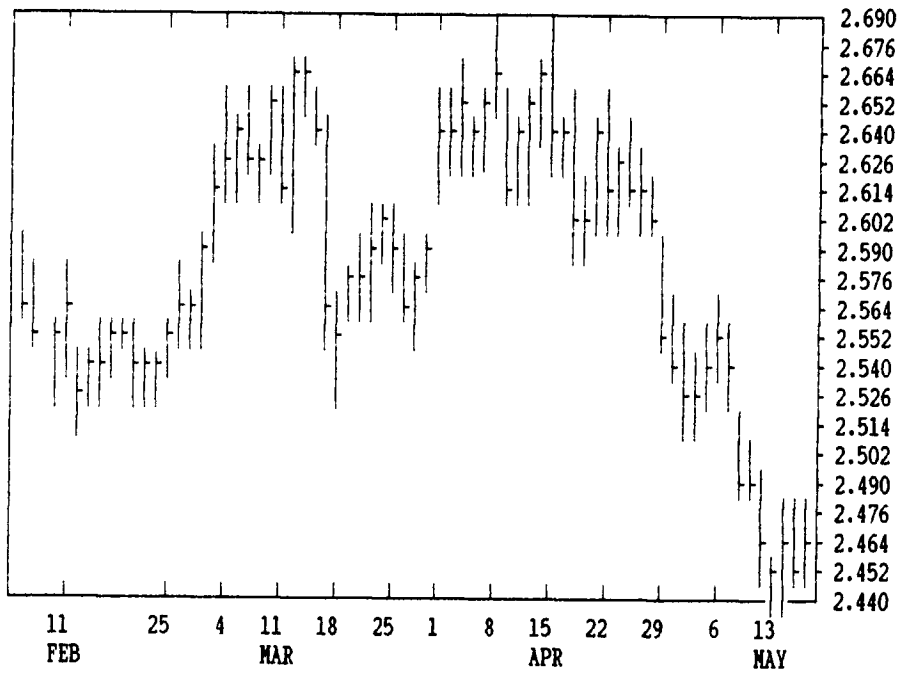


# GRAIN, CATTLE AND HOG FUTURES MARKETS

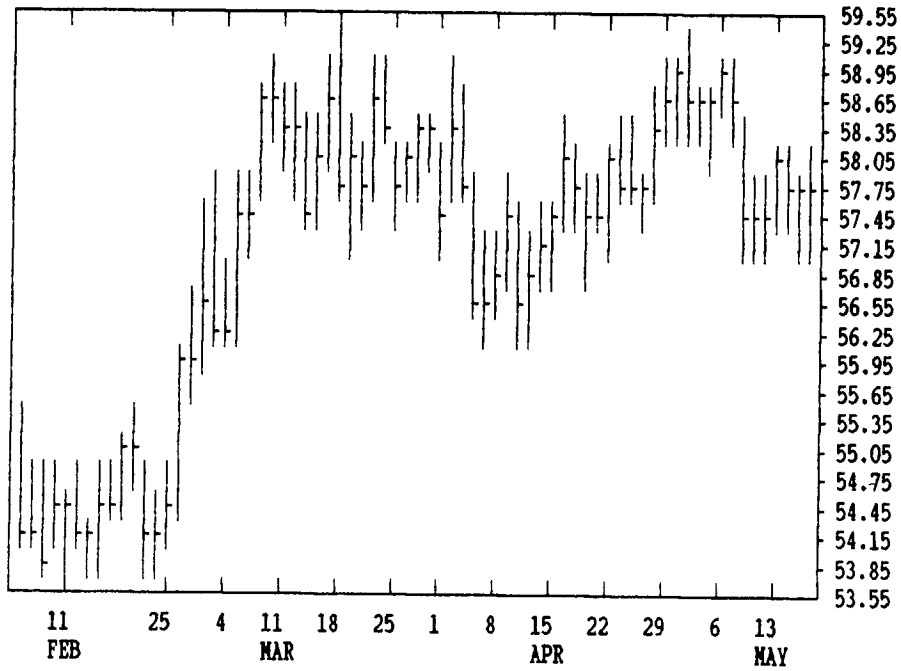
From DTN farmer satellite daily update. Service phone: (717) 731-1520

(Closing bids: Thursday, May 16)

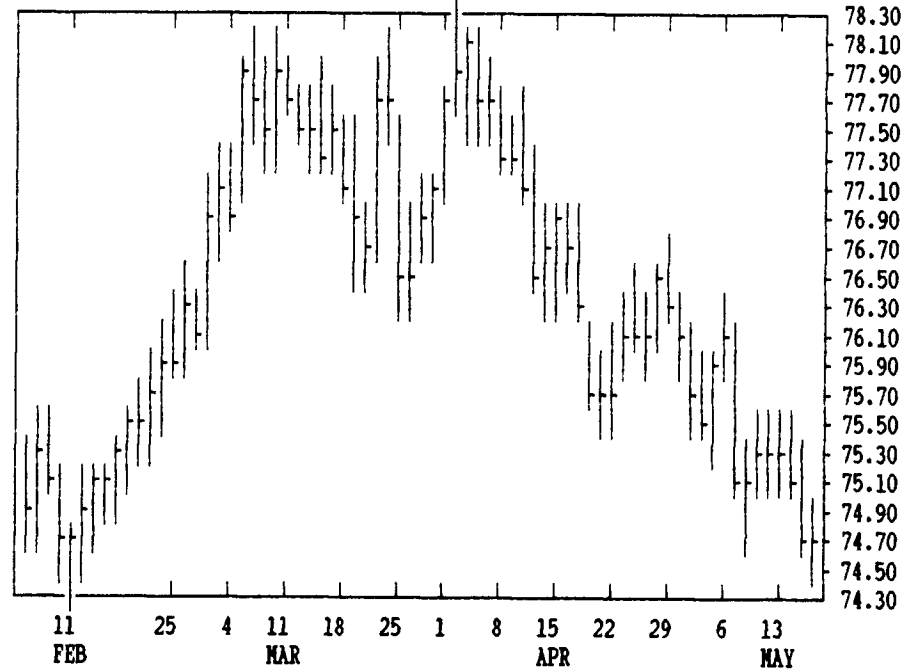
DTN GRAINS 16 JULY CORN CONTRACT HIGH: 3.082 LOW: 2.414



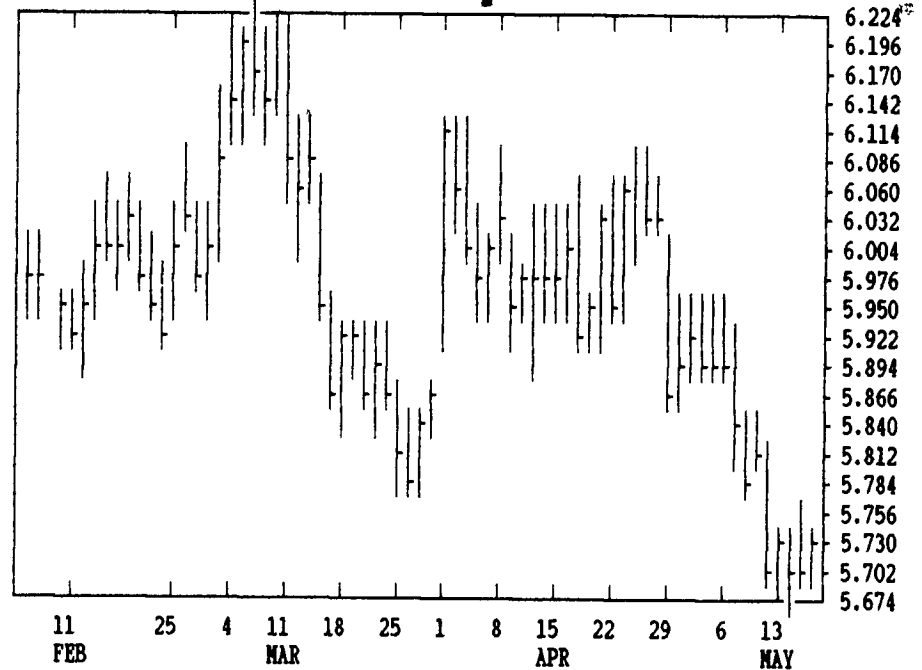
DTN LIVESTOCK 17 JUNE HOGS CONTRACT HIGH: 59.30 LOW: 47.70



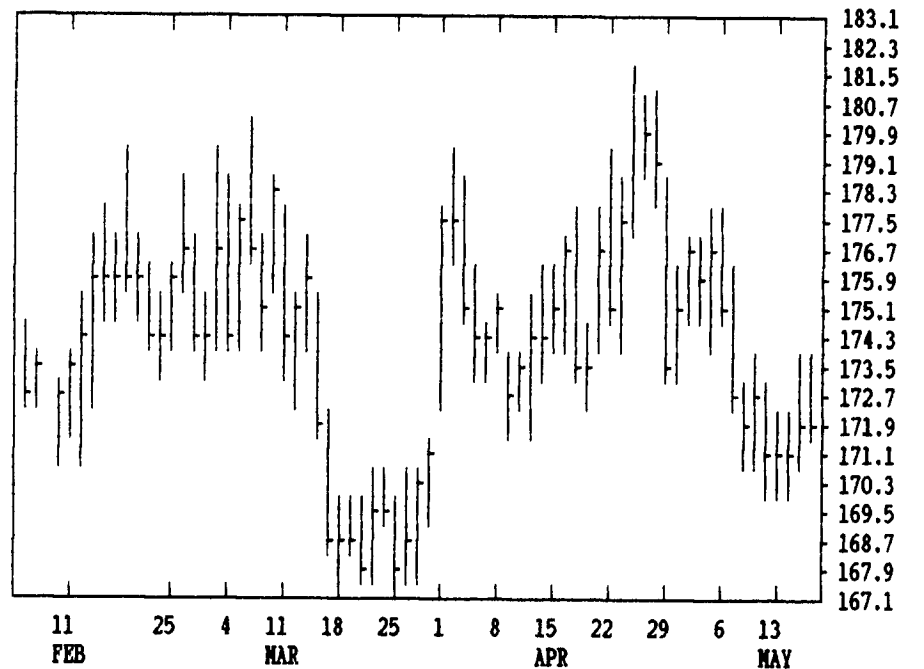
DTN LIVESTOCK 18 JUNE CATTLE CONTRACT HIGH: 78.37 LOW: 72.15



DTN GRAINS 21 JULY SOYBEANS CONTRACT HIGH: 7.180 LOW: 5.674



DTN GRAINS 23 JULY SOYNEAL CONTRACT HIGH: 209.0 LOW: 167.9



DTN FUTURES	10 05/16/91			TECHNICAL COMMENTS			
	PAST WEEK'S (ENDING 05/10)			APR'S (ENDING 04/30)		CURRENT	
	HIGH	LOW	CLOSE	HIGH	LOW	SUPPORT	RESISTANCE
MAY WHT	2.87 3/4	2.77 1/2	2.87 3/4	2.94	2.67 1/2	.	.
JUL WHT	2.96	2.86	2.95 3/4	3.03 1/2	2.79	2.79	3.00
KC MAY	2.91	2.84 1/2	2.91	2.94	2.77 1/2	.	.
KC JULY	2.96	2.88 1/2	2.95 3/4	3.01 1/2	2.81 1/2	2.80	3.00

MAY CORN	2.47 3/4	2.38 1/4	2.38 1/2	2.61 1/4	2.46 1/4	.	.
JLY CORN	2.50 1/4	2.46	2.54 1/4	2.68 1/2	2.53 3/4	2.41-2.43	2.53 1/4
DEC91 CN	2.55 3/4	2.43 1/4	2.43 3/4	2.67	2.50	2.41 1/2	2.51 3/4
MAY BNS	5.87 1/2	5.62 1/4	5.64 1/2	6.01	5.75 1/2	.	.
JLY BNS	5.94 3/4	5.71	5.72 1/4	6.13 1/4	5.88	5.70?	6.00
NOV91 BN	6.06 3/4	5.85	5.87 1/4	6.33	6.05	5.83 1/2?	6.18
MAY MEAL	175.00	168.40	169.90	178.00	168.20	170.00	JLY 177.50
MAY OIL	20.68	19.95	19.97	22.29	20.37	19.80	JLY 21.20

JUN CCTL	76.27	74.82	75.25	78.37	75.52	74.37	76.27
AUG CCTL	74.45	73.15	73.20	75.50	74.30	72.00	74.27
MAY FDRS	89.00	88.75	88.77	89.15	87.42	86.12	AUG 88.32
JUN HOGS	59.10	57.10	57.47	59.07	56.25	56.25	59.30
JUL HOGS	58.12	55.92	56.40	58.12	55.75	55.50?	58.40
MAY BLLS	65.20	59.27	59.27	68.50	61.10	57.10	JLY 61.00

CORN				CHICAGO WHEAT				K.C. WHEAT						
	HIGH	LOW	LAST CHG		HIGH	LOW	LAST CHG		HIGH	LOW	LAST CHG			
MAY	2394	2374	2392*	+12	MAY	2850	2830	2834*	-4	MAY	2932	2926	2926*	-2
JLY	2474	2454	2464*	+10	JLY	2922	2890	2892*	-14	JLY	2944	2922	2930*	-2
SEP	2470	2452	2460*	+4	SEP	3002	2976	2982*	-6	SEP	2994	2974	2984*	0
DEC	2470	2446	2460*	+6	DEC	3130	3100	3100*	-16	DEC	3090	3070	3072*	-6
MAR	2536	2520	2534*	+4	MAR	3204	3180	3180*	-20	MAR	3126	3126	3126*	-10
MAY	2580	2570	2570*	-2	MAY	3180	3164	3164*	-24	MINN WHEAT				
JLY	2624	2610	2614*	-6	OATS				MAY	2860	2844	2860*	+4	
SEP					MAY	1270	1264	1270*	+26	JLY	2882	2870	2874*	0
DEC					JLY	1296	1280	1286*	+6	SEP	2942	2932	2936*	0
SOYBEANS				SEP	1354	1340	1350*	+10	DEC	3050	3042	3042*	-2	
MAY	5654	5614	5630*	+10	DEC	1442	1424	1430*	+6	MAR			3134*	-4
JLY	5746	5716	5730*	+16	SOYBEAN MEAL				SOYBEAN OIL					
AUG	5784	5760	5764*	+16	MAY	1710	1696	1702*	0	MAY	1988	1966	1973*	+7
SEP	5794	5774	5786*	+24	JLY	1734	1718	1724*	+2	JLY	2008	1985	1991*	+6
NOV	5876	5854	5870*	+26	AUG	1742	1730	1736*	+7	AUG	2025	2004	2008*	+4
JAN	5984	5966	5976*	+24	SEP	1752	1742	1747*	+5	SEP	2040	2026	2028*	+6
MAR	6094	6080	6090*	+30	OCT	1758	1750	1756*	+5	OCT	2060	2043	2043*	+4
MAY	6190	6170	6174*	+14	DEC	1782	1771	1777*	+7	DEC	2093	2070	2077*	+7
JLY	6244	6220	6220*	+12	JAN	1785	1780	1782*	+2	JAN	2105	2090	2092*	+12
AUG					MAR	1795	1790	1792*	+5	MAR	2133	2123	2123*	+12

LIVE CATTLE				FEEDER CATTLE				LIVE HOGS						
	HIGH	LOW	LAST CHG		HIGH	LOW	LAST CHG		HIGH	LOW	LAST CHG			
JUN	7487	7460	7477*	0	MAY	8900	8865	8890*	+20	JUN	5810	5730	5792*	+22
AUG	7287	7270	7280*	+7	AUG	8660	8612	8660*	+12	JLY	5670	5575	5660*	+27
OCT	7472	7455	7462*	+2	SEP	8580	8545	8565*	-17	AUG	5352	5290	5337*	+2
DEC	7527	7500	7507*	+2	OCT	8575	8540	8572*	-5	OCT	4827	4775	4802*	-2
FEB	7495	7480	7482*	0	NOV	8565	8535	8560*	-12	DEC	4795	4760	4762*	-2
APR	7570	7540	7542*	-7	JAN	8570	8542	8562*	-7	FEB	4770	4740	4760*	-10
JUN	7415	7395	7407*	+10	MAR	8500	8490	8500*	-20	APR	4595	4580	4582*	-15
AUG					APR	8450	8440	8450*	-20	JUN	4995	4995	4995*	0
SWISS FRANC				EURODOLLAR				PORK BELLIES						
JUN	6976	6924	6947*	-53	JUN	9390	9389	9389*	0	MAY	6325	6110	6310*	+35
SEP	6937	6887	6909*	-55	SEP	9369	9364	9367*	0	JLY	6100	5800	5960*	-15
DEC	6905	6860	6882*	-56	DEC	9322	9318	9320*	0	AUG	5815	5507	5670*	+5
BRITISH POUND				S&P 500 INDEX				W. GERMAN MARK						
JUN	17456	17366	17422*	-30	JUN	9297	9294	9296*	+2	FEB	5790	5630	5730*	+30
SEP	17250	17150	17210*	-30	JUN	9254	9250	9253*	+3	MAR	5740	5700	5740*	0
DEC	17070	16990	17040*	-26	SEP	9217	9213	9216*	+3	MAY			5800a	
JAPANESE YEN				JUN 37380 37065 37285*+320				JUN 5909 5873 5890* -30						
JUN	7298	7250	7268*	-18	SEP	37625	37330	37545*+325	SEP	5865	5830	5846*	-29	
SEP	7270	7227	7243*	-18	DEC	37900	37550	37810*+320	DEC	5808	5795	5808*	-29	
DEC	7227	7220	7227*	-18	MAR	38170	38080	38085*+345	MAR	5782	5776	5776*	-30	