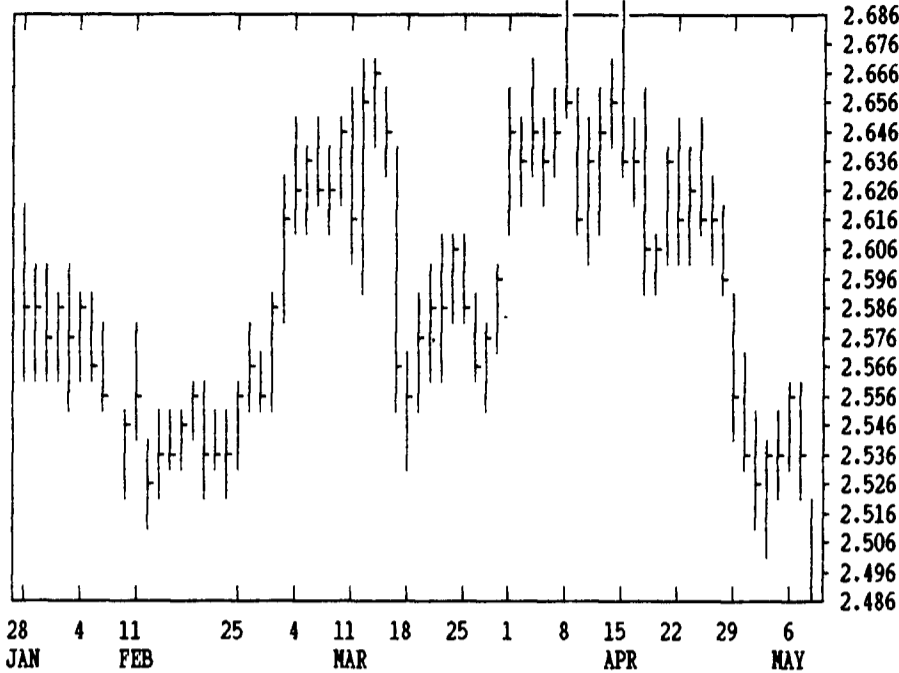


GRAIN, CATTLE AND HOG FUTURES MARKETS

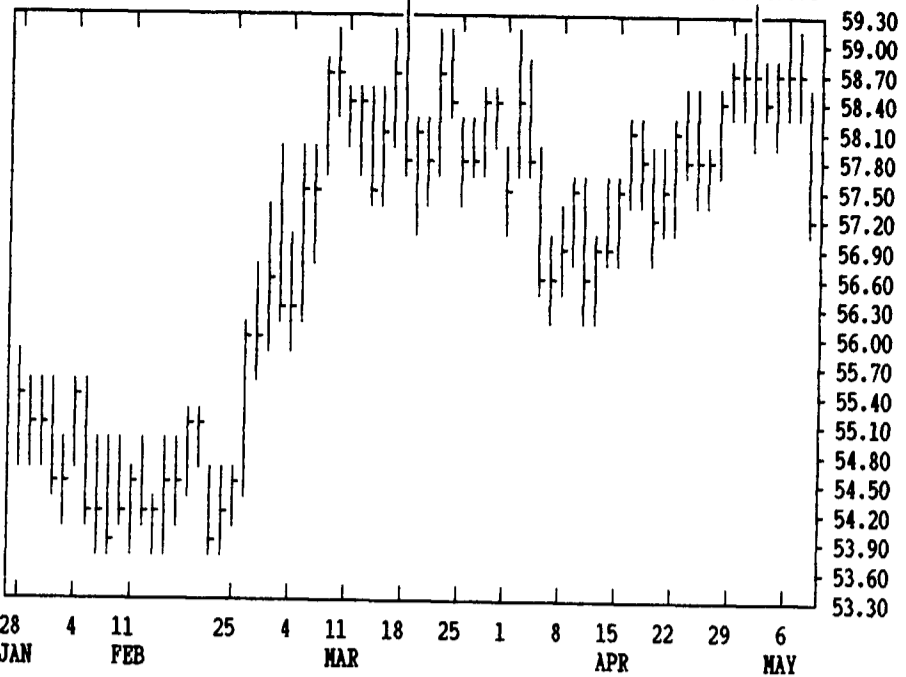
From DTN farmer satellite daily update. Service phone: (717) 731-1520

(Closing bids: Thursday, May 9)

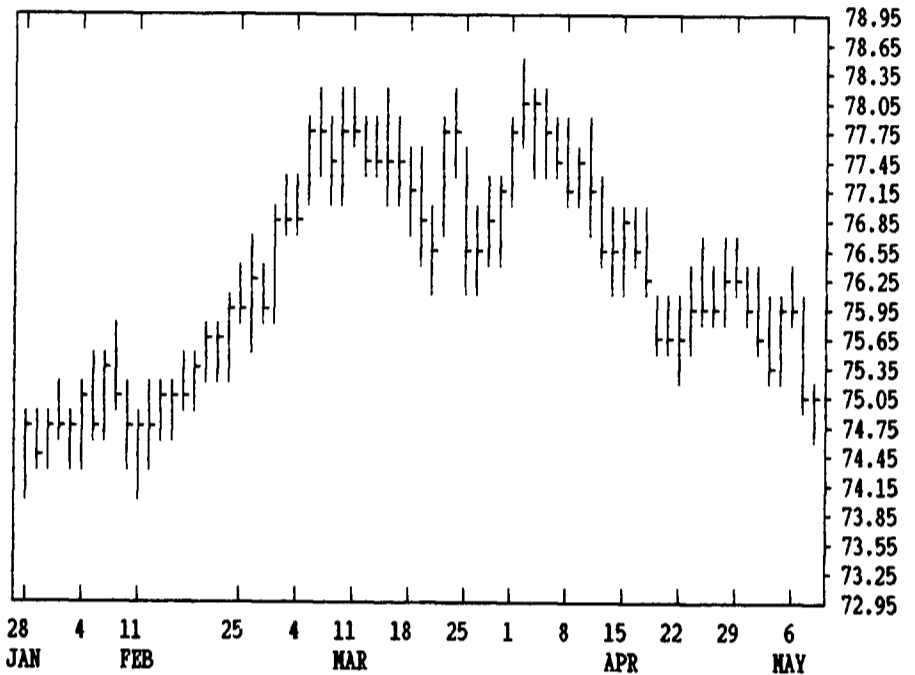
DTN GRAINS 16 JULY CORN CONTRACT HIGH: 3.082 LOW: 2.414



DTN LIVESTOCK 17 JUNE HOGS CONTRACT HIGH: 59.30 LOW: 47.70



DTN LIVESTOCK 18 JUNE CATTLE CONTRACT HIGH: 78.37 LOW: 72.15



DTN FUTURES 10 05/09/91

TECHNICAL COMMENTS

	PAST WEEK'S (ENDING 05/03)			APR'S (ENDING 04/30)		CURRENT	
	HIGH	LOW	CLOSE	HIGH	LOW	SUPPORT	RESISTANCE
MAY WHT	2.77	2.67 1/2	2.77	2.94	2.67 1/2	.	.
JUL WHT	2.87	2.79	2.87	3.03 1/2	2.79	2.79	2.94 1/4
KC MAY	2.86	2.77 1/2	2.85	2.94	2.77 1/2	.	.
KC JULY	2.89 1/2	2.81 1/2	2.88 3/4	3.01 1/2	2.81 1/2	2.80	3.00

MAY CORN	2.52	2.43 3/4	2.45 3/4	2.61 1/4	2.46 1/4	.	.
JLY CORN	2.59 1/4	2.51 1/4	2.54 1/4	2.68 1/2	2.53 3/4	2.41-2.43	2.53 1/4
DEC91 CN	2.53 3/4	2.50	2.53	2.67	2.50	2.44	2.51 3/4
MAY BNS	5.89 1/2	5.75 1/2	5.84	6.01	5.75 1/2	.	.
JLY BNS	6.01 1/2	5.88	5.91 1/4	6.13 1/4	5.88	5.76	6.00
NOV91 BN	6.17 1/4	6.03	6.03 1/2	6.33	6.05	5.90 1/2	6.18
MAY MEAL	176.20	171.10	173.90	178.00	168.20	170.00	JLY 177.50
MAY OIL	21.16	20.23	20.25	22.29	20.37	19.80	JLY 21.20

JUN CTTL	76.72	75.40	75.90	78.37	75.52	74.37	76.27
AUG CTTL	75.10	73.90	74.17	75.50	74.30	72.00	74.27
MAY FDRS	89.37	88.52	89.17	89.15	87.42	86.37	AUG 88.32
JUN HOGS	59.25	58.22	58.75	59.07	56.25	56.25	59.30
JUL HOGS	58.37	57.30	57.82	58.12	55.75	55.75	58.40
MAY BLLS	67.45	64.30	64.82	68.50	61.10	.	JLY 60.95

CORN

	HIGH	LOW	LAST	CHG
MAY	2422	2412	2416*	+2
JLY	2504	2486	2496*	+6
SEP	2486	2470	2480*	+10
DEC	2486	2470	2476*	+2
MAR	2556	2542	2552*	+2
MAY	2600	2586	2590*	0
JLY	2640	2624	2634*	-4
SEP				
DEC				

CHICAGO WHEAT

	HIGH	LOW	LAST	CHG
MAY	2830	2794	2830*	+36
JLY	2916	2874	2914*	+34
SEP	3010	2970	3000*	+24
DEC	3136	3096	3126*	+22
MAR	3212	3174	3200*	+14
MAY	3220	3210	3210*	+10
MAY	1262	1252	1260*	+20
JLY	1290	1262	1286*	+22
SEP	1344	1326	1340*	+20
DEC	1422	1400	1420*	+20

K.C. WHEAT

	HIGH	LOW	LAST	CHG
MAY	2872	2856	2872*	+22
JLY	2924	2894	2920*	+26
SEP	2984	2954	2984*	+30
DEC	3090	3056	3080*	+20
MAR	3150	3114	3134*	+10
MAY	2864	2860	2864*	+14
JLY	2906	2876	2904*	+24
SEP	2966	2946	2966*	+16
DEC	3070	3050	3070*	+20

MINN WHEAT

	HIGH	LOW	LAST	CHG
MAY	2056	2034	2048*	+12
JLY	2080	2057	2073*	+12
AUG	2096	2075	2093*	+14
SEP	2113	2093	2112*	+15
OCT	2130	2110	2122*	+9
DEC	2162	2142	2160*	+15
JAN	2172	2161	2172*	+12
MAR	2205	2192	2202*	+10

SOYBEANS

	HIGH	LOW	LAST	CHG
MAY	5760	5724	5746*	+32
JLY	5846	5806	5824*	+30
AUG	5894	5854	5872*	+26
SEP	5922	5884	5892*	+24
NOV	6006	5964	5986*	+32
JAN	6112	6084	6090*	+20
MAR	6226	6194	6200*	+26
MAY	6300	6280	6290*	+30
JLY	6350	6334	6344*	+24
AUG				

SOYBEAN MEAL

	HIGH	LOW	LAST	CHG
MAY	1713	1698	1704*	+5
JLY	1735	1713	1726*	+9
AUG	1747	1730	1739*	+9
SEP	1760	1742	1750*	+6
OCT	1775	1760	1761*	+3
DEC	1804	1790	1793*	+10
JAN	1812	1810	1810*	+25
MAR	1830	1825	1827*	+20

SOYBEAN OIL

	HIGH	LOW	LAST	CHG
MAY	2056	2034	2048*	+12
JLY	2080	2057	2073*	+12
AUG	2096	2075	2093*	+14
SEP	2113	2093	2112*	+15
OCT	2130	2110	2122*	+9
DEC	2162	2142	2160*	+15
JAN	2172	2161	2172*	+12
MAR	2205	2192	2202*	+10

LIVE CATTLE

	HIGH	LOW	LAST	CHG
JUN	7547	7507	7525*	+18
AUG	7365	7330	7337*	0
OCT	7555	7535	7540*	0
DEC	7585	7567	7577*	-3
FEB	7552	7530	7530*	-12
APR	7620	7600	7600*	0
JUN	7465	7450	7450*	-5
AUG				

FEEDER CATTLE

	HIGH	LOW	LAST	CHG
MAY	8957	8905	8910*	-35
AUG	8682	8637	8650*	0
SEP	8637	8595	8602*	+5
OCT	8615	8585	8595*	+8
NOV	8605	8582	8590*	+5
JAN	8590	8577	8585*	0
MAR	8542	8530	8540*	+5
APR	8597	8570	8597	

LIVE HOGS

	HIGH	LOW	LAST	CHG
JUN	5787	5710	5750*	+8
JLY	5657	5592	5635*	0
AUG	5340	5265	5302*	-13
OCT	4837	4790	4802*	-13
DEC	4820	4755	4770*	-25
FEB	4790	4740	4775*	0
APR	4635	4590	4605*	-10
JUN	5025	5020	5025*	0

SWISS FRANC

	HIGH	LOW	LAST	CHG
JUN	6828	6760	6821*	+4
SEP	6790	6722	6783*	+5
DEC	6758	6700	6758*	+5

EURODOLLAR

	HIGH	LOW	LAST	CHG
JUN	9389	9386	9388*	0
SEP	9366	9359	9365*	+3
DEC	9317	9310	9316*	+2
MAR	9293	9285	9290*	+3
JUN	9249	9241	9248*	+4
SEP	9213	9205	9212*	+4

PORK BELLIES

	HIGH	LOW	LAST	CHG
MAY	6295	6000	6000*	-200
JLY	6095	5780	5787*	-188
AUG	5782	5490	5490*	-200
FEB	5885	5750	5750*	-100
MAR	5797	5680	5680*	-135
MAY				

BRITISH POUND

	HIGH	LOW	LAST	CHG
JUN	17116	16902	17090*	-2
SEP	16920	16706	16888*	-2
DEC	16750	16550	16724*	-2

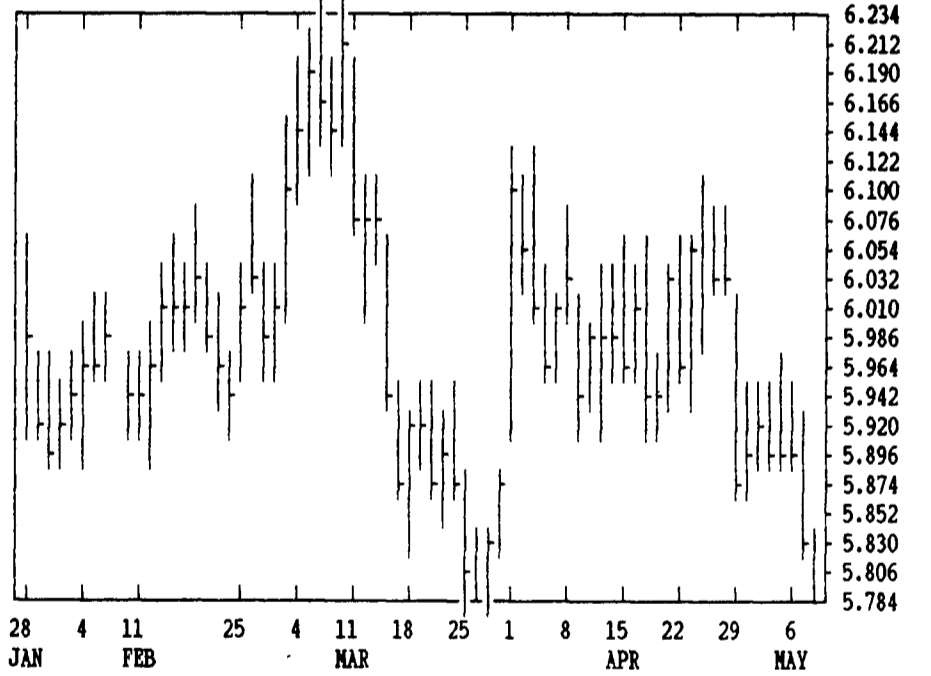
S&P 500 INDEX

	HIGH	LOW	LAST	CHG
JUN	38520	37965	38460*	+455
SEP	38780	38245	38725*	+460
DEC	39050	38530	39010*	+475
MAR	39360	38850	39350*	+490

W. GERMAN MARK

	HIGH	LOW	LAST	CHG
JUN	5768	5704	5757*	0
SEP	5724	5662	5714*	0
DEC	5677	5642	5677*	0
MAR	5647	5647	5647*	0

DTN GRAINS 21 JULY SOYBEANS CONTRACT HIGH: 7.180 LOW: 5.760



DTN GRAINS 23 JULY SOYMEAL CONTRACT HIGH: 209.0 LOW: 167.9

