GRAIN, CATTLE AND HOG FUTURES MARKETS

From DTN farmer satellite daily update. Service phone: (717) 731-1520

(Closing bids: Thursday, May 2)

DTN GRAINS 16 JULY CORN CONTRACT HIGH: 3.082 LOW: 2.414

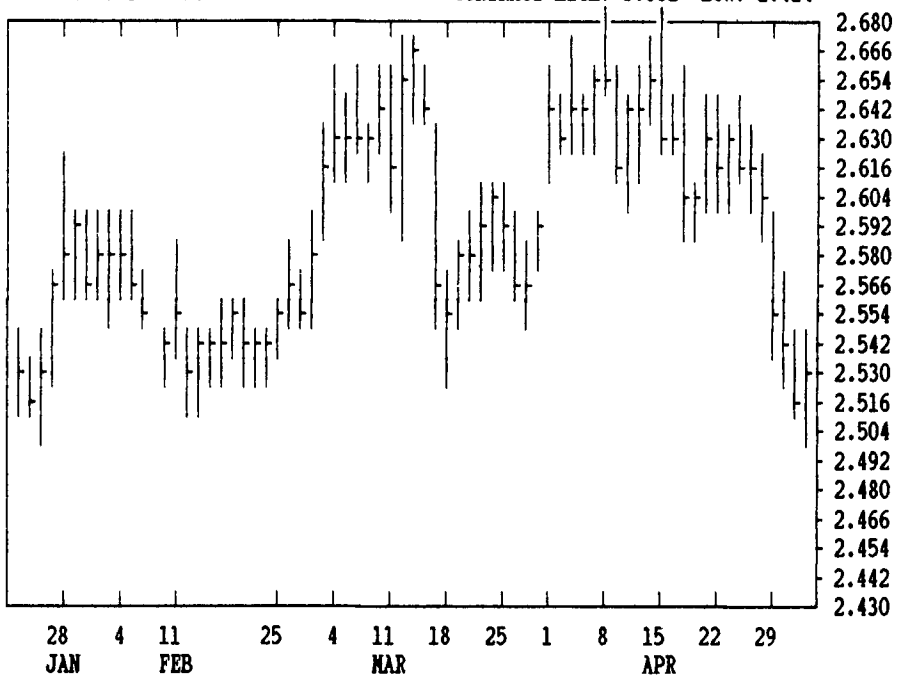

DTN FUTURES 10 05/02/91 TECHNICAL COMMENTS

	PAST WEEK'S (ENDING 04/26) HIGH	LOW	CLOSE	APR'S (ENDING 04/30) HIGH	LOW	CURRENT SUPPORT	RESISTANCE
MAY WHT	2.83 1/4	2.74 1/4	2.75 1/4	2.94	2.67 1/2	.	.
JUL WHT	2.94 1/4	2.85	2.85 3/4	3.03 1/2	2.79	2.68 1/4	2.94 1/4
KC MAY	2.89 1/2	2.83 1/4	2.83 1/4	2.94	2.77 1/2	.	.
KC JULY	2.94 1/2	2.87 1/4	2.87 1/4	3.01 1/2	2.81 1/2	2.80	2.87 1/4
MAY CORN	2.58	2.53	2.53 1/4	2.61 1/4	2.46 1/4	.	.
JLY CORN	2.65	2.60	2.60 1/4	2.68 1/2	2.53 3/4	2.50	2.60
DEC91 CN	2.61 3/4	2.54	2.54 1/4	2.67	2.50	2.44 3/4	2.55
MAY BNS	5.98	5.83	5.91 1/2	6.01	5.75 1/2	.	.
JLY BNS	6.10 1/2	5.95 3/4	6.03 3/4	6.13 1/4	5.88	5.76	6.02 3/4
NOV91 BN	6.25	6.13 3/4	6.19	6.33	6.05	6.00	6.20
MAY MEAL	178.00	171.60	176.60	178.00	168.20	170.00	JLY180.00
MAY OIL	21.45	20.99	21.20	22.29	20.37	19.80	JLY 21.50
JUN CTTL	76.62	75.52	76.47	78.37	75.52	75.50	78.37
AUG CTTL	75.30	74.50	74.95	75.50	74.30	73.80?	76.00
MAY FDRS	88.65	87.50	88.45	89.15	87.42	86.00	89.15
JUN HOGS	58.60	57.25	58.45	59.07	56.25	56.25	59.30
JUL HOGS	57.90	56.42	57.55	58.12	55.75	55.75	58.40
MAY BLLS	65.87	61.10	65.67	68.50	61.10	61.22	JLY 66.10

LIVE CATTLE

	HIGH	LOW	LAST	CHG
JUN	7590	7550	7555*	-22
AUG	7472	7380	7395*	-72
OCT	7640	7582	7600*	-42
DEC	7665	7617	7640*	-27
FEB	7625	7600	7612*	-25
APR	7680	7675	7680*	-5
JUN	7515	7500	7510*	-5
AUG				

FEEDER CATTLE

	HIGH	LOW	LAST	CHG
MAY	8915	8867	8870*	-12
AUG	8810	8725	8737*	-53
SEP	8772	8680	8685*	-65
OCT	8735	8665	8682*	-45
NOV	8715	8675	8675*	-40
JAN	8695	8660	8660*	-35
MAR	8640	8620	8625*	-15
APR				

LIVE HOGS

	HIGH	LOW	LAST	CHG
JUN	5880	5840	5862*	-8
JLY	5780	5732	5757*	-20
AUG	5435	5395	5417*	-18
OCT	4900	4875	4887*	-20
DEC	4845	4820	4830*	-15
FEB	4805	4792	4795*	-10
APR	4642	4635	4642*	0
JUN	5060	5050	5050*	+5

SWISS FRANC

	HIGH	LOW	LAST	CHG
JUN	6861	6810	6838*	-49
SEP	6819	6769	6798*	-50
DEC	6780	6750	6773*	-50

BRITISH POUND

	HIGH	LOW	LAST	CHG
JUN	17106	16986	17066*	-28
SEP	16900	16780	16858*	-28
DEC	16700	16630	16684*	-28

JAPANESE YEN

	HIGH	LOW	LAST	CHG
JUN	7249	7200	7227*	+12
SEP	7223	7178	7200*	+12
DEC	7190	7186	7186*	+12

EURODOLLAR

	HIGH	LOW	LAST	CHG
JUN	9393	9390	9392*	0
SEP	9374	9370	9372*	+2
DEC	9324	9319	9322*	+4
MAR	9292	9286	9291*	+7
JUN	9247	9241	9246*	+6
SEP	9211	9205	9210*	+5

S&P 500 INDEX

	HIGH	LOW	LAST	CHG
JUN	38330	38030	38140*	-20
SEP	38585	38310	38405*	-15
DEC	38840	38600	38680*	-20
MAR	39170	38950	39055*	+5

PORK BELLIES

	HIGH	LOW	LAST	CHG
MAY	6560	6460	6550*	+38
JLY	6365	6275	6350*	+13
AUG	6080	5992	6062*	+5
FEB	6020	5952	5952*	-28
MAR	6000	6000	6000*	0
MAY				

W. GERMAN MARK

	HIGH	LOW	LAST	CHG
JUN	5799	5760	5786*	-39
SEP	5751	5716	5741*	-39
DEC	5742	5695	5703*	-39
MAR	5695	5676	5676*	-39

CORN

	HIGH	LOW	LAST	CHG
MAY	2462	2436	2452*	+4
JLY	2540	2512	2534*	+10
SEP	2520	2496	2514*	+12
DEC	2526	2500	2524*	+20
MAR	2604	2576	2602*	+16
MAY	2646	2624	2646*	+16
JLY	2700	2666	2696*	+20
SEP				
DEC				

SOYBEANS

	HIGH	LOW	LAST	CHG
MAY	5846	5800	5822*	+14
JLY	5950	5904	5912*	-14
AUG	5990	5954	5956*	-20
SEP	6010	5974	5976*	-24
NOV	6090	6050	6054*	-30
JAN	6194	6164	6164*	-34
MAR	6304	6280	6284*	-20
MAY	6380	6360	6370*	-20
JLY	6424	6424	6424*	-20
AUG				

CHICAGO WHEAT

	HIGH	LOW	LAST	CHG
MAY	2740	2706	2740*	+22
JLY	2846	2820	2836*	+4
SEP	2940	2920	2930*	0
DEC	3066	3044	3060*	+2
MAR	3146	3130	3134*	-10
MAY	3160	3160	3160*	-10

OATS

	HIGH	LOW	LAST	CHG
MAY	1250	1230	1234*	+10
JLY	1294	1280	1286*	+10
SEP	1354	1340	1344*	+6
DEC	1434	1420	1426*	+10

SOYBEAN MEAL

	HIGH	LOW	LAST	CHG
MAY	1738	1726	1729*	-11
JLY	1768	1755	1758*	-9
AUG	1779	1769	1769*	-9
SEP	1795	1783	1784*	-10
OCT	1802	1793	1794*	-13
DEC	1838	1825	1826*	-11
JAN	1844	1835	1835*	-1
MAR	1870	1860	1870*	-5

K.C. WHEAT

	HIGH	LOW	LAST	CHG
MAY	2844	2820	2836*	+2
JLY	2874	2854	2866*	+10
SEP	2940	2922	2930*	+4
DEC	3050	3020	3036*	+6
MAR	3100	3084	3100*	+10

MINN WHEAT

	HIGH	LOW	LAST	CHG
MAY	2804	2776	2800*	+24
JLY	2882	2860	2872*	+4
SEP	2956	2942	2950*	+2
DEC	3060	3050	3060*	+2
MAR	3146	3144	3146*	+2

SOYBEAN OIL

	HIGH	LOW	LAST	CHG
MAY	2073	2049	2050*	+4
JLY	2101	2077	2078*	+3
AUG	2117	2095	2095*	+2
SEP	2132	2115	2117*	+11
OCT	2152	2130	2130*	+1
DEC	2182	2160	2161*	-1
JAN	2200	2175	2175*	+3
MAR	2205	2205	2205*	+5

DTN LIVESTOCK 17 JUNE HOGS CONTRACT HIGH: 59.30 LOW: 47.70

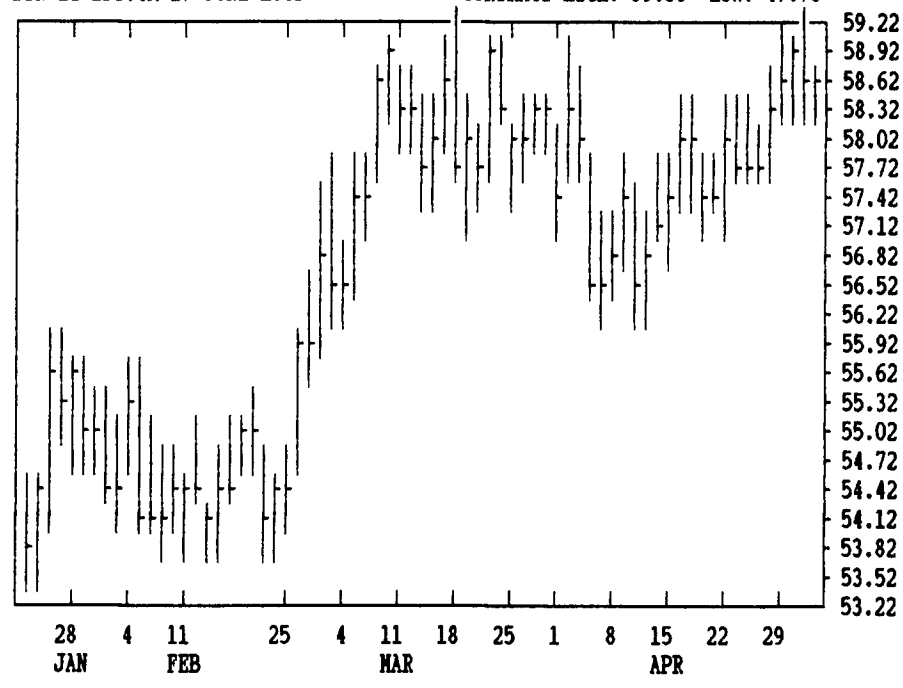

DTN LIVESTOCK 18 JUNE CATTLE CONTRACT HIGH: 78.37 LOW: 72.15

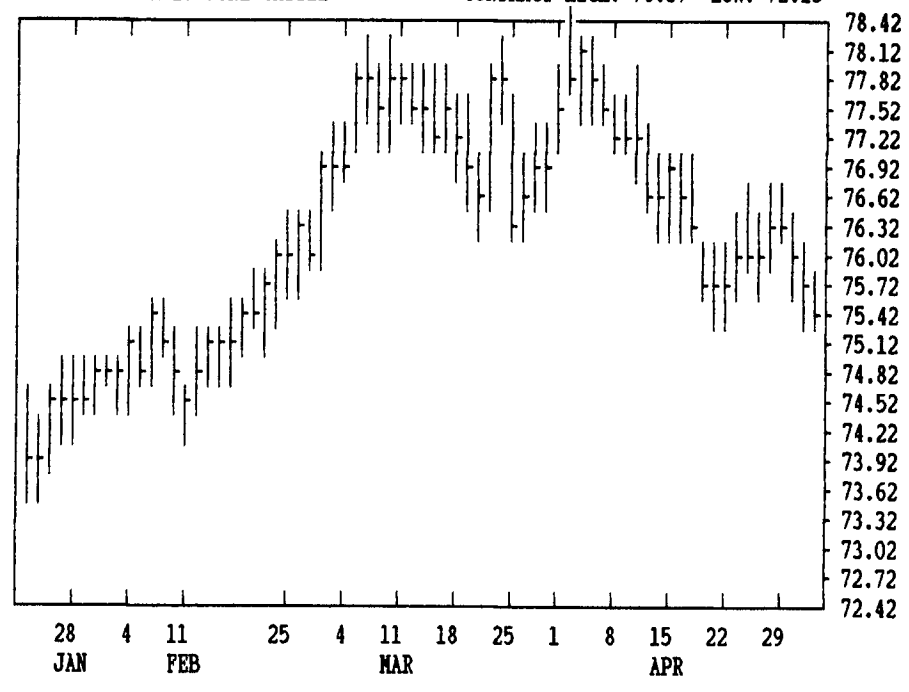

DTN GRAINS 21 JULY SOYBEANS CONTRACT HIGH: 7.180 LOW: 5.760

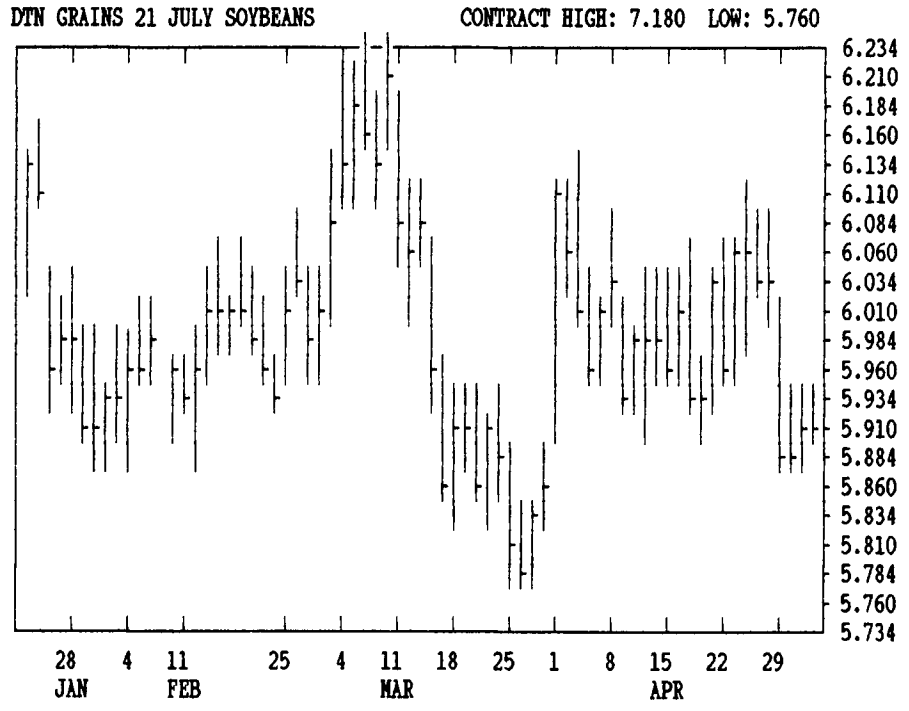
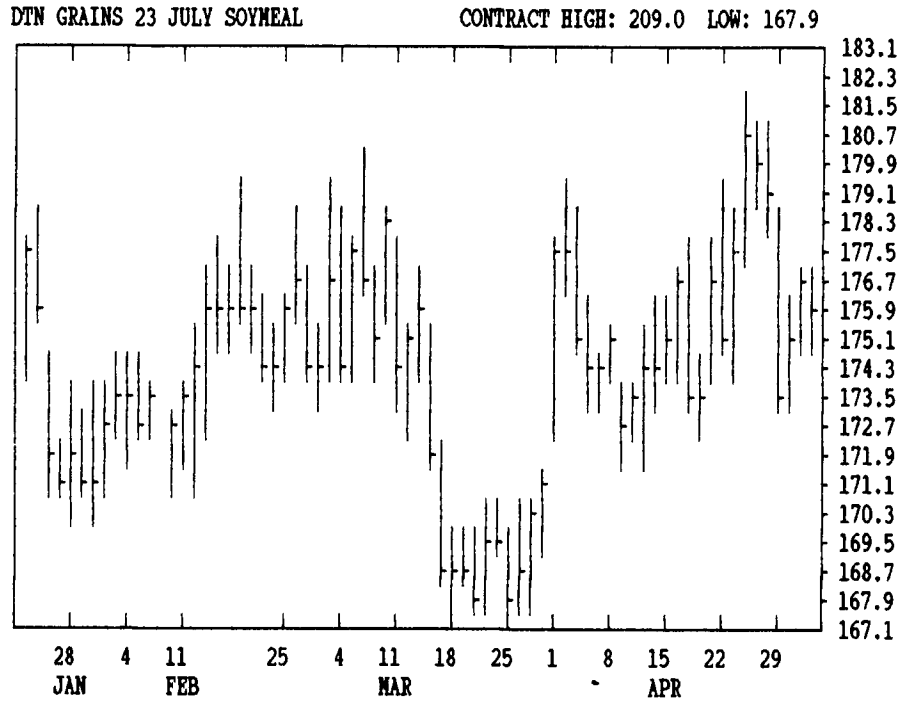
DTN GRAINS 23 JULY SOYMEAL CONTRACT HIGH: 209.0 LOW: 167.9