


GOODYEAR COMMERCIAL TIRE & SERVICE CENTER

2005 South Delsea Drive, Vineland, NJ 08360 • (609) 794-8282

STORE HOURS: Monday-Friday: 7:30 a.m. to 5:00 p.m.; Saturday: 8:00 a.m. to noon
 We offer the best in • Computer truck wheel balancing • Retreading service • Farm tire service • 24-hour emergency road service
 • Truck alignment • Wheel/rim reconditioning • Flat-proofing (wing fill) • Free delivery service • All tire and tube repairs

TRUCK WHEEL ALIGNMENT



\$99⁰⁰

Includes setting camber, setting toe-in, and inspecting front suspension (plus adjust drag links on straight I-beams Shimming or twisting for caster extra) Expires 5/15/91

ALIGNMENT SALE

COUPONS GOOD TILL MAY 15, 1991

TRUCK WHEEL BALANCING


LIGHT TRUCK WHEELS

\$9 ea.

LARGE TRUCK WHEELS

\$12 ea.

WEIGHTS EXTRA
Expires 5/15/91



Get These Value-Priced Farm Tires at Your Goodyear Retailer Now.

DYNA TORQUE II

The Hard-Working, Hard-Pulling Tractor Rear

- Excellent drawbar pull with long-bar, short-bar lugs for improved traction
- Designed for improved stability and road-ability, plus reduced vibration
- Strong angle-braced lugs have self-cleaning design
- High-strength polyester cord body and heavy duty rim shield help protect tire from damage.

\$270 15.5x38 tube type, 6 ply
No trade needed.

DYNA TORQUE RADIAL

With Revolutionary High Traction Tread Design

- Revolutionary 3-lug per pitch design improves traction and ride
- Computer designed "natural" shape casing improves tire body life
- Radial construction provides better traction, lower fuel and overall costs

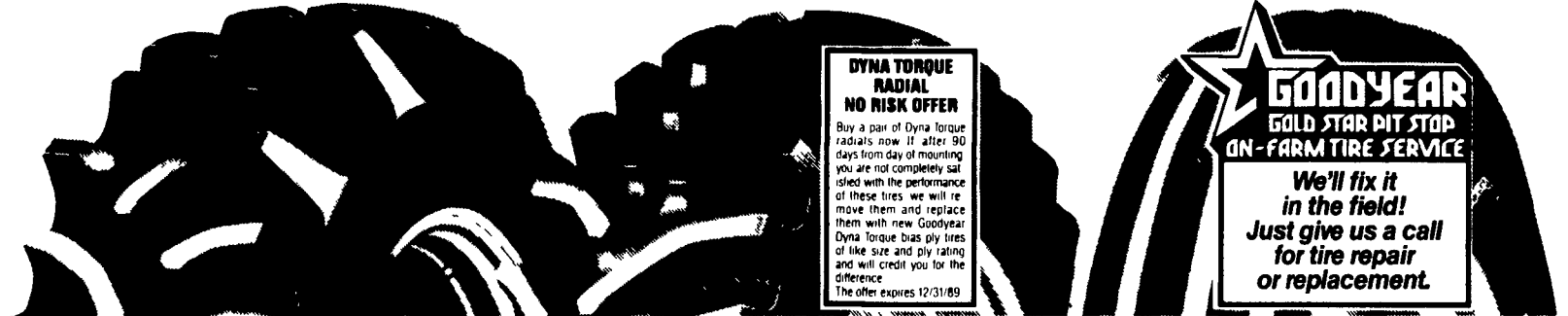
\$499 18.4R38 Tube Type 1 Star
No trade needed.

DYNA RIB

Premium Four-Rib Front Tractor Tire

- Designed for higher horsepower 2-wheel drive tractors
- Better mobility and more uniform pressure distribution than three-rib design
- Bead area protected by thick rubber shield
- Excellent flotation and mobility, smooth ride, uniform wear

\$131 1100x16 Tube Type 6 Ply
No trade needed.




DYNA TORQUE RADIAL NO RISK OFFER

Buy a pair of Dyna Torque radials now. If after 90 days from day of mounting you are not completely satisfied with the performance of these tires, we will remove them and replace them with new Goodyear Dyna Torque bias ply tires of like size and ply rating and will credit you for the difference. The offer expires 12/31/89.

GOODYEAR GOLD STAR PIT STOP ON-FARM TIRE SERVICE

We'll fix it in the field! Just give us a call for tire repair or replacement.



4 Rib

750-16 6 Ply TT	\$65.00
95L15 6 Ply TT	\$71.00
11Lx15 6 Ply TT	\$85.00
11Lx15 8 Ply TT	\$89.00
1000-16 6 Ply TT	\$93.00
1000-16 8 Ply TT	\$95.00
1100-16 6 Ply TT	\$108.00
1100-16 8 Ply TT	\$114.00

24-HOUR ROAD SERVICE

Cut the costly, dangerous downtime that occurs when a truck develops tire trouble on the road. Call us. We're ready with RADIO-DISPATCHED SERVICE TRUCKS, fully equipped with compressors, lifts and power tools to tackle the biggest truck tires.

Our service trucks are on call 24 HOURS A DAY. Anytime you call, they'll be on their way to get you on your way as quickly as possible. Keep our number handy for emergencies.

609-794-9282

SALE WRANGLER AT




SAVE NOW!

- Two steel belts for puncture resistance and strength
- Reinforced sidewall for increased protection
- All season tread with aggressive lugs for year 'round traction on and off the road

SIZE, SIDEWALL & LOAD RANGE	PRICE No Trade Needed	FET
LT195/75R14 BSL C	\$ 88.36	—
LT235/75R15 OWL C	\$105.36	—
LT225/75R16 BSL C	\$113.01	—
LT215/85R16 BSL D	\$116.41	—
LT235/85R16 BSL E	\$127.46	\$0.98
LT245/75R16 BSL E	\$130.86	\$0.81
875R16 5 BSL D	\$126.61	—
950R16 5 BSL D	\$124.06	\$0.68

BSL = Black Serrated Letters
OWL = Outline White Letter Other sizes available

FARM UTILITY WAGON TIRES



95L-15 6 Ply TT	\$49.00
95L-15 8 Ply TT	\$51.00
95L-15 6 Ply TL	\$54.00
95L-15 8 Ply TL	\$56.00
11L-15 6 Ply TT	\$52.00
11L-15 8 Ply TT	\$49.95
11L-15 8 Ply TL	\$59.00
12L-15 10 Ply TT	\$73.00

GOODYEAR WRANGLER AT/RV
Engineered for Survival Both On and Off The Road

SIZE SIDEWALL & LOAD RANGE	PRICE No Trade Needed	FET
30 950R15 OWL C	\$132.95	—
31 1050R15 OWL C	\$140.95	\$0.30
31 1150R15 OWL C	\$150.95	\$0.88
LT235/75R15 OWL C	\$123.95	—
LT225/75R16 OWL C	\$135.95	—
LT215/85R16 BSL D	\$136.95	—
LT235/85R16 BSL E	\$149.95	\$0.98
LT245/75R16 BSL E	\$153.95	\$0.81

BSL = Black Serrated Letters
OWL = Outline White Letter
Other sizes available

GOODYEAR WRANGLER AT/RV
Engineered for Survival Both On and Off The Road

OUTLINE WHITE LETTER SIZE & LOAD RANGE	PRICE No Trade Needed	FET
27 850R14 C	\$115.95	—
30 950R15 C	\$132.95	—
31 1050R15 C	\$140.95	\$0.30
31 1150R15 C	\$150.95	\$0.88
33 1250R15 C	\$164.95	\$2.25
35 1250R15 C	\$173.95	\$2.52
31 1050R16 5 D	\$163.95	\$0.57
33 1250R16 5 D	\$176.95	\$2.81

Other sizes available

GOODYEAR WRANGLER MT
Plows Through Mud, Snow, Sand and Loose Soil

SIZE, SIDEWALL & LOAD RANGE	PRICE No Trade Needed	FET
30 950R15 OWL C	\$137.95	—
31 1050R15 OWL C	\$145.95	\$0.50
31 1150R15 OWL C	\$156.95	\$0.86
33 1250R15 OWL C	\$178.95	\$2.09
LT235/75R15 OWL C	\$129.95	—
LT225/75R16 BSL D	\$145.95	—
LT235/85R16 BSL E	\$155.95	\$1.19
LT245/75R16 BSL E	\$159.95	\$1.14

BSL = Black Serrated Letter OWL = Outline White Letter Other sizes available

The American Farmer & Goodyear
The Partnership Continues Growing

See Your Independent Dealer For His Price And Credit Terms. Price And Credit Terms As Shown At Goodyear Commercial Tire Centers In All Communities Served By This Newspaper.