

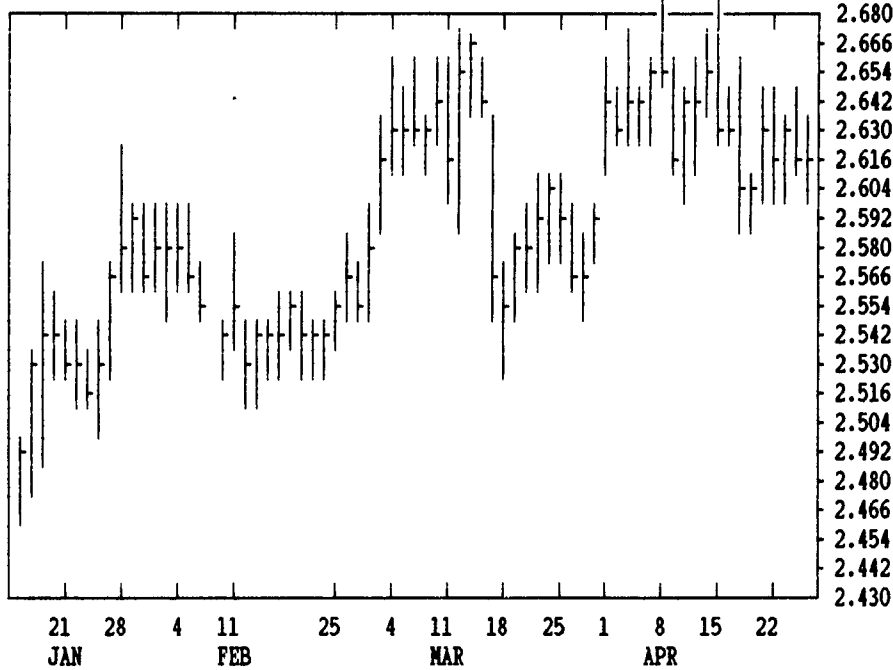
# GRAIN, CATTLE AND HOG FUTURES MARKETS

From DTN farmer satellite daily update. Service phone: (717) 731-1520

(Closing bids: Thursday, April 25)

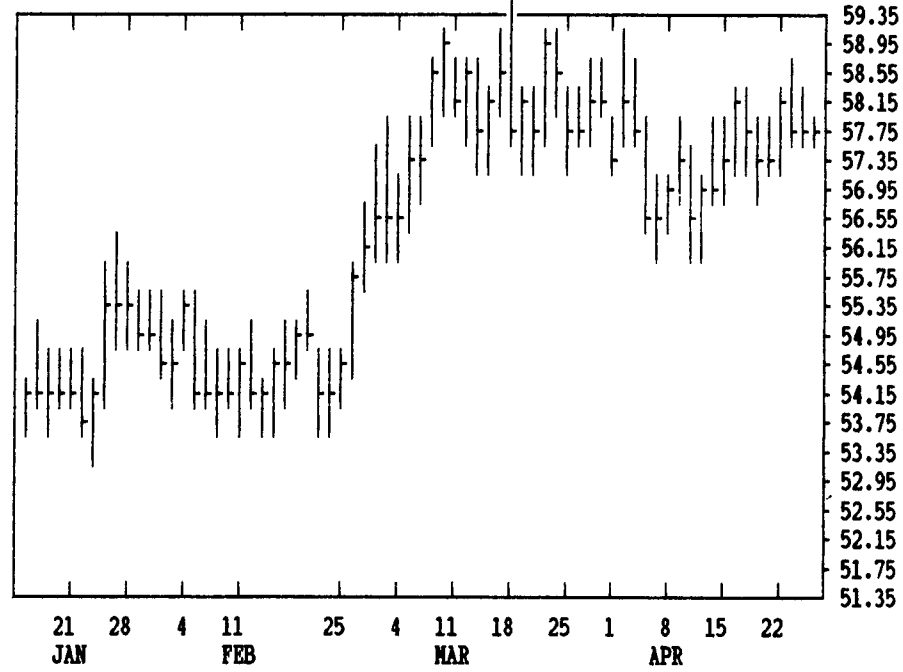
DTN GRAINS 16 JULY CORN

CONTRACT HIGH: 3.082 LOW: 2.414



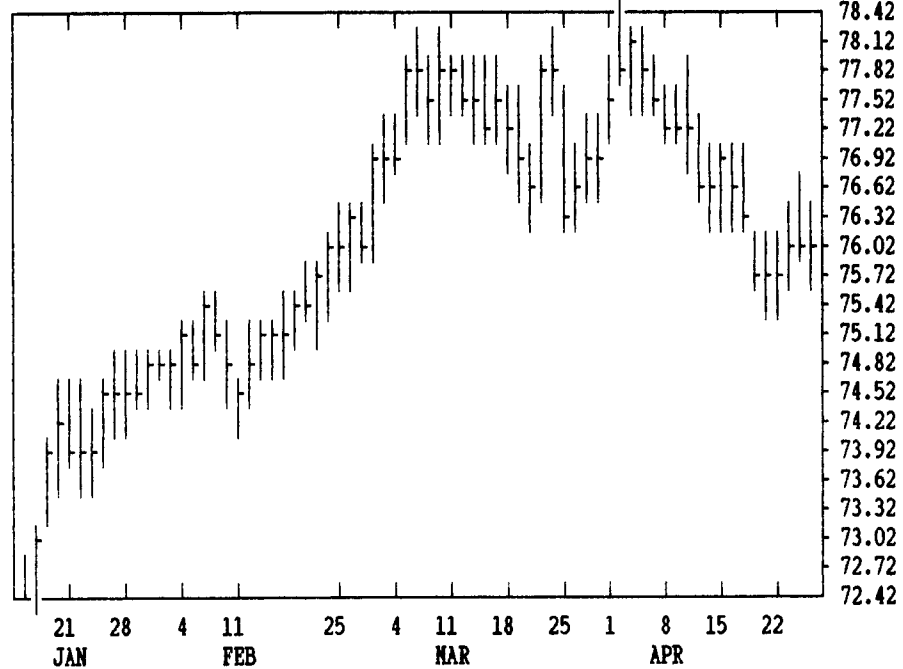
DTN LIVESTOCK 17 JUNE HOGS

CONTRACT HIGH: 59.30 LOW: 47.70



DTN LIVESTOCK 18 JUNE CATTLE

CONTRACT HIGH: 78.37 LOW: 72.15



DTN FUTURES 10 04/25/91

PRICES ARE DECIMAL TECHNICAL POINTS SLOW STOCHASTIC

MOVING AVERAGES RSI'S 5 DAY 20 DAY

CONTRACT CLOSE 4-DAY 9-DAY 18-DAY 45-DAY 9DAY 14DAY 30DAY %K %D %K %D

CH.WHT MAY 277.00 278.87 279.72 283.08 280.37 39.0 43.7 48.7 44 42 18 21

CH.WHT JUL 287.50 289.75 290.44 293.36 290.24 39.0 44.0 49.4 43 43 19 24

K.C. MAY 285.00 286.19 286.39 287.69 283.62 44.9 48.8 52.2 55 51 31 37

K.C. JUL 289.50 291.19 291.72 293.58 289.89 41.6 46.5 51.2 49 45 23 31

CORN MAY 255.75 255.69 255.69 256.49 254.36 50.1 51.4 52.9 54 51 53 52

CORN JUL 262.25 262.31 262.39 263.51 261.43 48.6 50.2 52.3 51 49 52 51

CORN DEC 257.25 258.25 259.22 261.42 261.59 40.3 43.3 48.7 38 35 35 40

BEANS MAY 591.75 590.44 587.89 587.87 587.27 56.0 54.1 51.0 75 69 68 60

BEANS JUL 604.50 603.25 600.56 600.46 600.11 55.8 54.0 51.0 77 72 71 62

BEANS NOV 619.00 619.31 617.44 618.72 618.19 51.8 51.4 51.4 72 68 60 54

MEAL MAY 177.20 175.42 173.41 172.41 170.76 67.7 63.3 56.0 91 79 84 70

OIL MAY 21.04 21.18 21.29 21.50 21.80 34.6 39.1 43.8 21 23 23 30

CATTLE JUN 76.12 76.03 76.18 76.80 76.98 39.3 42.0 48.8 55 38 15 11

CATTLE AUG 74.90 74.86 74.72 74.87 74.79 54.0 53.1 54.6 66 60 52 47

FEEDER MAY 88.05 88.72 89.48 89.86 88.86 29.9 38.2 49.3 10 18 35 57

HOGS JUN 57.82 57.93 57.82 57.50 57.45 53.0 53.1 55.0 57 63 57 54

HOGS JUL 56.80 56.95 57.01 56.76 56.71 48.8 50.3 53.4 51 48 49 49

BELS MAY 64.10 63.23 62.74 63.75 64.41 54.7 50.7 49.3 76 56 23 15

CORN CHICAGO WHEAT K.C. WHEAT

HIGH LOW LAST CHG HIGH LOW LAST CHG HIGH LOW LAST CHG

MAY 2564 2544 2556\* +2 MAY 2794 2764 2770\* -22 MAY 2866 2850 2850\* -20

JUL 2630 2606 2622\* 0 JUL 2904 2870 2874\* -26 JUL 2916 2890 2894\* -24

SEP 2602 2580 2590\* -6 SEP 2990 2964 2970\* -22 SEP 2980 2960 2960\* -20

DEC 2584 2560 2572\* -6 DEC 3124 3094 3096\* -32 DEC 3090 3070 3070\* -14

MAR 2656 2632 2652\* -6 MAR 3200 3184 3190\* -24 MAR 3130 3124 3124\* -10

MAY 2704 2684 2696\* -6 MAY 3240 3220 3220\* -20

JUL 2744 2732 2744\* -4

SEP OATS MAY 2850 2840 2842\* -12

DEC JLY 1244 1234 1236\* -10 JLY 2950 2936 2940\* -14

JUL 1320 1304 1310\* -12 SEP 3032 3022 3022\* -16

SEP 1382 1370 1370\* -14 DEC 3154 3124 3124\* -16

DEC 1462 1452 1454\* -16 MAR 3234 3234 3234\* -14

MAY 1778 1761 1772\* -3 MAY 2125 2103 2104\* -11

JUL 1807 1792 1801\* -6 JUL 2162 2135 2136\* -8

AUG 1818 1805 1812\* -5 AUG 2176 2155 2156\* -7

SEP 1835 1820 1826\* -6 SEP 2195 2172 2173\* -7

OCT 1840 1831 1832\* -10 OCT 2204 2188 2189\* -9

DEC 1870 1857 1861\* -9 DEC 2235 2219 2220\* -5

JAN 1866 1863 1864\* -11 JAN 2233 2232 2232\* 0

MAR 1890 1880 1885\* -32 MAR 2258 2257 2257\* 0

LIVE CATTLE FEEDER CATTLE LIVE HOGS

HIGH LOW LAST CHG HIGH LOW LAST CHG HIGH LOW LAST CHG

JUN 7635 7592 7612\* -5 MAY 8805 8805 8805\* -8

AUG 7525 7475 7490\* -12 AUG 8717 8717 8717\* -27

OCT 7652 7607 7635\* +3 SEP 8707 8707 8707\* -20

DEC 7660 7622 7640\* 0 OCT 8687 8687 8687\* -5

FEB 7605 7595 7595\* -7 NOV 8675 8675 8675\* -8

APR 7685 7655 7655\* -25 JAN 8665 8665 8665\* -2

JUN 7480 7480 7480\* -90 MAR 8615 8615 8615\* -3

AUG SWISS FRANC EURODOLLAR PORK BELLIES

JUN 6810 6745 6796\* -17 JUN 9376 9371 9373\* +1 MAY 6470 6350 6410\* +8

SEP 6774 6715 6763\* -19 SEP 9349 9343 9345\* +2 JUL 6275 6135 6237\* +62

DEC 6760 6700 6744\* -21 DEC 9302 9296 9299\* +3 AUG 5990 5850 5947\* +80

MAR 9274 9267 9271\* +4 FEB 6040 5952 5952\* -8

JUN 16834 16670 16776\* -48 JUN 9234 9227 9231\* +4 MAR 5950 5930 5950\* -10

SEP 16630 16470 16572\* -44 SEP 9202 9196 9200\* +4 MAY

DEC 16450 16310 16406\* -46 S&P 500 INDEX W. GERMAN MARK

JUN 38420 37940 38020\* -355 JUN 5712 5640 5694\* 0

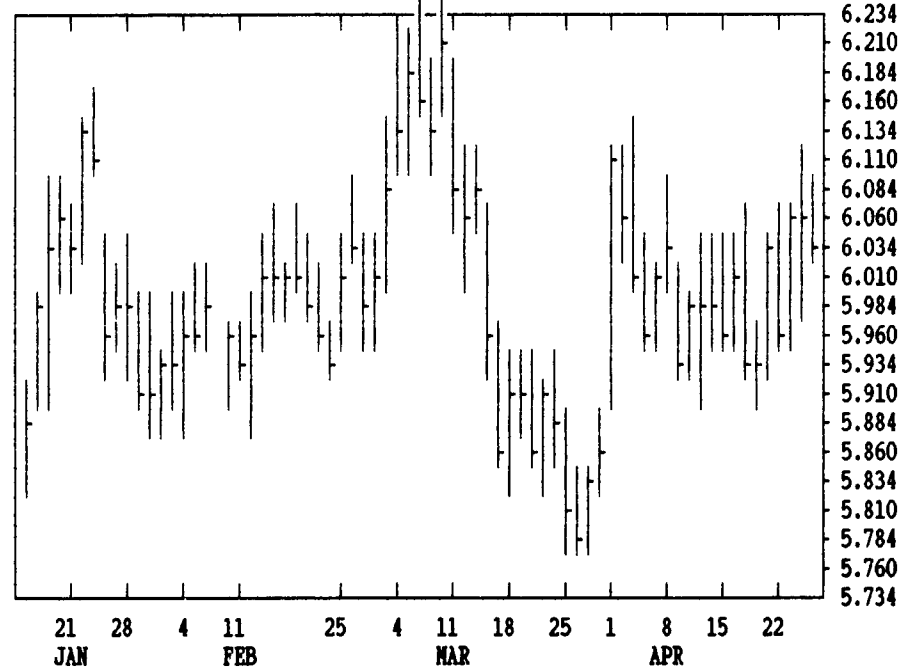
SEP 38685 38230 38295\* -355 SEP 5660 5592 5651\* 0

DEC 38995 38600 38600\* -370 DEC 5616 5616 5616\* 0

MAR 39310 38855 38935\* -350 MAR 5585 5585 5585\* 0

DTN GRAINS 21 JULY SOYBEANS

CONTRACT HIGH: 7.180 LOW: 5.760



DTN GRAINS 23 JULY SOYNEAL

CONTRACT HIGH: 209.0 LOW: 167.9

