

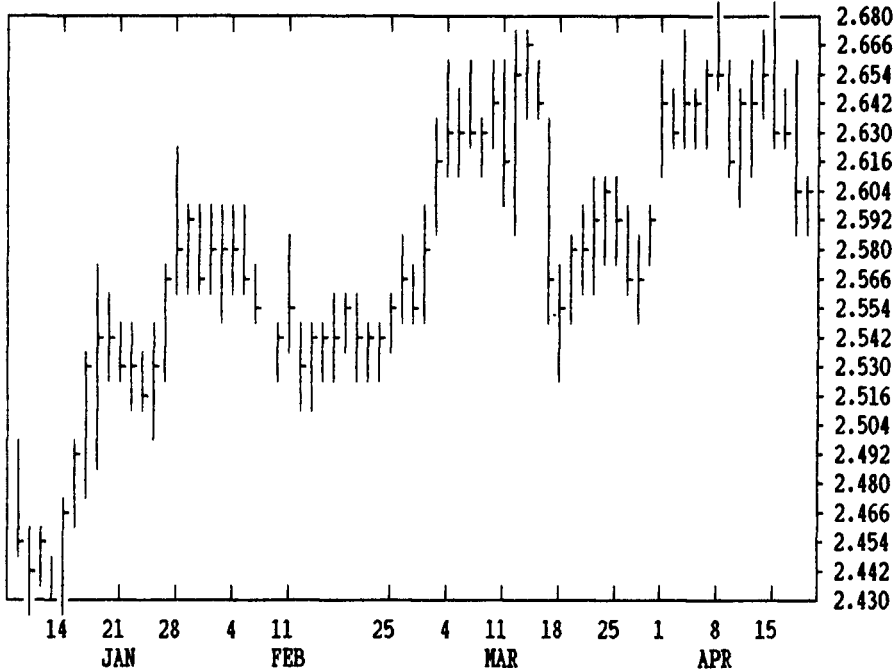
GRAIN, CATTLE AND HOG FUTURES MARKETS

From DTN farmer satellite daily update. Service phone: (717) 731-1520

(Closing bids: Thursday, April 18)

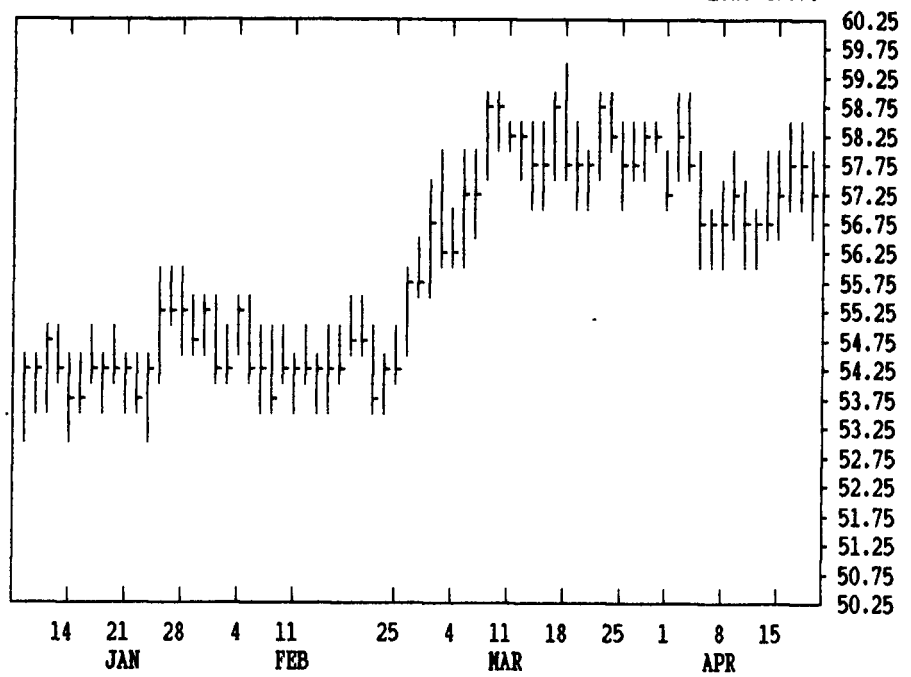
DTN GRAINS 16 JULY CORN

CONTRACT HIGH: 3.082 LOW: 2.414



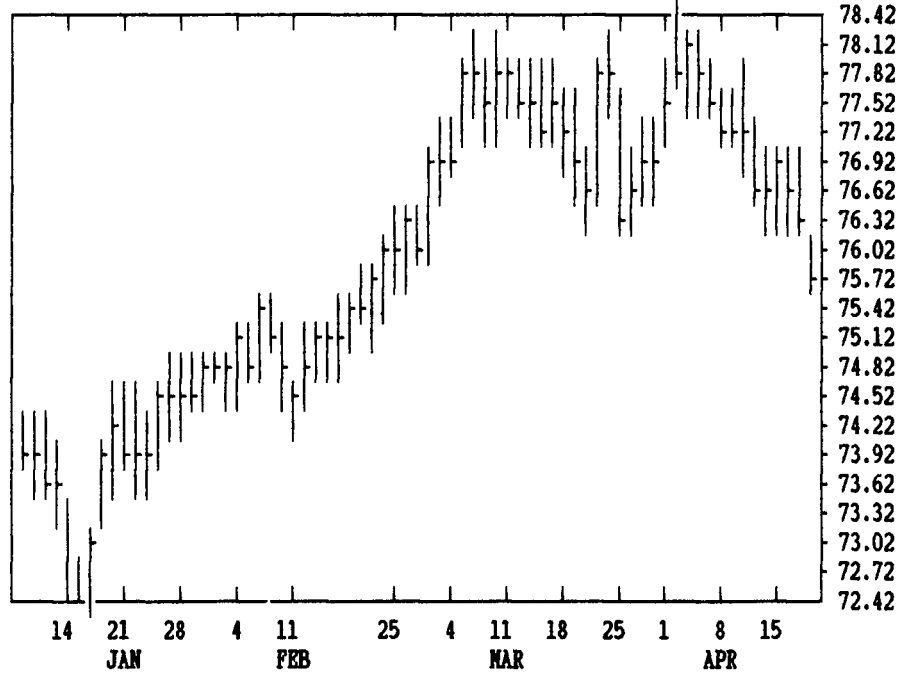
DTN LIVESTOCK 17 JUNE HOGS

CONTRACT HIGH: 59.30 LOW: 47.70



DTN LIVESTOCK 18 JUNE CATTLE

CONTRACT HIGH: 78.37 LOW: 72.15



DTN FUTURES	10 04/18/91	TECHNICAL COMMENTS			RSI'S		5 DAY SLOWED STOCHASTIC	
		CLOSE	MOVING AVERAGES		9 DAY	14 DAY	K	D
MAY WHEAT	2.77 1/4	2.80 3/4	2.83 1/4	2.85	36	43	4	22
JLY WHEAT	2.88 1/4	2.91 1/4	2.93 1/2	2.94 3/4	38	44	5	23
KC MAY WHT	2.84 1/2	2.86 5/8	2.87 3/4	2.88	43	48	15	37
KC JLY WHT	2.90	2.92 3/8	2.93 3/4	2.94 1/4	42	48	10	31

MAY CORN	2.54	2.55 3/8	2.56 1/2	2.55 5/8	43	48	15	28
JLY CORN	2.60 1/2	2.62 1/8	2.63 1/2	2.62 5/8	42	47	18	30
DEC CORN	2.58	2.60	2.61 7/8	2.61	37	42	10	20
MAY BEANS	5.82	5.84 3/4	5.86	5.84	45	47	35	45
JLY BEANS	5.94 1/2	5.97	5.98 1/4	5.96 3/8	45	47	37	46
NOV BEANS	6.12 1/4	6.14 5/8	6.16 1/2	6.15 5/8	43	46	30	40
MAY NEAL	170.40	171.30	170.87	170.40	49	50	50	66
MAY OIL	21.31	21.39	21.60	21.52	40	43	12	15

JUN CTTL	75.82	76.45	76.78	77.07	27	36	15	24
AUG CTTL	74.57	74.66	74.83	74.74	40	44	22	24
APR FDRS	90.10	90.11	90.22	89.72	58	60	28	26
JUN HOGS	57.42	57.77	57.35	57.56	49	50	73	81
JUL HOGS	56.65	57.13	56.69	56.83	46	45	70	79
MAY BELS	61.62	62.62	63.07	64.84	21	37	41	39

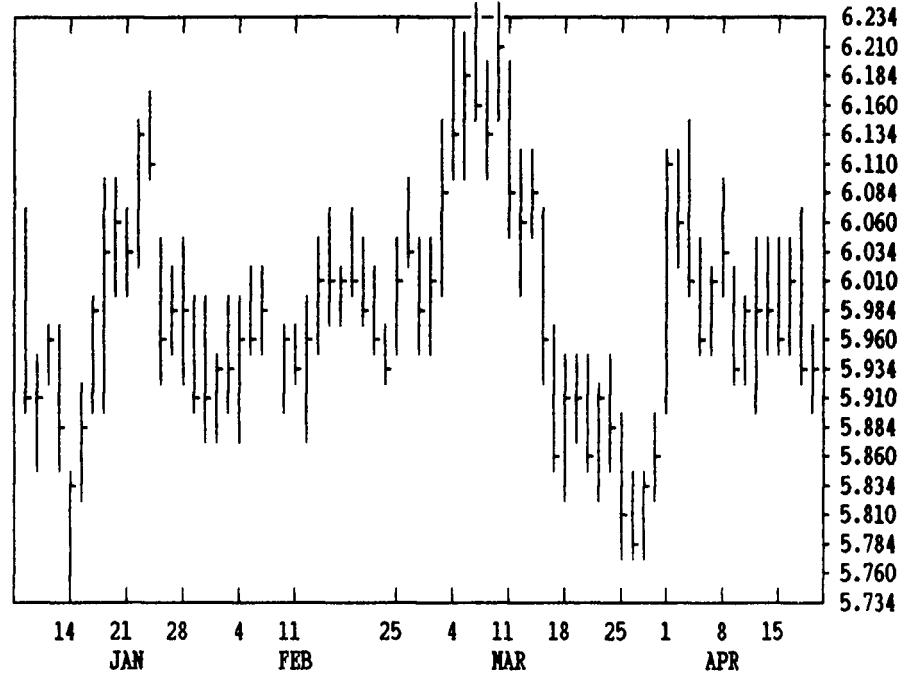
CORN				CHICAGO WHEAT				K.C. WHEAT			
HIGH	LOW	LAST	CHG	HIGH	LOW	LAST	CHG	HIGH	LOW	LAST	CHG
MAY 2546	2532	2540*	0	MAY 2802	2770	2772*	-32	MAY 2860	2840	2844*	-20
JLY 2612	2596	2604*	0	JLY 2906	2880	2882*	-30	JLY 2920	2894	2900*	-20
SEP 2604	2592	2594*	-2	SEP 2992	2970	2972*	-24	SEP 2980	2962	2964*	-14
DEC 2592	2574	2580*	-6	DEC 3130	3102	3104*	-34	DEC 3090	3070	3070*	-22
MAR 2670	2650	2656*	-6	MAR 3210	3180	3194*	-30	MAR 3130	3116	3116*	-6
MAY 2722	2710	2714*	-6	MAY 3220	3220	3220*	-30	MINN WHEAT			
JLY 2760	2752	2754*	-10	OATS				MAY 2864	2846	2846*	-16
SEP				MAY 1220	1214	1216*	+4	JLY 2950	2930	2932*	-20
DEC				JLY 1290	1282	1286*	+4	SEP 3024	3012	3012*	-20
SOYBEANS				SEP 1354	1346	1350*	+4	DEC 3124	3114	3114*	-14
MAY 5836	5802	5820*	-2	DEC 1434	1426	1434*	+4	MAR 3230	3230	3230*	-24
JLY 5960	5920	5944*	+4	SOYBEAN NEAL				SOYBEAN OIL			
AUG 6004	5976	5990*	-4	MAY 1709	1695	1704*	-1	MAY 2140	2119	2131*	+3
SEP 6044	6014	6030*	+20	JLY 1743	1728	1735*	-4	JLY 2174	2153	2167*	+9
NOV 6140	6104	6122*	+2	AUG 1753	1743	1749*	-5	AUG 2190	2174	2182*	+6
JAN 6250	6224	6234*	+4	SEP 1777	1760	1766*	-8	SEP 2205	2190	2197*	+5
MAR 6360	6340	6344*	+14	OCT 1782	1773	1777*	-6	OCT 2218	2205	2212*	+7
MAY 6440	6420	6426*	+6	DEC 1817	1805	1809*	-5	DEC 2245	2228	2239*	+9
JLY 6490	6490	6490*	-10	JAN 1815	1810	1812*	-8	JAN 2246	2245	2245*	+5
AUG				MAR 1850	1850	1850*	-5	MAR 2275	2270	2272*	+5

LIVE CATTLE				FEEDER CATTLE				LIVE HOGS			
HIGH	LOW	LAST	CHG	HIGH	LOW	LAST	CHG	HIGH	LOW	LAST	CHG
APR 8020	7985	7990*	-47	APR 9022	8990	9010*	+8	APR 5230	5165	5185*	-60
JUN 7617	7575	7582*	-53	MAY 8790	8742	8767*	-5	JUN 5777	5705	5742*	-55
AUG 7467	7430	7457*	+2	AUG 8690	8640	8667*	-3	JLY 5705	5647	5665*	-62
OCT 7605	7575	7597*	-3	SEP 8650	8610	8640*	0	AUG 5425	5375	5392*	-45
DEC 7625	7595	7617*	-3	OCT 8635	8600	8625*	-7	OCT 4897	4850	4880*	-20
FEB 7590	7580	7580*	-5	NOV 8645	8615	8630*	-10	DEC 4825	4805	4805*	-35
APR 7630	7630	7630*	-5	JAN 8605	8605	8605*	0	FEB 4770	4755	4762*	-18
JUN				MAR 8595	8595	8595*	0	APR 4640	4620	4620*	-20

SWISS FRANC				EURODOLLAR				PORK BELLIES			
JUN 6964	6828	6846*	-159	JUN 9367	9358	9361*	-12	MAY 6305	6155	6162*	-143
SEP 6935	6802	6817*	-157	SEP 9341	9330	9332*	-14	JLY 6140	5985	5992*	-148
DEC 6810	6790	6802*	-157	DEC 9295	9283	9286*	-14	AUG 5835	5680	5700*	-145
BRITISH POUND				MAR 9271	9261	9263*	-12	FEB 5965	5880	5900*	-67
JUN 17666	17348	17378*	-334	JUN 9233	9225	9228*	-11	MAR 5960	5920	5920*	-60
SEP 17458	17140	17170*	-326	SEP 9202	9194	9198*	-10	MAY			
DEC 17010	16990	17006*	-320	S&P 500 INDEX				W. GERMAN MARK			
JAPANESE YEN				JUN 39335	38950	39075*	-140	JUN 5938	5828	5843*	-132
JUN 7322	7223	7241*	-83	SEP 39620	39250	39365*	-135	SEP 5890	5785	5801*	-128
SEP 7299	7202	7219*	-83	DEC 39930	39550	39680*	-115	DEC 5830	5766	5766*	-126
DEC 7275	7208	7208*	-83	MAR 40250	39880	40020*	-95	MAR 5861	5735	5735*	-126

DTN GRAINS 21 JULY SOYBEANS

CONTRACT HIGH: 7.180 LOW: 5.760



DTN GRAINS 23 JULY SOYNEAL

CONTRACT HIGH: 209.0 LOW: 167.9

