

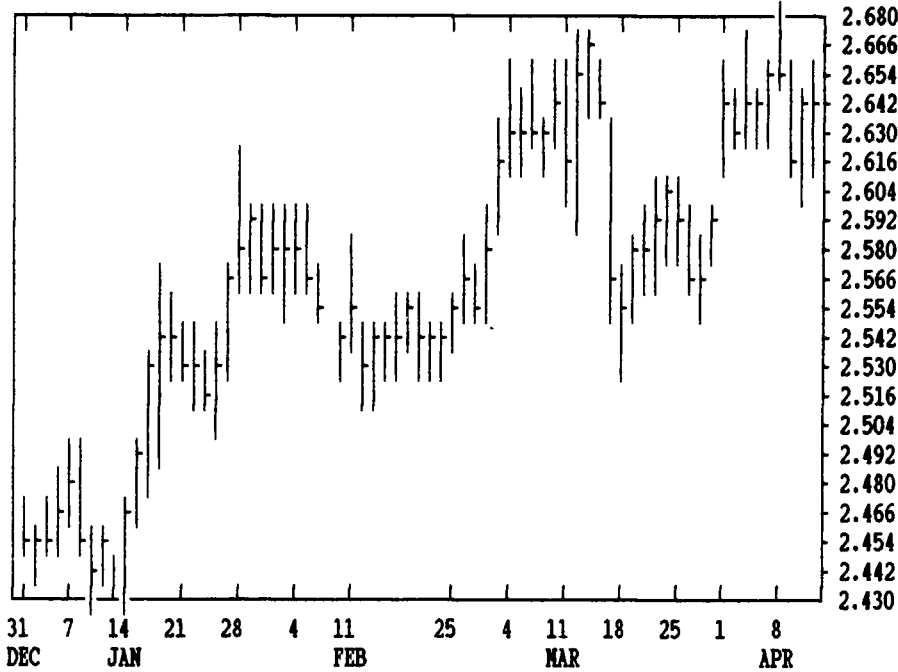
GRAIN, CATTLE AND HOG FUTURES MARKETS

From DTN farmer satellite daily update. Service phone: (717) 731-1520

(Closing bids: Thursday, April 11)

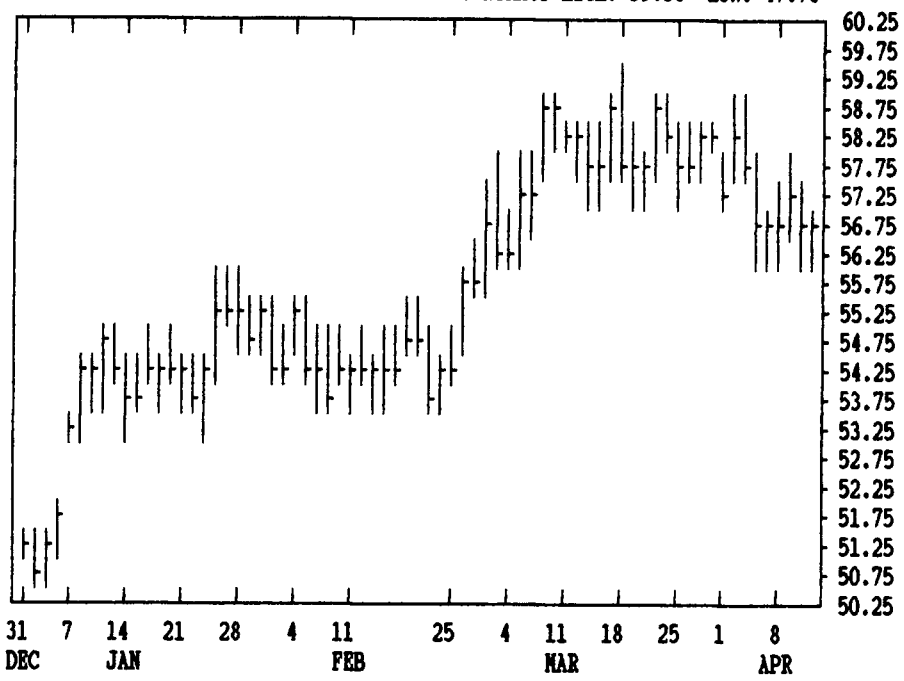
DTN GRAINS 16 JULY CORN

CONTRACT HIGH: 3.082 LOW: 2.414



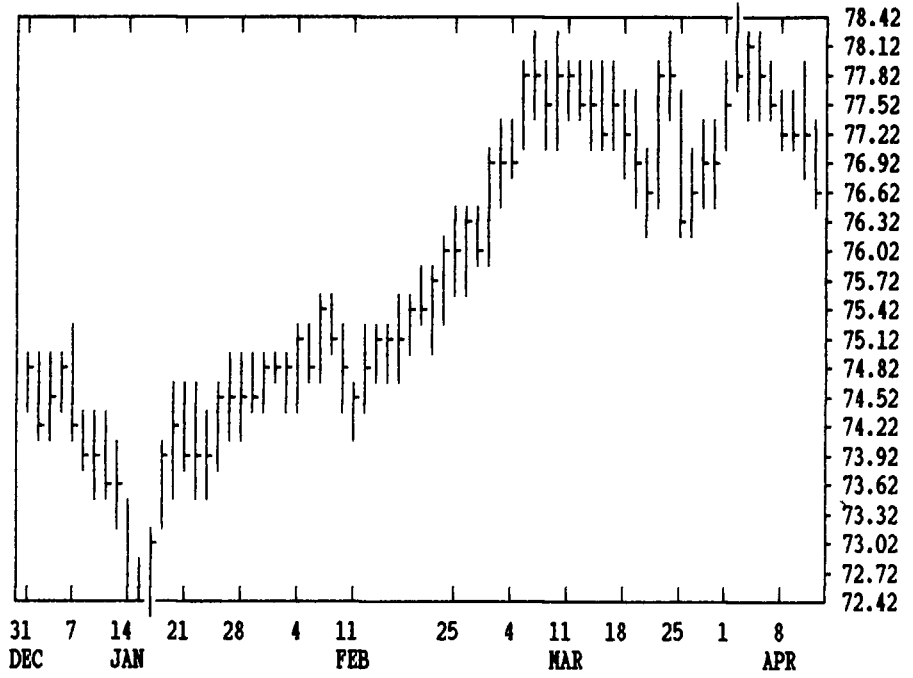
DTN LIVESTOCK 17 JUNE HOGS

CONTRACT HIGH: 59.30 LOW: 47.70



DTN LIVESTOCK 18 JUNE CATTLE

CONTRACT HIGH: 78.37 LOW: 72.15



DTN FUTURES 10 04/10/91

TECHNICAL COMMENTS

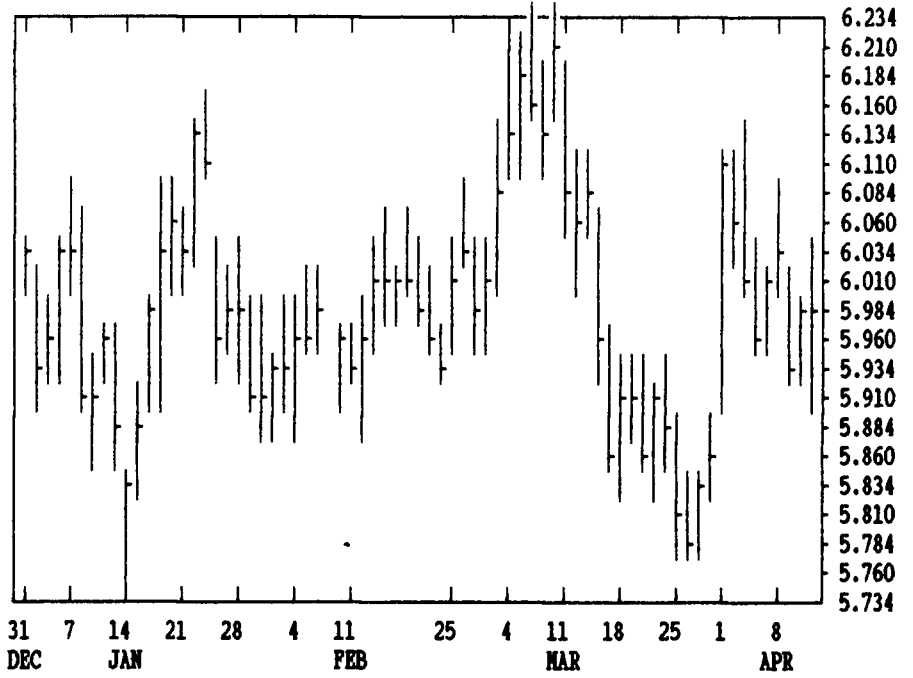
| | PAST WEEK'S (ENDING 04/05) | | | MAR'S (ENDING 03/28) | | CURRENT | |
|----------|----------------------------|----------|----------|----------------------|----------|----------|------------|
| | HIGH | LOW | CLOSE | HIGH | LOW | SUPPORT | RESISTANCE |
| MAY WHT | 2.94 | 2.83 1/4 | 2.86 1/2 | 2.89 | 2.69 1/2 | 2.59 | 3.00 |
| JUL WHT | 3.03 1/2 | 2.93 | 2.96 | 2.98 | 2.80 1/4 | 2.80 | 3.03 1/2 |
| KC MAY | 2.94 3/4 | 2.86 1/2 | 2.89 1/4 | 2.90 3/4 | 2.73 1/2 | 2.61 | 3.00 |
| KC JULY | 3.01 1/2 | 2.93 1/4 | 2.96 1/4 | 2.98 | 2.80 1/2 | 2.80 | 3.01 1/2 |
| MAY CORN | 2.59 1/2 | 2.54 3/4 | 2.58 1/4 | 2.59 3/4 | 2.46 3/4 | 2.53 | 2.67 |
| JLY CORN | 2.67 | 2.62 | 2.65 1/4 | 2.67 1/4 | 2.53 1/2 | 2.59 3/4 | . |
| DEC91 CN | 2.67 | 2.61 1/4 | 2.63 | 2.68 1/4 | 2.53 3/4 | 2.53 3/4 | 2.68 1/4 |
| MAY BWS | 6.01 | 5.83 3/4 | 5.88 3/4 | 6.10 1/2 | 5.66 1/2 | 5.60 | 6.10 1/2 |
| JLY BWS | 6.13 1/4 | 5.96 1/4 | 6.01 1/2 | 6.23 1/2 | 5.78 1/2 | 5.76 | 6.23 1/2 |
| NOV91 BN | 6.33 | 6.15 | 6.21 | 6.38 1/2 | 5.98 1/2 | 5.90 | 6.40 |
| MAY NEAL | 176.50 | 169.00 | 171.30 | 176.50 | 164.00 | 160.60 | 180.00 |
| MAY OIL | 22.00 | 21.34 | 21.86 | 23.29 | 20.85 | 20.52 | 22.32 |
| APR CCTL | 82.70 | 82.10 | 82.32 | 82.02 | 80.00 | 80.00 | . |
| JUN CCTL | 78.37 | 77.20 | 77.67 | 78.10 | 76.25 | 76.00 | . |
| APR FDRS | 91.00 | 88.77 | 90.92 | 89.40 | 87.62 | 87.50 | 91.10 |
| APR HOGS | 54.22 | 51.90 | 52.65 | 54.95 | 51.42 | 51.90 | 55.00 |
| JUN HOGS | 59.07 | 56.35 | 56.65 | 59.30 | 56.20 | 55.00 | 60.00 |
| MAY BLS | 68.50 | 64.75 | 64.80 | 68.42 | 62.40 | 62.40 | MAY 68.50 |

| CORN | | | | CHICAGO WHEAT | | | | K.C. WHEAT | | | | | | | |
|----------|------|------|-----------|---------------|------|------|-----------|-------------|-------|------|-----------|-----|------|------|-----------|
| | HIGH | LOW | LAST CHG | | HIGH | LOW | LAST CHG | | HIGH | LOW | LAST CHG | | | | |
| MAY | 2582 | 2544 | 2572* +4 | MAY | 2880 | 2844 | 2880* +44 | MAY | 2910 | 2882 | 2910* +36 | | | | |
| JLY | 2654 | 2614 | 2650* +6 | JLY | 2980 | 2946 | 2976* +42 | JLY | 2972 | 2942 | 2964* +32 | | | | |
| SEP | 2652 | 2620 | 2646* +4 | SEP | 3074 | 3030 | 3070* +46 | SEP | 3034 | 3014 | 3034* +34 | | | | |
| DEC | 2650 | 2614 | 2642* +4 | DEC | 3204 | 3160 | 3204* +50 | DEC | 3144 | 3120 | 3144* +36 | | | | |
| MAR | 2720 | 2692 | 2720* +4 | MAR | 3284 | 3240 | 3284* +42 | MAR | 3190 | 3132 | 3190* +30 | | | | |
| MAY | 2774 | 2744 | 2772* +6 | MAY | 3320 | 3320 | 3320* +42 | MINN WHEAT | | | | | | | |
| JLY | 2804 | 2790 | 2802* +2 | MAY | 1252 | 1224 | 1250* -12 | | | | | MAY | 2904 | 2890 | 2900* +16 |
| SEP | | | | JLY | 1320 | 1296 | 1314* -14 | | | | | JLY | 2994 | 2972 | 2986* +20 |
| DEC | | | | SEP | 1376 | 1356 | 1374* -14 | | | | | SEP | 3070 | 3052 | 3070* +20 |
| SOYBEANS | | | | DEC | 1464 | 1440 | 1460* -12 | DEC | 3170 | 3160 | 3170* +20 | | | | |
| MAY | 5920 | 5794 | 5886* +22 | DEC | 1464 | 1440 | 1460* -12 | MAR | 3270* | | +34 | | | | |
| JLY | 6030 | 5914 | 5994* +4 | SOYBEAN NEAL | | | | SOYBEAN OIL | | | | | | | |
| AUG | 6074 | 5970 | 6054* +14 | MAY | 1716 | 1684 | 1707* +8 | MAY | 2181 | 2141 | 2176* +3 | | | | |
| SEP | 6114 | 6020 | 6086* +10 | JLY | 1753 | 1721 | 1742* +7 | JLY | 2217 | 2174 | 2208* +1 | | | | |
| NOV | 6220 | 6110 | 6180* +2 | AUG | 1766 | 1738 | 1760* +9 | AUG | 2229 | 2190 | 2218* -4 | | | | |
| JAN | 6320 | 6230 | 6284* -6 | SEP | 1783 | 1759 | 1779* +9 | SEP | 2243 | 2207 | 2227* -6 | | | | |
| MAR | 6430 | 6334 | 6392* -6 | OCT | 1795 | 1776 | 1792* +6 | OCT | 2250 | 2220 | 2241* -5 | | | | |
| MAY | 6490 | 6414 | 6462* -12 | DEC | 1835 | 1807 | 1825* +6 | DEC | 2278 | 2245 | 2272* +4 | | | | |
| JLY | 6524 | 6524 | 6524* -20 | JAN | 1840 | 1820 | 1830* +8 | JAN | 2280 | 2270 | 2275* +3 | | | | |
| AUG | | | | MAR | 1865 | 1855 | 1865* +5 | MAR | 2300 | 2290 | 2295* -7 | | | | |

| LIVE CATTLE | | | | FEEDER CATTLE | | | | LIVE HOGS | | | |
|---------------|-------|-------|-------------|---------------|-------|-------|-------------|----------------|------|------|------------|
| | HIGH | LOW | LAST CHG | | HIGH | LOW | LAST CHG | | HIGH | LOW | LAST CHG |
| APR | 8185 | 8110 | 8112* -55 | APR | 9070 | 9005 | 9010* -37 | APR | 5262 | 5205 | 5252* +7 |
| JUN | 7732 | 7655 | 7657* -65 | MAY | 8870 | 8807 | 8832* -13 | JUN | 5712 | 5625 | 5685* +15 |
| AUG | 7530 | 7477 | 7495* -22 | AUG | 8805 | 8740 | 8767* -28 | JLY | 5637 | 5575 | 5597* -10 |
| OCT | 7672 | 7630 | 7650* -15 | SEP | 8765 | 8705 | 8725* -42 | AUG | 5365 | 5305 | 5317* -5 |
| DEC | 7690 | 7655 | 7670* -17 | OCT | 8750 | 8690 | 8712* -35 | OCT | 4875 | 4830 | 4835* 0 |
| FEB | 7635 | 7630 | 7632* -15 | NOV | 8710 | 8700 | 8700* -45 | DEC | 4832 | 4805 | 4805* -7 |
| APR | 7680 | 7675 | 7675* -15 | JAN | 8715 | 8685 | 8685* -25 | FEB | 4770 | 4760 | 4760* 0 |
| JUN | | | | MAR | 8640 | 8640 | 8640* -30 | APR | 4625 | 4625 | 4625* 0 |
| SWISS FRANC | | | | EURODOLLAR | | | | PORK BELLIES | | | |
| JUN | 7087 | 6960 | 7040* +76 | JUN | 9375 | 9363 | 9371* +6 | MAY | 6390 | 6220 | 6320* +55 |
| SEP | 7055 | 6935 | 7010* +75 | SEP | 9341 | 9331 | 9338* +5 | JLY | 6190 | 6030 | 6120* +33 |
| DEC | 7040 | 6930 | 6998* +75 | DEC | 9291 | 9283 | 9290* +5 | AUG | 5910 | 5765 | 5827* +15 |
| BRITISH POUND | | | | MAR | 9267 | 9260 | 9266* +4 | FEB | 6020 | 5930 | 6020* +70 |
| JUN | 17786 | 17536 | 17680* +142 | JUN | 9231 | 9225 | 9230* +3 | MAR | 5970 | 5910 | 5970* +100 |
| SEP | 17580 | 17334 | 17476* +142 | SEP | 9201 | 9194 | 9200* +3 | MAY | | | |
| DEC | 17400 | 17310 | 17310* +136 | S&P 500 INDEX | | | | W. GERMEN MARK | | | |
| JAPANESE YEN | | | | JUN | 38180 | 37700 | 38110* +530 | JUN | 5974 | 5895 | 5947* +39 |
| JUN | 7358 | 7270 | 7314* +87 | SEP | 38460 | 38115 | 38390* +530 | SEP | 5926 | 5855 | 5903* +38 |
| SEP | 7332 | 7255 | 7293* +87 | DEC | 38700 | 38520 | 38670* +520 | DEC | 5900 | 5870 | 5870* +38 |
| DEC | 7305 | 7284 | 7284* +87 | MAR | 38950 | 38900 | 38900* +500 | MAR | 5837 | 5828 | 5837* +39 |

DTN GRAINS 21 JULY SOYBEANS

CONTRACT HIGH: 7.180 LOW: 5.760



DTN GRAINS 23 JULY SOYNEAL

CONTRACT HIGH: 209.0 LOW: 167.9

