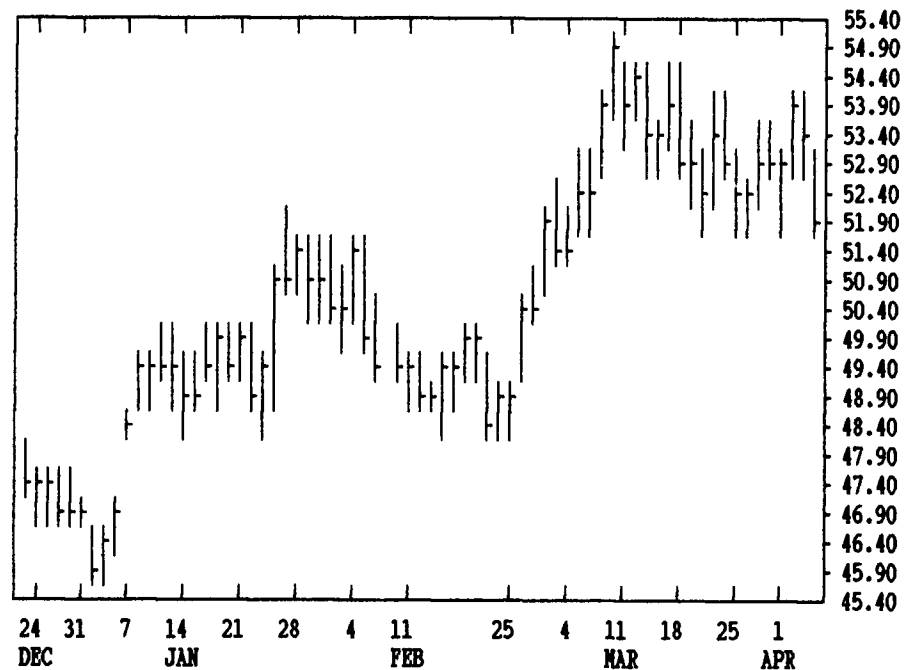
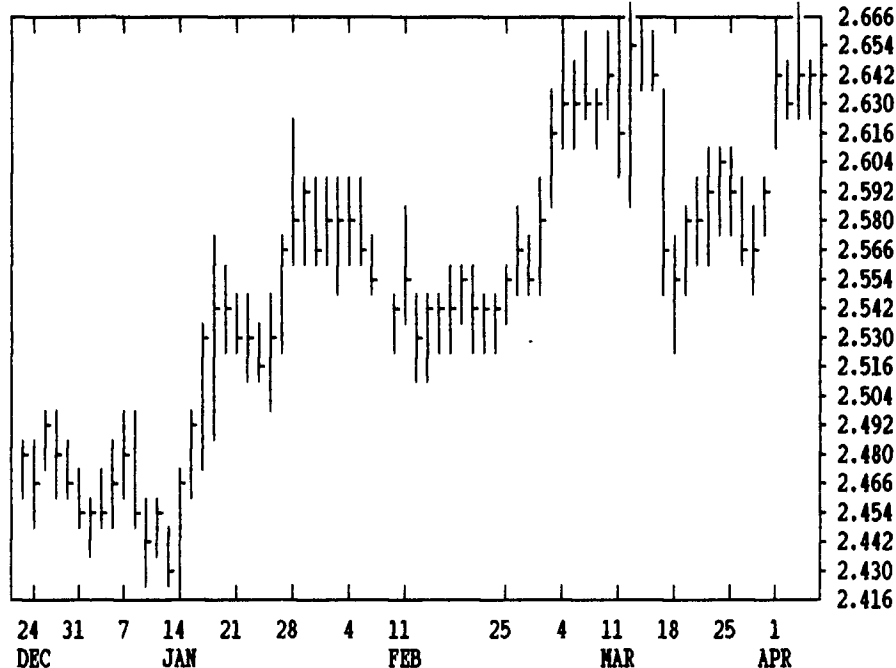


GRAIN, CATTLE AND HOG FUTURES MARKETS

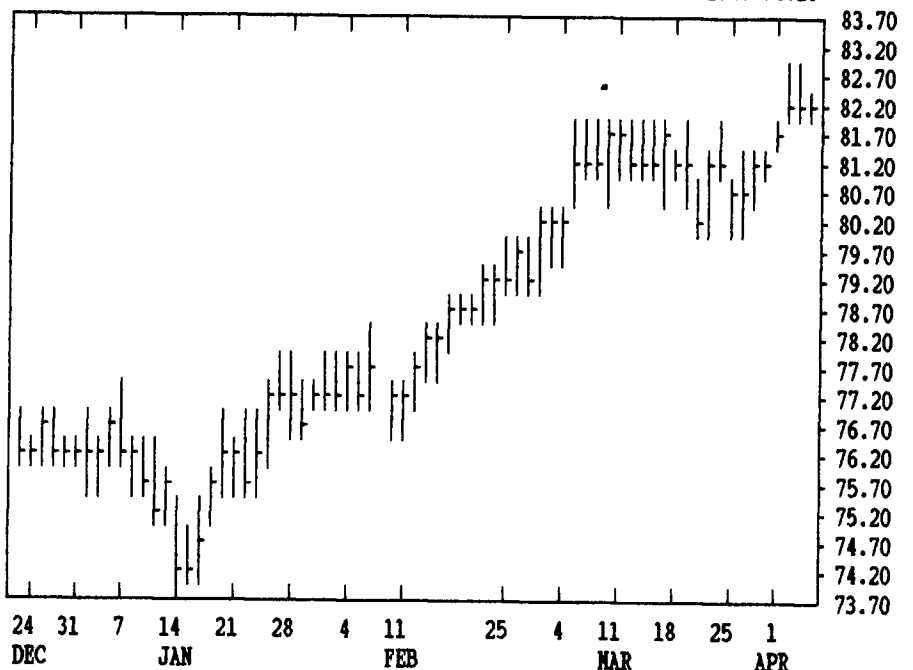
From DTN farmer satellite daily update. Service phone: (717) 731-1520

(Closing bids: Thursday, April 4

DTN GRAINS 16 JULY CORN CONTRACT HIGH: 3.082 LOW: 2.414



DTN LIVESTOCK 18 APRIL CATTLE CONTRACT HIGH: 82.70 LOW: 74.20



DTN FUTURES 10 04/04/91 TECHNICAL COMMENTS

| | PAST WEEK'S (ENDING 03/28) | | | MAR'S (ENDING 03/28) | | CURRENT | |
|---------|----------------------------|----------|----------|----------------------|----------|---------|------------|
| | HIGH | LOW | CLOSE | HIGH | LOW | SUPPORT | RESISTANCE |
| MAY WHT | 2.87 | 2.78 1/2 | 2.86 3/4 | 2.89 | 2.69 1/2 | 2.59 | 3.00 |
| JUL WHT | 2.96 | 2.89 | 2.96 | 2.98 | 2.80 1/4 | 2.80 | . |
| KC MAY | 2.88 1/2 | 2.82 | 2.87 3/4 | 2.90 3/4 | 2.73 1/2 | 2.61 | 3.00 |
| KC JULY | 2.94 1/2 | 2.88 | 2.94 1/4 | 2.98 | 2.80 1/2 | 2.80 | . |

| | | | | | | | |
|----------|----------|----------|----------|----------|----------|----------|----------|
| MAY CORN | 2.54 | 2.49 1/2 | 2.52 3/4 | 2.59 3/4 | 2.46 3/4 | 2.42 | 2.60 |
| JLY CORN | 2.60 1/2 | 2.55 3/4 | 2.59 1/2 | 2.67 1/4 | 2.53 1/2 | 2.50 | 2.68 |
| DEC91 CN | 2.58 1/4 | 2.53 3/4 | 2.56 3/4 | 2.68 1/4 | 2.53 3/4 | 2.53 3/4 | 2.68 1/4 |
| MAY BNS | 5.76 | 5.66 1/2 | 5.74 3/4 | 6.10 1/2 | 5.66 1/2 | 5.60 | 6.10 1/2 |
| JLY BNS | 5.88 1/2 | 5.78 1/2 | 5.87 1/4 | 6.23 1/2 | 5.78 1/2 | 5.76 | 6.23 1/2 |
| NOV91 BN | 6.09 1/4 | 5.98 1/2 | 6.08 1/4 | 6.38 1/2 | 5.98 1/2 | 5.90 | 6.40 |
| MAY NEAL | 167.90 | 164.20 | 167.70 | 176.50 | 164.00 | 160.60 | 180.00 |
| MAY OIL | 21.80 | 20.85 | 21.23 | 23.29 | 20.85 | 20.52 | 22.32 |

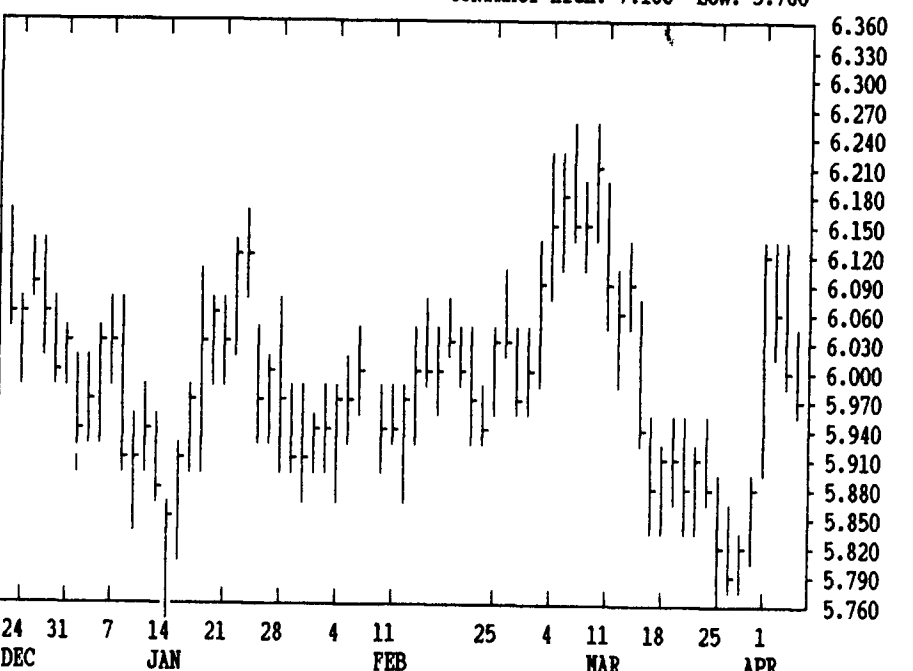
| | | | | | | | |
|----------|-------|-------|-------|-------|-------|-------|-----------|
| APR CCTL | 81.45 | 80.20 | 81.40 | 82.02 | 80.00 | 80.00 | . |
| JUN CCTL | 77.45 | 76.25 | 77.12 | 78.10 | 76.25 | 76.00 | . |
| APR PDES | 88.85 | 87.72 | 88.75 | 89.40 | 87.62 | 87.50 | 91.07 |
| APR HOGS | 53.37 | 52.12 | 53.12 | 54.95 | 51.42 | 51.90 | 55.00 |
| JUN HOGS | 58.50 | 57.60 | 58.42 | 59.30 | 56.20 | 55.00 | 61.00 |
| MAY BLS | 68.42 | 65.55 | 67.80 | 68.42 | 62.40 | 65.00 | MAY 70.72 |

| CORN | | | | CHICAGO WHEAT | | | | K.C. WHEAT | | | | | | |
|------|------|------|----------|---------------|--------------|------|----------|------------|-------------|------------|----------|-------|-------|-----|
| | HIGH | LOW | LAST CHG | | HIGH | LOW | LAST CHG | | HIGH | LOW | LAST CHG | | | |
| MAY | 2572 | 2560 | 2570* | 0 | MAY | 2884 | 2832 | 2854* | -36 | MAY | 2900 | 2864 | 2886* | -12 |
| JLY | 2646 | 2632 | 2642* | -6 | JLY | 2982 | 2930 | 2952* | -36 | JLY | 2966 | 2932 | 2950* | -46 |
| SEP | 2646 | 2634 | 2642* | -12 | SEP | 3062 | 3016 | 3036* | -22 | SEP | 3032 | 2996 | 3014* | -30 |
| DEC | 2650 | 2630 | 2636* | -12 | DEC | 3200 | 3146 | 3172* | -44 | DEC | 3140 | 3104 | 3122* | -52 |
| MAR | 2716 | 2702 | 2712* | -12 | MAR | 3270 | 3234 | 3260* | -44 | MAR | 3224 | 3144 | 3166* | -42 |
| MAY | 2772 | 2760 | 2770* | -10 | MAY | 3310 | 3300 | 3300* | -44 | MINN WHEAT | | | | |
| JLY | 2800 | 2796 | 2800* | -14 | OATS | | | | MAY | 2910 | 2834 | 2892* | -22 | |
| SEP | | | | | MAY | 1294 | 1262 | 1264* | -36 | JLY | 2996 | 2964 | 2974* | -46 |
| DEC | | | | | JLY | 1360 | 1330 | 1334* | -34 | SEP | 3064 | 3032 | 3046* | -22 |
| | | | | | SEP | 1420 | 1386 | 1390* | -34 | DEC | 3160 | 3140 | 3144* | -44 |
| | | | | | DEC | 1490 | 1464 | 1464* | -32 | MAR | | | 3240* | -10 |
| | | | | | SOYBEAN MEAL | | | | SOYBEAN OIL | | | | | |
| MAY | 5910 | 5836 | 5852* | -16 | MAY | 1729 | 1705 | 1712* | -14 | MAY | 2168 | 2134 | 2148* | -13 |
| JLY | 6036 | 5962 | 5976* | -34 | JLY | 1763 | 1738 | 1746* | -10 | JLY | 2202 | 2167 | 2181* | -11 |
| AUG | 6082 | 6016 | 6026* | -34 | AUG | 1778 | 1757 | 1760* | -13 | AUG | 2218 | 2186 | 2197* | -9 |
| SEP | 6132 | 6064 | 6074* | -36 | SEP | 1795 | 1775 | 1777* | -14 | SEP | 2228 | 2199 | 2210* | -10 |
| NOV | 6240 | 6166 | 6182* | -46 | OCT | 1802 | 1793 | 1797* | -18 | OCT | 2237 | 2213 | 2222* | -10 |
| JAN | 6344 | 6280 | 6282* | -54 | DEC | 1845 | 1824 | 1829* | -13 | DEC | 2257 | 2233 | 2245* | -10 |
| MAR | 6450 | 6384 | 6392* | -46 | JAN | 1855 | 1836 | 1836* | -19 | JAN | 2255 | 2245 | 2247* | -13 |
| MAY | 6594 | 6470 | 6470* | -40 | MAR | 1890 | 1880 | 1890* | 0 | MAR | 2280 | 2270 | 2275* | -15 |
| JLY | 6570 | 6560 | 6560* | 0 | | | | | | | | | | |
| AUG | | | | | | | | | | | | | | |

| LIVE CATTLE | | | | FEEDER CATTLE | | | | LIVE HOGS | | | | | | |
|-------------|------|------|----------|---------------|------|------|----------|-----------|------|------|----------|------|-------|------|
| | HIGH | LOW | LAST CHG | | HIGH | LOW | LAST CHG | | HIGH | LOW | LAST CHG | | | |
| APR | 8252 | 8210 | 8212* | -40 | APR | 9047 | 8992 | 9027* | +45 | APR | 5310 | 5217 | 5225* | -105 |
| JUN | 7805 | 7760 | 7777* | -28 | MAY | 8865 | 8820 | 8837* | +17 | JUN | 5785 | 5660 | 5665* | -132 |
| AUG | 7535 | 7500 | 7505* | -7 | AUG | 8817 | 8785 | 8807* | +15 | JULY | 5720 | 5630 | 5632* | -80 |
| OCT | 7665 | 7640 | 7652* | -8 | SEP | 8790 | 8750 | 8790* | +30 | AUG | 5450 | 5335 | 5382* | -53 |
| DEC | 7685 | 7660 | 7667* | -8 | OCT | 8755 | 8700 | 8752* | +32 | OCT | 4905 | 4860 | 4872* | -13 |
| FEB | 7647 | 7630 | 7630* | -2 | NOV | 8750 | 8687 | 8750* | +60 | DEC | 4830 | 4800 | 4807* | -3 |
| APR | 7675 | 7675 | 7675* | +25 | JAN | 8715 | 8680 | 8715* | +65 | FEB | 4760 | 4745 | 4750* | 0 |
| JUN | | | | | MAR | 8650 | 8602 | 8650* | +50 | APR | 4630 | 4600 | 4625* | +20 |

| SWISS FRANC | | | | EURODOLLAR | | | | PORK BELLIES | | | | | | |
|-------------|-------|-------|----------|------------|---------------|-------|----------|--------------|----------------|------|----------|------|-------|------|
| | HIGH | LOW | LAST CHG | | HIGH | LOW | LAST CHG | | HIGH | LOW | LAST CHG | | | |
| JUN | 7132 | 7020 | 7093* | +79 | JUN | 9359 | 9349 | 9356* | +4 | MAY | 6770 | 6525 | 6540* | -185 |
| SEP | 7099 | 7000 | 7066* | +79 | SEP | 9334 | 9321 | 9331* | +8 | JULY | 6600 | 6375 | 6375* | -200 |
| DEC | 7090 | 7057 | 7057* | +79 | DEC | 9286 | 9274 | 9284* | +8 | AUG | 6355 | 6130 | 6130* | -200 |
| | | | | | MAR | 9267 | 9257 | 9265* | +6 | FEB | 6070 | 5912 | 5912* | -98 |
| | | | | | JUN | 9236 | 9228 | 9234* | +5 | MAR | 5970 | 5870 | 5870* | -40 |
| | | | | | SEP | 9210 | 9202 | 9209* | +5 | MAY | | | | |
| | | | | | S&P 500 INDEX | | | | W. GERMAN MARK | | | | | |
| JUN | 17728 | 17488 | 17654* | +132 | JUN | 38500 | 37935 | 38200* | +135 | JUN | 5993 | 5912 | 5964* | +27 |
| SEP | 17540 | 17290 | 17450* | +128 | SEP | 38775 | 38240 | 38485* | +135 | SEP | 5950 | 5873 | 5922* | +28 |
| DEC | 17350 | 17150 | 17294* | +128 | DEC | 39060 | 38590 | 38790* | +140 | DEC | 5889 | 5860 | 5889* | +29 |
| | | | | | MAR | 39360 | 38895 | 39080* | +130 | MAR | | | | |
| | | | | | | | | | | | | | | |

DTN GRAINS 21 JULY SOYBEANS CONTRACT HIGH: 7.180 LOW: 5.760



DTN GRAINS 23 JULY SOYMEAL CONTRACT HIGH: 209.0 LOW: 167.9

