



## HARVEST TEC SKID FEEDER-40



The **SKID FEEDER - 40** is designed to turn your skid steer loader into a cross between a feed cart and a feed wagon. Now you can move feed from your silos and storage bins to anyplace on your farmstead without making a major investment. The **SKID FEEDER - 40** discharges feed from the bottom of its hopper as you drive forward for efficient bunk or alley feeding. Consider the time and work the **SKID FEEDER - 40** could save you in:

- Moving silage and other feeds to side buildings and pens.
- Feeding in tight spots both inside and outside.
- Transferring TMR's to locations not served by automatic equipment.



### FEATURES...

- 40 cubic feed hopper capacity (holds up to 1200 pounds of feed).
- Feeds outside the wheel track of the skid steer loader.
- Hopper can be raised for feeding into a bunk.
- Quick attachment plates available for most skid steer loaders.



110 South Railroad Ave  
New Holland, PA 17557  
(717) 354-4191  
Monday Thru Friday 7-5:30  
Saturday 7-Noon



## Save Big on John Deere Parts

Your John Deere Equipment Needs John Deere Parts - And Now You Can Get Those Parts For The Price Of Most Imitations

★ **Congratulations To** ★  
**DARRELL L. MARTIN** - Lancaster  
*Best In These Parts Sweepstakes  
Bonus Drawing Winner -*  
**JOHN DEERE BATTERY CHARGER**

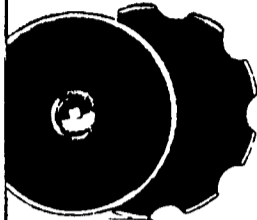


**SAVE TIME!** Phone Your Order In Today-We'll Have It Ready For You To Pick Up  
Fast Friendly Service  
Call (717) 354-4191

**SPRING START-UP SAVINGS ON TILLAGE PARTS!**

### Disk Blades

Made from cross-rolled high-carbon steel for long wear, resistance to breakage. Custom heat-treating for uniform hardness.




18" - B31315  
Reg. \$14.35 **SALE \$12.00**

20" - B31318  
Reg. \$18.67 **SALE \$15.71**

22" - B35605  
Reg. \$23.57 **SALE \$19.80**

### Plow Shares


Exclusive lengthwise twist for good soil scouring, improved penetration. Tempered for long wear.



**BUY A BOX OF 6 PLOW SHARES AND RECEIVE PLOW BOLTS FOR FREE!**

Offer Expires April 16, '91

### Plow Bolts



Get the hardware made to fit and work right with John Deere plow shares.

See us for the bolt sizes you need.




110 South Railroad Ave New Holland, PA 17557  
(717) 354-4191  
Monday Thru Friday 7-5:30 Saturday 7-Noon



## WIL-RICH MOLDBOARD PLOWS — 3 TO 12 BOTTOMS

The Wil-Rich Plow line offers a size and model to fit any needs. Semi-Mounted models are available in 3, 4, 5, and 6 bottoms. Rigid-Frame Trailing models are available in 5, 6, and 7 bottoms. Single-Pivot Hinged models include 8, 9, 10, 11 and 12 bottoms. Stop in today... we've got a plow to fit your needs, large or small.

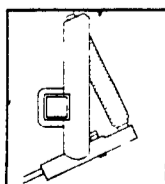


**The 7700 Series Row Crop Cultivators Are Designed For You.**

The WIL-RICH 7700 Series offers you a row crop cultivator for almost any job. The 7710 is a Danish tine unit designed for high speed work in most soil conditions and 7720 C-shank models give you extra muscle for hard packed ground. Step up to the 7750 Series. It's designed to handle a wide variety of row crop cultivating jobs — from ridge-till corn to conventional tilled beans.

Rigid models are available in 4- 6- and 8-row units. Flatfold models come as either 8- 12- or 16-row units.

7720 models use the patented WIL-RICH shank assembly to dig out weeds and condition the soil.



## WIL-RICH Row Crop Cultivators



110 South Railroad Ave.  
New Holland, PA 17557  
717-354-4191

New Store Hours  
Mon. thru Fri. 7-5:30  
Sat. 7 to Noon



## BUY NOW 0%

A.P.R. (until June 1, 1991) and CUSTOMER REBATES

**The Circle Of Quality**  
If You ... Plow It, Disc It, Till It, Mow or Cut It ... You Need It

Plow It  
Till It  
Mow or Cut It  
Disc and Smooth It  
Disc It

Series 650

Series 870

Series 390

Series 740

Series 530

Series 580-590

Dealer Imprint

Visit your Taylor/Pittsburgh dealer today



New Store Hours  
Mon. thru Fri. 7-5:30  
Sat. 7 to Noon



110 S. Railroad Ave., New Holland, PA 17557

717-354-4191