

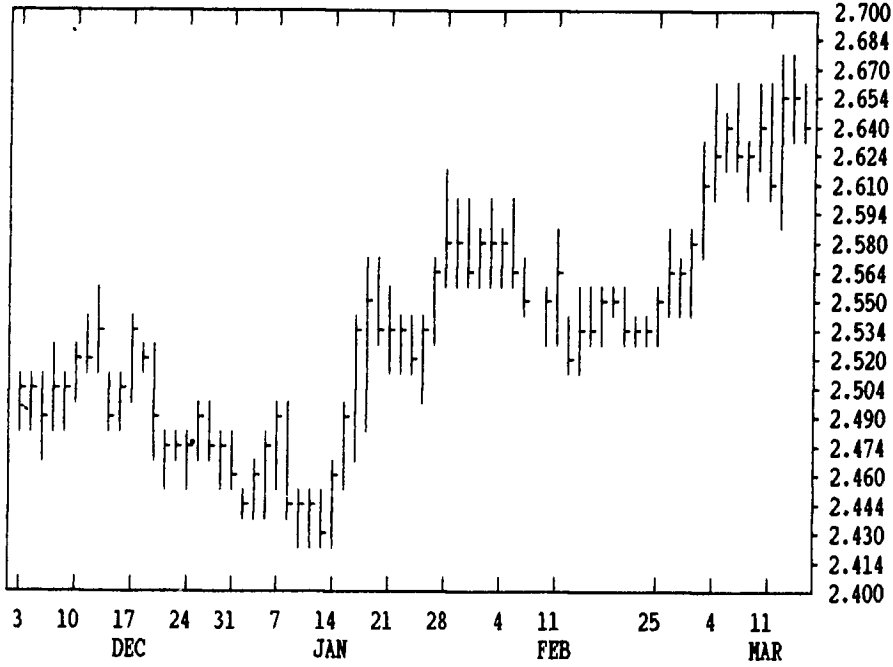
GRAIN, CATTLE AND HOG FUTURES MARKETS

From DTN farmer satellite daily update. Service phone: (717) 731-1520

(Closing bids: Thursday, March 14)

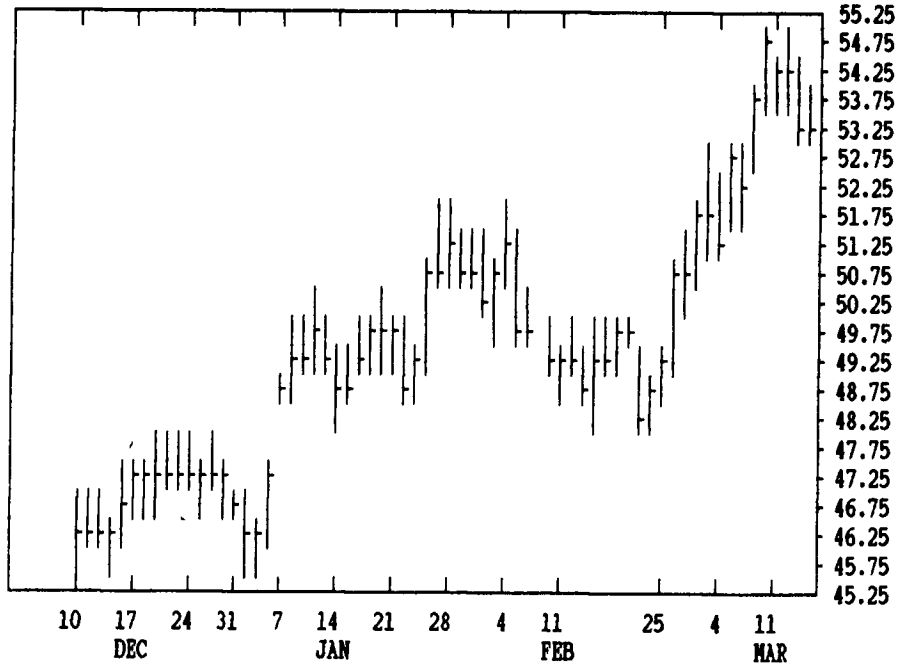
DTN GRAINS 16 JULY CORN

CONTRACT HIGH: 3.082 LOW: 2.414



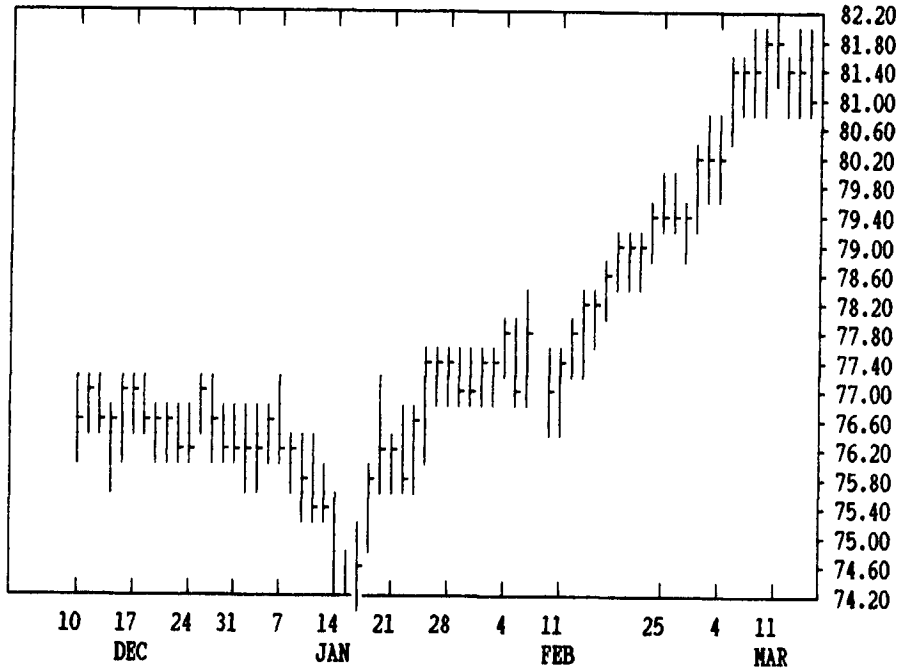
DTN LIVESTOCK 17 APRIL HOGS

CONTRACT HIGH: 54.95 LOW: 43.60



DTN LIVESTOCK 18 APRIL CATTLE

CONTRACT HIGH: 82.02 LOW: 74.20



DTN FUTURES 10 03/14/91

TECHNICAL COMMENTS

	PAST WEEK'S (ENDING 03/08)			FEB'S (ENDING 02/28)		CURRENT	
	HIGH	LOW	CLOSE	HIGH	LOW	SUPPORT	RESISTANCE
MAR WHT	2.77 1/2	2.68 1/2	2.75 1/2	2.63 1/2	2.48	2.59	MAY 2.93
JUL WHT	2.98	2.89 1/2	2.92 3/4	2.81	2.68 1/4	2.80	3.00
KC MAR	2.85 3/4	2.76 3/4	2.79 3/4	2.68 1/4	2.56 1/2	2.61	MAY 2.96
KC JULY	2.98	2.88	2.91	2.80 3/4	2.69 1/4	2.80	3.04
MAR CORN	2.48	2.44	2.47 3/4	2.45 3/4	2.37 1/2	2.48 1/2	MAY 2.64 3/4
JULY CORN	2.65 1/4	2.61 3/4	2.65	2.60	2.52	2.55 1/2	2.68
DEC91 CN	2.68 1/4	2.64	2.66 1/4	2.64	2.54 1/4	2.60	2.72
MAR BNS	6.00 1/2	5.86 3/4	6.00 1/4	5.82 3/4	5.62 3/4	5.80	MAY 6.37
JULY BNS	6.23 1/2	6.11	6.22 3/4	6.10	5.89 1/2	5.90	6.43 1/2
NOV91 BN	6.38 1/2	6.26	6.37 1/2	6.25	6.03	6.00	6.50
MAR MEAL	173.50	168.00	172.10	171.40	162.30	165.00	MAY 175.00
MAR OIL	23.00	22.18	22.87	22.11	20.92	21.00	MAY 23.00

APR CCTL	82.00	80.05	81.90	80.35	76.80	80.00	.
JUN CCTL	78.05	76.85	77.87	77.05	74.37	76.85	.
MAR FDRS	91.07	89.72	91.05	90.30	87.35	87.00	APR .
APR HOGS	54.95	51.42	54.87	57.40	53.85	50.00	.
JUN HOGS	58.97	56.20	58.87	57.40	53.85	55.00	.
MAR BLLS	67.40	62.70	67.30	67.40	60.15	60.00	MAY 67.50

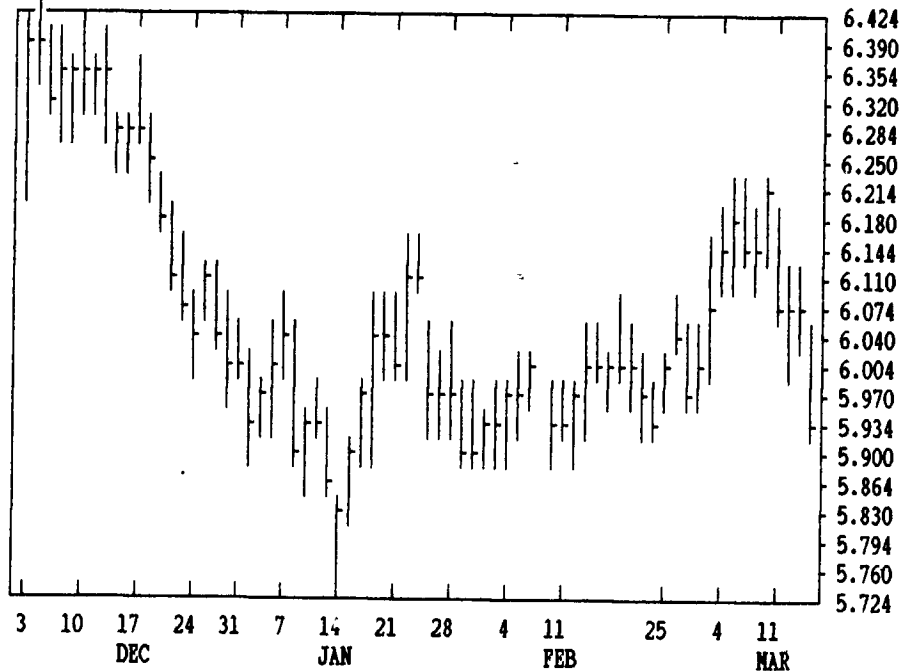
CORN				CHICAGO WHEAT				K.C. WHEAT						
	HIGH	LOW	LAST CHG		HIGH	LOW	LAST CHG		HIGH	LOW	LAST CHG			
MAR	2512	2490	2492*	-20	MAR	2760	2744	2754*	-34	MAR	2834	2816	2816*	-46
MAY	2580	2564	2566*	-16	MAY	2850	2826	2834*	-46	MAY	2884	2840	2842*	-54
JULY	2660	2642	2644*	-20	JULY	2944	2922	2926*	-44	JULY	2950	2912	2914*	-52
SEP	2672	2660	2662*	-10	SEP	3026	3000	3010*	-42	SEP	3004	2970	2970*	-50
DEC	2682	2662	2666*	-6	DEC	3154	3140	3142*	-42	DEC	3090	3070	3074*	-44
MAR	2750	2732	2742*	0	MAR	3224	3220	3220*	-30	MINN WHEAT				
MAY	2794	2786	2786*	-6	OATS				MAR	2780	2780	2780*	-20	
JULY	18790	18790	18790		MAR	1264	1252	1260*	-4	MAY	2876	2844	2844*	-36
SEP					MAY	1296	1276	1284*	-14	JULY	2970	2930	2930*	-42
SOYBEANS				JULY	1360	1340	1346*	-12	SEP	3022	3000	3004*	-40	
MAR	5840	5734	5736*	-126	SEP	1396	1380	1390*	-2	DEC	3116	3104	3104*	-40
MAY	5930	5800	5810*	-134	SOYBEAN MEAL				SOYBEAN OIL					
JULY	6060	5950	5954*	-126	MAR	1690	1653	1654*	-39	MAR	2200	2155	2157*	-37
AUG	6112	6010	6010*	-122	MAY	1713	1676	1677*	-42	MAY	2229	2178	2179*	-35
SEP	6154	6054	6054*	-114	JULY	1752	1718	1718*	-41	JULY	2262	2212	2213*	-34
NOV	6254	6154	6160*	-112	AUG	1768	1740	1740*	-39	AUG	2270	2225	2225*	-36
JAN	6360	6264	6264*	-124	SEP	1790	1756	1756*	-41	SEP	2290	2240	2241*	-36
MAR	6464	6390	6390*	-110	OCT	1802	1777	1777*	-38	OCT	2300	2255	2255*	-30
MAY	6470	6470	6470*	-110	DEC	1833	1805	1808*	-38	DEC	2323	2282	2284*	-25
JULY					JAN	1820	1810	1812*	-38	JAN	2300	2285	2292*	-23

LIVE CATTLE				FEEDER CATTLE				LIVE HOGS						
	HIGH	LOW	LAST CHG		HIGH	LOW	LAST CHG		HIGH	LOW	LAST CHG			
APR	8185	8112	8122*	-13	MAR	9065	9025	9030*	-2	APR	5377	5315	5342*	+12
JUN	7800	7732	7742*	-10	APR	8890	8830	8840*	+8	JUN	5835	5750	5805*	+40
AUG	7535	7495	7500*	-7	MAY	8740	8662	8675*	-10	JULY	5755	5690	5717*	+20
OCT	7617	7575	7582*	-15	AUG	8705	8640	8660*	-10	AUG	5495	5425	5472*	+20
DEC	7640	7605	7620*	-2	SEP	8670	8620	8620*	-5	OCT	4940	4890	4892*	+5
FEB	7615	7580	7580*	-17	OCT	8615	8575	8595*	+10	DEC	4845	4800	4800*	0
APR	7645	7645	7645*	0	NOV	8605	8560	8580*	+5	FEB	4765	4725	4725*	-10
JUN					JAN	8580	8552	8552*	+10	APR	4610	4600	4610*	+10

SWISS FRANC				EURODOLLAR				PORK BELLIES						
	HIGH	LOW	LAST CHG		HIGH	LOW	LAST CHG		HIGH	LOW	LAST CHG			
MAR	7337	7268	7297*	-38	MAR	9362	9357	9361*	+9	MAR	6560	6430	6455*	-22
JUN	7299	7230	7258*	-42	JUN	9354	9345	9353*	+7	MAY	6557	6425	6465*	-12
SEP	7275	7210	7233*	-42	SEP	9326	9318	9325*	+6	JULY	6465	6350	6385*	-30
BRITISH POUND				DEC	9281	9275	9280*	+5	AUG	6300	6175	6180*	-97	
MAR	18606	18470	18528*	-82	MAR	9258	9252	9258*	+5	FEB	5975	5850	5880*	+65
JUN	18344	18216	18270*	-74	JUN	9226	9220	9226*	+6	MAR	5950	5950	5950*	0
SEP	18130	18014	18078*	-68	S&P 500 INDEX				W. GERMAN MARK					
JAPANESE YEN				JUN			37695		MAR	6358	6306	6326*	-37	
MAR	7376	7321	7371*	-4	SEP			37960		JUN	6313	6259	6281*	-39
JUN	7344	7282	7335*	-8	DEC			38245		SEP	6270	6225	6235*	-47
SEP	7328	7285	7319*	-11	MAR					DEC	6240	6204	6204*	-48

DTN GRAINS 21 JULY SOYBEANS

CONTRACT HIGH: 7.180 LOW: 5.760



DTN GRAINS 23 JULY SOYMEAL

CONTRACT HIGH: 209.0 LOW: 170.0

