

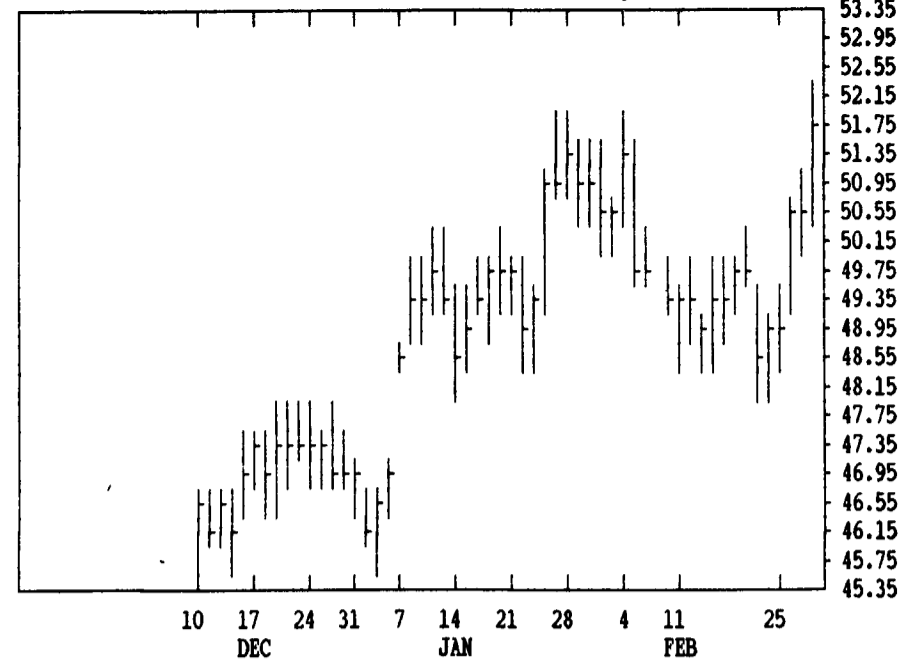
# GRAIN, CATTLE AND HOG FUTURES MARKETS

From DTN farmer satellite daily update. Service phone: (717) 731-1520

(Closing bids: Thursday, Feb. 28)

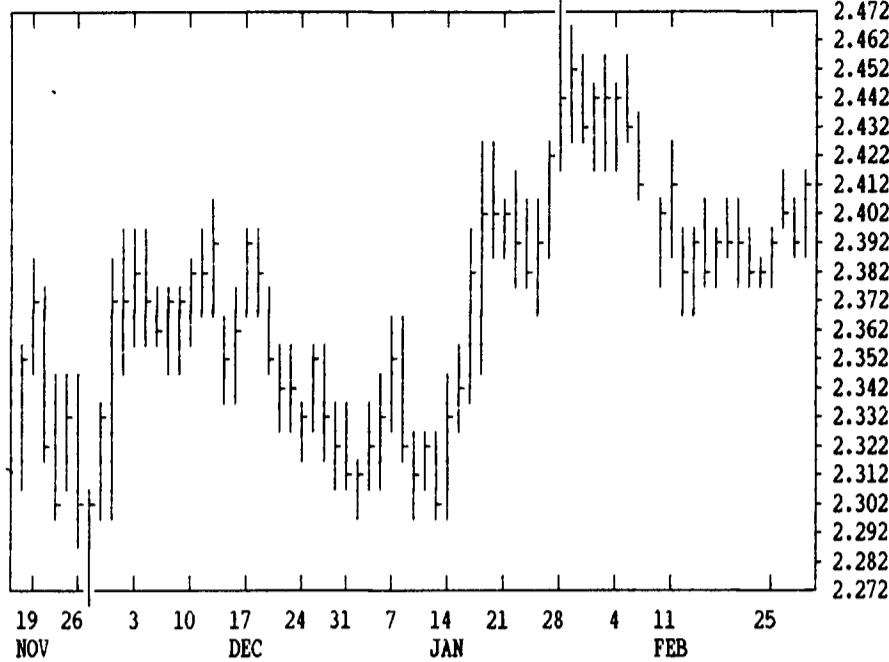
DTN LIVESTOCK 17 APRIL HOGS

CONTRACT HIGH: 52.10 LOW: 43.60



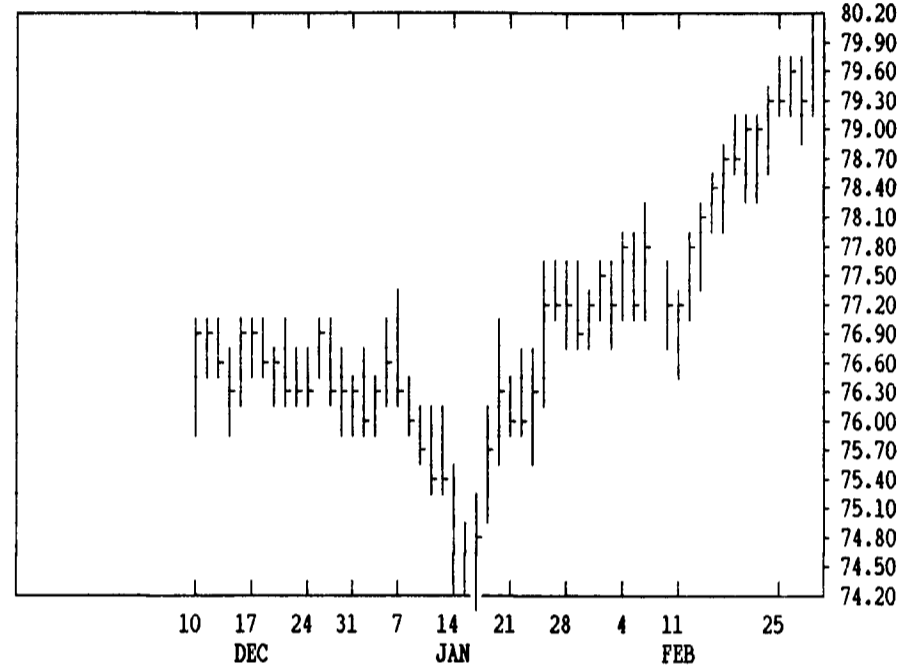
DTN GRAINS 16 MARCH CORN

CONTRACT HIGH: 3.024 LOW: 2.272



DTN LIVESTOCK 18 APRIL CATTLE

CONTRACT HIGH: 84.85 LOW: 74.20



DTN FUTURES 10 02/28/91

TECHNICAL COMMENTS

	PAST WEEK'S (ENDING 02/22)			JAN'S (ENDING 01/31)		CURRENT	
	HIGH	LOW	CLOSE	HIGH	LOW	SUPPORT	RESISTANCE
MAR WHT	2.56 1/4	2.51 1/4	2.51 3/4	2.64	2.44 1/2	.	.
JUL WHT	2.77 1/2	2.72 1/4	2.73	2.80 1/2	2.62	2.62	2.85
KC MAR	2.65 1/2	2.63	2.64 1/2	2.66 1/4	2.50 1/4	2.50	2.70
KC JULY	2.76 1/2	2.72 1/4	2.73 1/2	2.78 1/2	2.62	2.62	2.85
MAR CORN	2.40 1/2	2.38	2.38 1/4	2.47	2.30 1/4	2.30	2.49
JLY CORN	2.56	2.53 1/4	2.54	2.61 3/4	2.43	2.41 1/2	2.64
DEC91 CN	2.60	2.57 1/4	2.59	2.64	2.46 3/4	2.46	2.65
MAR BNS	5.80	5.69	5.69 1/2	5.89 1/4	5.49 1/2	5.49	5.90
JLY BNS	6.07 1/4	5.93 1/2	5.94 1/4	6.15 1/2	5.76	5.76	6.16
NOV91 BN	6.25	6.10 1/2	6.11 1/4	6.18 3/4	5.90 1/2	6.00	6.34
MAR MEAL	170.70	165.90	166.80	174.70	160.60	165.90	174.70
MAR OIL	21.32	20.93	21.00	22.56	20.15	20.15	22.60

APR CTTL	79.47	78.60	79.40	.	.	77.00	81.25
JUN CTTL	76.10	75.20	76.02	75.27	72.42	74.30	.
MAR FDRS	89.10	88.55	88.85	87.75	83.55	86.00	.
APR HOGS	50.10	48.40	49.00	.	.	48.40	.
JUN HOGS	55.32	53.85	54.37	56.10	50.80	53.50	.
MAR BLLS	64.00	60.42	61.50	.	.	60.00	65.00

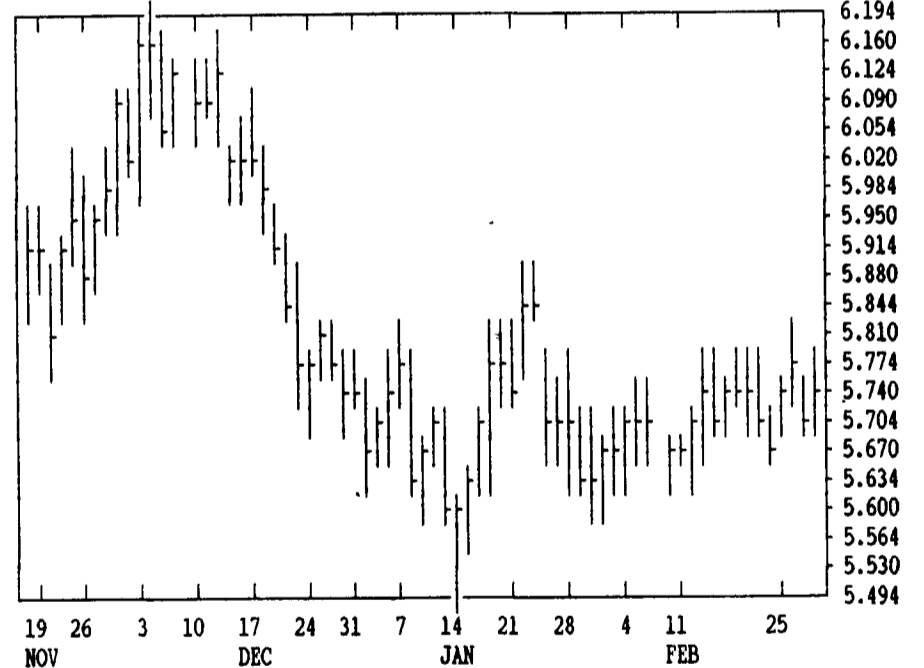
LIVE CATTLE				FEEDER CATTLE				LIVE HOGS			
MONTH	HIGH	LOW	LAST CHG	MONTH	HIGH	LOW	LAST CHG	MONTH	HIGH	LOW	LAST CHG
APR	8035	7932	8022* +87	MAR	9030	8985	9027* +55	APR	5210	5080	5187* +112
JUN	7705	7615	7702* +85	APR	8835	8780	8822* +50	JUN	5740	5605	5677* +70
AUG	7470	7420	7465* +50	MAY	8695	8630	8677* +62	JLY	5687	5540	5632* +95
OCT	7515	7465	7512* +50	AUG	8650	8590	8645* +75	AUG	5345	5220	5320* +115
DEC	7590	7550	7590* +45	SEP	8600	8570	8600* +55	OCT	4795	4720	4765* +38
FEB	7577	7545	7575* +25	OCT	8580	8550	8577* +47	DEC	4770	4720	4730* +25
APR	7570	7570	7570* 0	NOV	8595	8565	8585* +45	FEB	4740	4715	4732* +12
JUN				JAN	8575	8565	8575* +30	APR	4545	4500	4545*

SWISS FRANC				EURODOLLAR				PORK BELLIES			
MONTH	HIGH	LOW	LAST CHG	MONTH	HIGH	LOW	LAST CHG	MONTH	HIGH	LOW	LAST CHG
MAR	7594	7520	7534* -56	MAR	9316	9312	9313* 0	MAR	6422	6210	6412* +190
JUN	7566	7492	7507* -58	JUN	9332	9325	9326* -2	MAY	6380	6175	6380* +200
SEP	7545	7470	7484* -60	SEP	9314	9305	9306* -4	JLY	6295	6095	6287* +192
BRITISH POUND				DEC	9274	9265	9266* -4	AUG	6080	5910	6080* +200
MAR	19144	19010	19052* -60	MAR	9257	9249	9250* -4	FEB	5910	5890	5910* +200
JUN	18894	18744	18800* -54	JUN	9229	9221	9222* -4	MAR	5900	5860	5865*
SEP	18670	18600	18600* -50	S&P 500 INDEX				W. GERMAN MARK			
JAPANESE YEN				MAR	37140	36630	36680* -230	MAR	6579	6532	6548* -11
MAR	7555	7501	7510* -57	JUN	37470	36955	37000* -230	JUN	6542	6494	6511* -11
JUN	7535	7482	7489* -59	SEP	37690	37230	37260* -245	SEP	6507	6461	6476* -11
SEP	7490	7480	7480* -59	DEC	37970	37570	37570* -245	DEC	6463	6452	6452* -11

CORN				CHICAGO WHEAT				K.C. WHEAT			
MONTH	HIGH	LOW	LAST CHG	MONTH	HIGH	LOW	LAST CHG	MONTH	HIGH	LOW	LAST CHG
MAR	2414	2392	2412* +14	MAR	2596	2514	2596* +74	MAR	2694	2642	2686* +36
MAY	2514	2486	2510* +16	MAY	2700	2632	2694* +56	MAY	2736	2684	2734* +44
JLY	2590	2560	2586* +24	JLY	2810	2740	2800* +56	JLY	2806	2750	2796* +44
SEP	2610	2584	2604* +24	SEP	2894	2824	2890* +70	SEP	2860	2812	2860* +46
DEC	2640	2604	2636* +30	DEC	3024	2950	3024* +72	DEC	2954	2910	2954* +50
MAR	2710	2676	2706* +24	MAR	3100	3064	3100* +60	MINN WHEAT			
MAY	2760	2740	2760* +22	OATS				MAR	2676	2622	2674* +52
JLY				MAR	1104	1066	1102* +32	MAY	3050	2712	3050* +332
SEP				MAY	1174	1150	1170* +22	JLY	2840	2796	2840* +40
SOYBEANS				JLY	1234	1214	1232* +22	SEP	2910	2864	2910* +42
MAR	5782	5722	5756* +34	SEP	1280	1270	1274* +14	DEC	3000	3000	3000* +50
MAY	5904	5836	5880* +32	SOYBEAN MEAL				SOYBEAN OIL			
JLY	6040	5970	6004* +22	MAR	1684	1666	1682* +11	MAR	2165	2121	2164* +44
AUG	6090	6024	6054* +24	MAY	1718	1699	1713* +4	MAY	2200	2158	2198* +41
SEP	6114	6060	6082* +22	JLY	1755	1739	1745* -1	JLY	2234	2189	2232* +42
NOV	6204	6144	6190* +42	AUG	1770	1756	1760* -5	AUG	2238	2204	2238* +41
JAN	6304	6254	6302* +42	SEP	1787	1773	1776* -4	SEP	2245	2230	2245* +36
MAR	6410	6360	6410* +36	OCT	1798	1785	1791* +1	OCT	2250	2235	2250* +35
MAY	6490	6490	6490* +34	DEC	1825	1816	1821* -1	DEC	2275	2235	2275* +39
JLY				JAN	1835	1825	1825* -3	JAN	2280	2255	2275* +35

DTN GRAINS 21 MARCH SOYBEANS

CONTRACT HIGH: 7.030 LOW: 5.494



DTN GRAINS 23 MARCH SOY MEAL

CONTRACT HIGH: 212.0 LOW: 160.6

