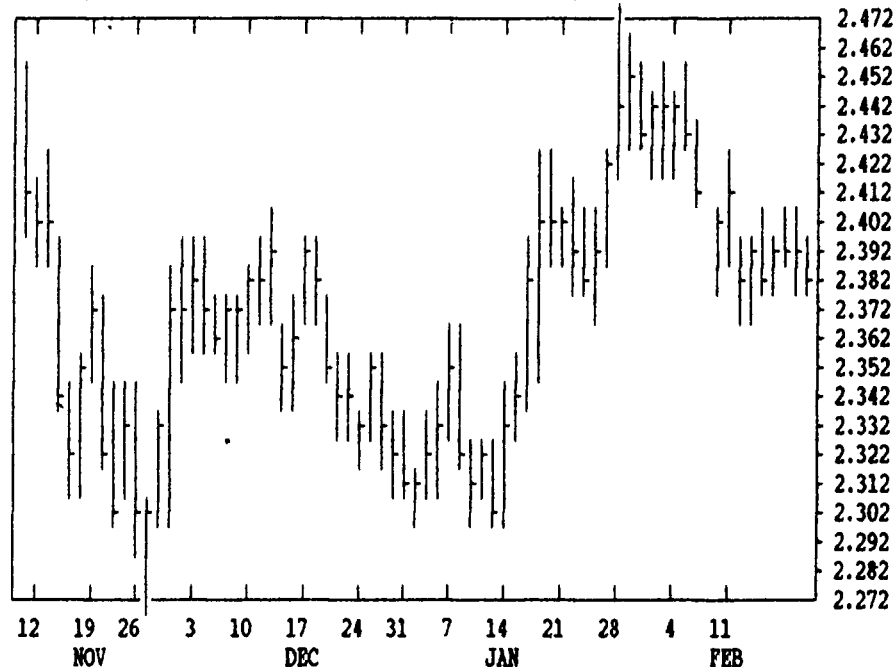


# GRAIN, CATTLE AND HOG FUTURES MARKETS

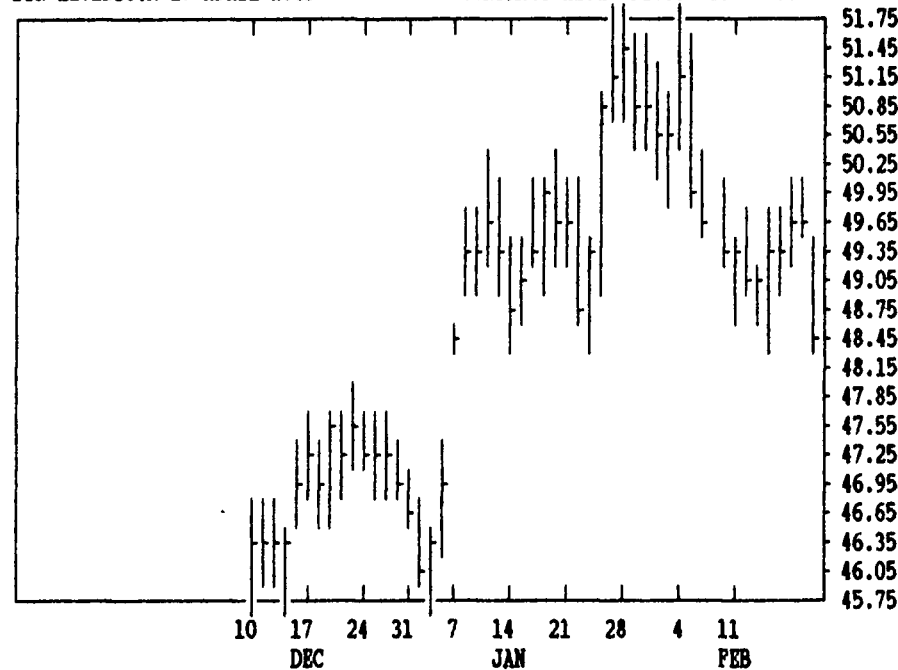
From DTN farmer satellite daily update. Service phone: (717) 731-1520

(Closing bids: Thursday, Feb. 21)

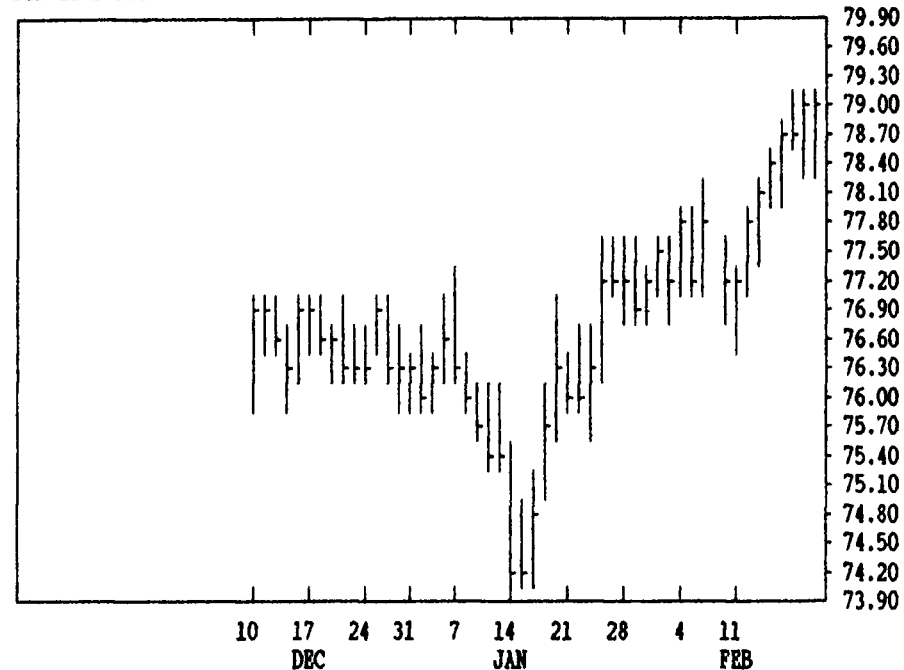
DTN GRAINS 16 MARCH CORN CONTRACT HIGH: 3.024 LOW: 2.272



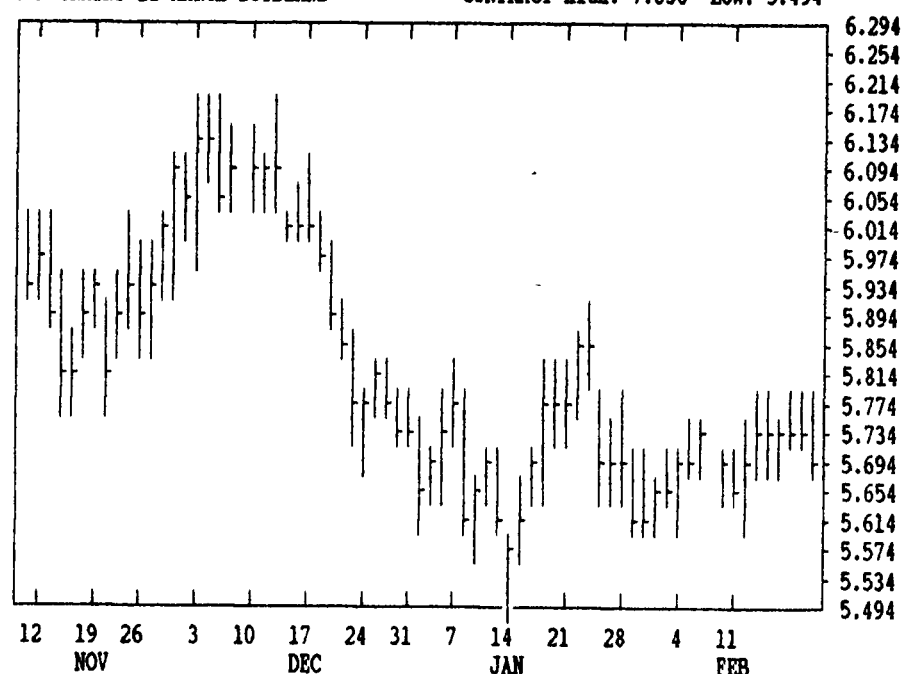
DTN LIVESTOCK 17 APRIL HOGS CONTRACT HIGH: 51.80 LOW: 43.60



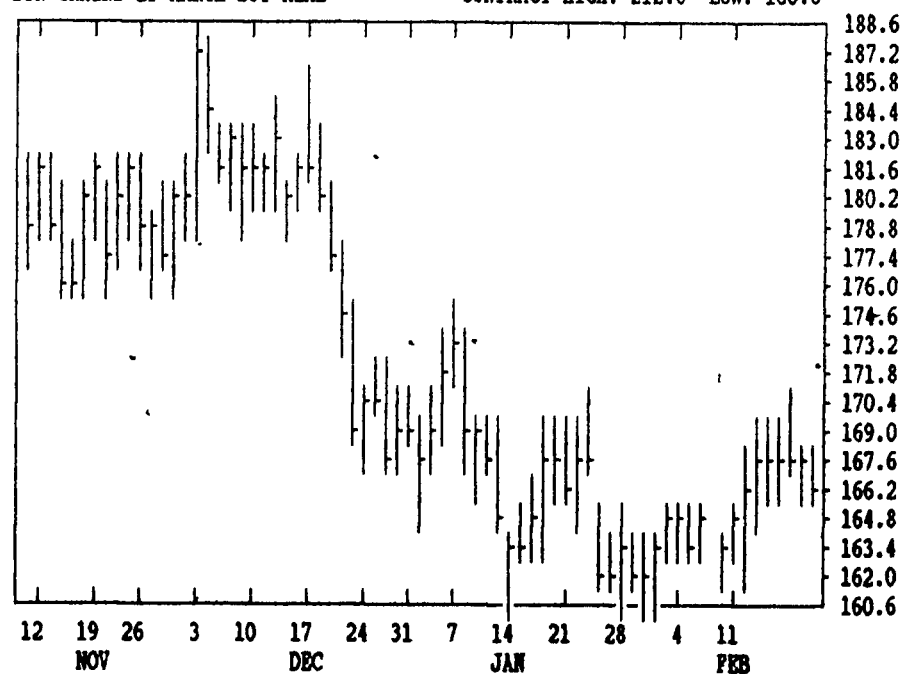
DTN LIVESTOCK 18 APRIL CATTLE CONTRACT HIGH: 84.85 LOW: 74.20



DTN GRAINS 21 MARCH SOYBEANS CONTRACT HIGH: 7.030 LOW: 5.494



DTN GRAINS 23 MARCH SOY MEAL CONTRACT HIGH: 212.0 LOW: 160.6



DTN FUTURES	10 02/21/91			TECHNICAL COMMENTS			
	PAST WEEK'S (ENDING 02/15)			JAN'S (ENDING 01/31)		CURRENT	
	HIGH	LOW	CLOSE	HIGH	LOW	SUPPORT	RESISTANCE
MAR WHT	2.57 1/2	2.50	2.56 1/2	2.64	2.44 1/2	2.44 1/2	2.65
JUL WHT	2.78	2.69 3/4	2.77	2.80 1/2	2.62	2.62	2.85
KC MAR	2.66 1/4	2.59	2.62 1/2	2.66 1/4	2.50 1/4	2.50	2.70
KC JULY	2.77 3/4	2.70	2.79 1/4	2.78 1/2	2.62	2.62	2.80

MAR CORN	2.42 3/4	2.37 1/2	2.39 1/2	2.47	2.30 1/4	2.30	2.49
JLY CORN	2.57 3/4	2.52	2.55	2.61 3/4	2.43	2.41 1/2	2.64
DEC91 CN	2.60	2.54 1/4	2.59	2.64	2.46 3/4	2.46	2.65
MAR BNS	5.78	5.62 3/4	5.73 1/2	5.89 1/4	5.49 1/2	5.49	5.90
JLY BNS	6.06	5.89 1/2	6.00 1/2	6.15 1/2	5.76	5.76	6.16
NOV91 BN	6.22 1/2	6.06	6.20 1/4	6.18 3/4	5.90 1/2	6.00	6.34
MAR MEAL	168.90	163.00	168.40	174.70	160.60	161.00	170.00
MAR OIL	21.49	20.92	21.06	22.56	20.15	21.00	22.60

FEB CCTL	79.10	78.30	79.05	78.70	75.05	.	.
JUN CCTL	75.40	74.37	75.25	75.27	72.42	74.30	.
MAR FDRS	89.05	88.10	88.65	87.75	83.55	86.00	.
FEB HOGS	52.60	51.40	51.57	54.45	48.00	.	.
JUN HOGS	54.95	53.85	54.52	56.10	50.80	53.50	55.65
FEB BLLS	65.65	62.90	64.15	70.75	60.77	60.77	70.75

CORN				CHICAGO WHEAT				K.C. WHEAT			
HIGH	LOW	LAST	CHG	HIGH	LOW	LAST	CHG	HIGH	LOW	LAST	CHG
MAR 2396	2382	2386*	-2	MAR 2542	2516	2526*	+2	MAR 2642	2630	2640*	+4
MAY 2480	2466	2474*	0	MAY 2640	2620	2632*	0	MAY 2684	2670	2680*	+4
JLY 2544	2534	2542*	0	JLY 2742	2722	2732*	+2	JLY 2740	2722	2740*	+12
SEP 2564	2554	2560*	+2	SEP 2812	2800	2804*	+2	SEP 2796	2786	2796*	+12
DEC 2586	2576	2584*	0	DEC 2944	2924	2934*	+4	DEC 2890	2880	2890*	+12
MAR 2660	2650	2656*	-2	MAR 3020	2994	3010*	+4	MINN WHEAT			
MAY 2704	2700	2704*	-4	OATS				MAR 2620	2610	2612*	0
JLY 19240	19240	19240		MAR 1090	1074	1076*	-4	MAY 2702	2684	2694*	+2
SEP				MAY 1154	1142	1142*	-6	JLY 2780	2766	2772*	0
SOYBEANS				JLY 1216	1204	1204*	-2	SEP 2852	2840	2844*	+2
MAR 5774	5704	5722*	-10	SEP 1264	1254	1254*	-4	DEC 2944	2930	2940*	0
MAY 5904	5834	5850*	-20	SOYBEAN MEAL				SOYBEAN OIL			
JLY 6024	5954	5970*	-26	MAR 1679	1663	1671*	-4	MAR 2125	2100	2107*	-5
AUG 6064	6004	6020*	-30	MAY 1722	1705	1712*	-7	MAY 2162	2137	2143*	-8
SEP 6090	6030	6040*	-30	JLY 1760	1742	1747*	-13	JLY 2193	2166	2174*	-10
NOV 6186	6116	6132*	-30	AUG 1777	1760	1764*	-14	AUG 2203	2180	2181*	-9
JAN 6290	6240	6244*	-34	SEP 1795	1773	1773*	-25	SEP 2212	2193	2194*	-6
MAR 6400	6374	6374*	-24	OCT 1805	1785	1790*	-23	OCT 2222	2195	2195*	-7
MAY 6454	6444	6450*	-30	DEC 1840	1815	1825*	-19	DEC 2236	2208	2215*	-8
JLY				JAN 1845	1825	1827*	-18	JAN 2220	2215	2217*	-10

LIVE CATTLE				FEEDER CATTLE				LIVE HOGS			
HIGH	LOW	LAST	CHG	HIGH	LOW	LAST	CHG	HIGH	LOW	LAST	CHG
APR		7912		MAR 8895	8860	8892*	-10	APR		4860	
JUN		7580		APR 8700	8675	8695*	-7	JUN		5410	
AUG		7430		MAY 8555	8522	8535*	-12	JLY		5370	
OCT		7422		AUG 8522	8505	8517*	-13	AUG		5072	
DEC		7475		SEP 8490	8475	8485*	-5	OCT		4640	
FEB		7460		OCT 8465	8460	8465*	-15	DEC		4650	
APR				NOV 8490	8477	8485*	-5	FEB		4690	
JUN				JAN 8480	8470	8480*	0	APR			

SWISS FRANC				EURODOLLAR				PORK BELLIES			
HIGH	LOW	LAST	CHG	HIGH	LOW	LAST	CHG	HIGH	LOW	LAST	CHG
MAR 7864	7822	7841*	+37	MAR 9330	9325	9326*	0	MAR		6090	
JUN 7840	7798	7816*	+35	JUN 9341	9335	9336*	0	MAY		6077	
SEP 7820	7795	7796*	+33	SEP 9322	9315	9316*	-3	JLY		5975	
BRITISH POUND				DEC 9282	9275	9276*	-6	AUG		5802	
MAR 19548	19436	19496*	+104	MAR 9267	9261	9262*	-7	FEB		5602	
JUN 19278	19170	19228*	+110	JUN 9240	9234	9234*	-7	MAR			
SEP 19040	19010	19014*	+108	S&P 500 INDEX				W. GERMAN MARK			
JAPANESE YEN				MAR 36830	36500	36590*	-60	MAR 6720	6675	6698*	+27
MAR 7634	7592	7611*	+13	JUN 37120	36800	36885*	-65	JUN 6681	6638	6659*	+27
JUN 7613	7574	7591*	+14	SEP 37390	37080	37155*	-60	SEP 6630	6620	6622*	+27
SEP 7580	7567	7580*	+13	DEC 37650	37360	37425*	-60	DEC 6589	6587	6587*	+29