

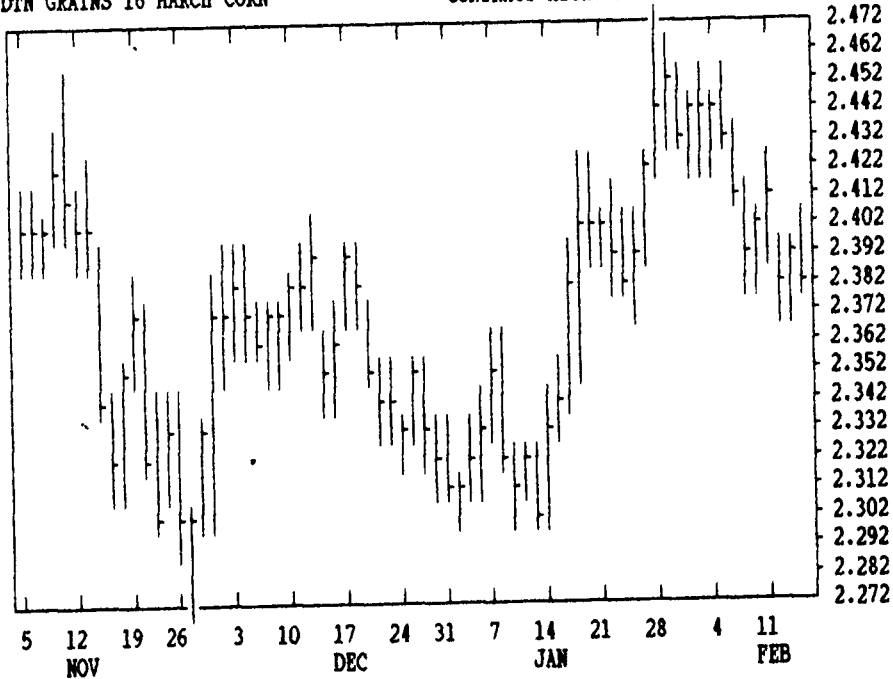
GRAIN, CATTLE AND HOG FUTURES MARKETS

From DTN farmer satellite daily update. Service phone: (717) 731-1520

(Closing bids: Thursday, Feb. 14)

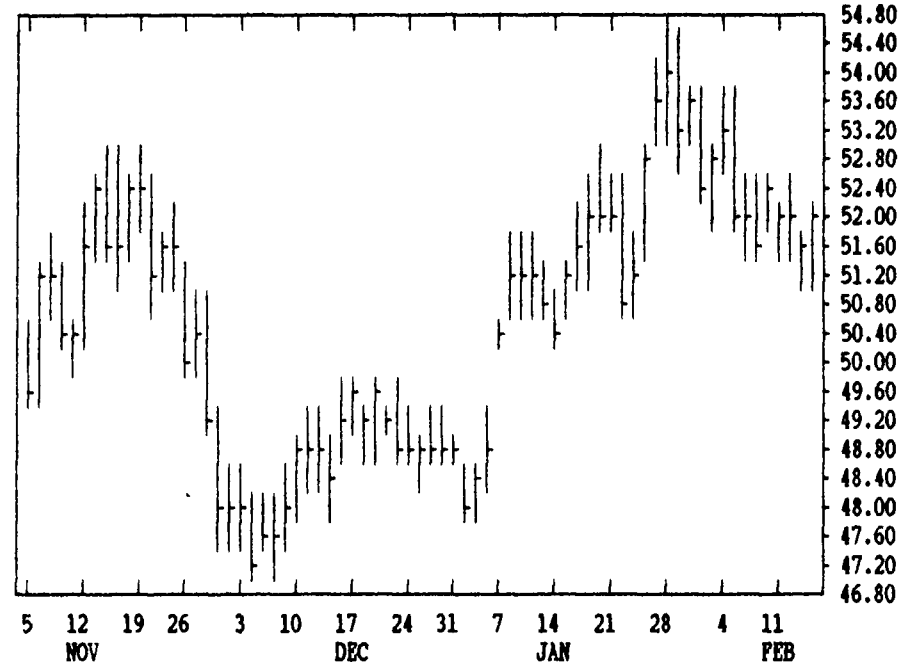
DTN GRAINS 16 MARCH CORN

CONTRACT HIGH: 3.024 LOW: 2.272



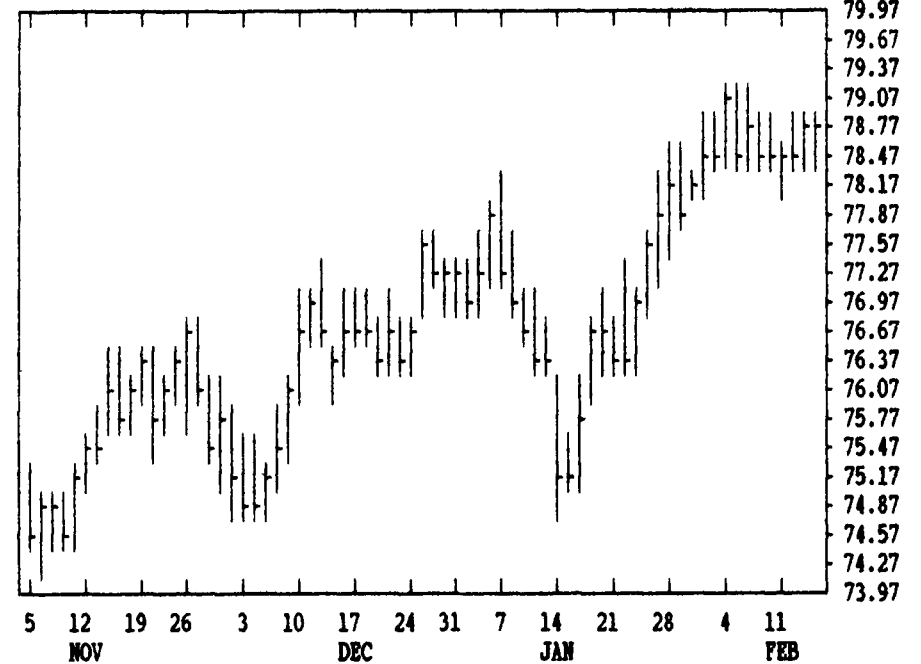
DTN LIVESTOCK 17 FEB HOGS

CONTRACT HIGH: 54.45 LOW: 46.20



DTN LIVESTOCK 18 FEB CATTLE

CONTRACT HIGH: 79.15 LOW: 72.50



DTN FUTURES 10 02/08/91

TECHNICAL COMMENTS

	PAST WEEK'S (ENDING 02/08)			JAN'S (ENDING 01/31)		CURRENT	
	HIGH	LOW	CLOSE	HIGH	LOW	SUPPORT	RESISTANCE
MAR WHT	2.62 1/2	2.48	2.52 3/4	2.64	2.44 1/2	2.44 1/2	2.65
JUL WHT	2.80	2.68 1/4	2.72 3/4	2.80 1/2	2.62	2.62	2.85
KC MAR	2.67 1/4	2.56 1/2	2.60 1/4	2.66 1/4	2.50 1/4	2.50	2.70
KC JULY	2.78 1/2	2.69 1/4	2.72 1/2	2.78 1/2	2.62	2.62	2.80
MAR CORN	2.45 1/4	2.38 3/4	2.40 1/4	2.47	2.30 1/4	2.30	2.49
JLY CORN	2.59 1/4	2.53	2.55	2.61 3/4	2.43	2.41 1/2	2.64
DEC91 CW	2.60 3/4	2.55	2.58	2.64	2.46 3/4	2.46	2.65
MAR BNS	5.75 3/4	5.65 1/4	5.68 3/4	5.89 1/4	5.49 1/2	5.49	5.90
JLY BNS	6.02 1/4	5.92 1/2	5.95 1/2	6.15 1/2	5.76	5.76	6.16
NOV91 BW	6.17	6.09	6.14 3/4	6.18 3/4	5.90 1/2	5.90	6.20
MAR NEAL	165.80	162.30	163.80	174.70	160.60	161.00	170.00
MAR OIL	22.11	21.46	21.47	22.56	20.15	21.00	22.60
FEB CCTL	79.15	78.42	78.47	78.70	75.05	77.70	80.00
JUN CCTL	75.62	74.45	74.80	75.27	72.42	74.30	.
MAR FDRS	89.15	87.40	88.47	87.75	83.55	86.00	.
FEB HOGS	53.70	51.65	52.57	54.45	48.00	50.80	53.70
JUN HOGS	55.62	53.95	54.42	56.10	50.80	53.50	55.65
FEB BLLS	68.40	63.17	63.92	70.75	60.77	60.77	70.75

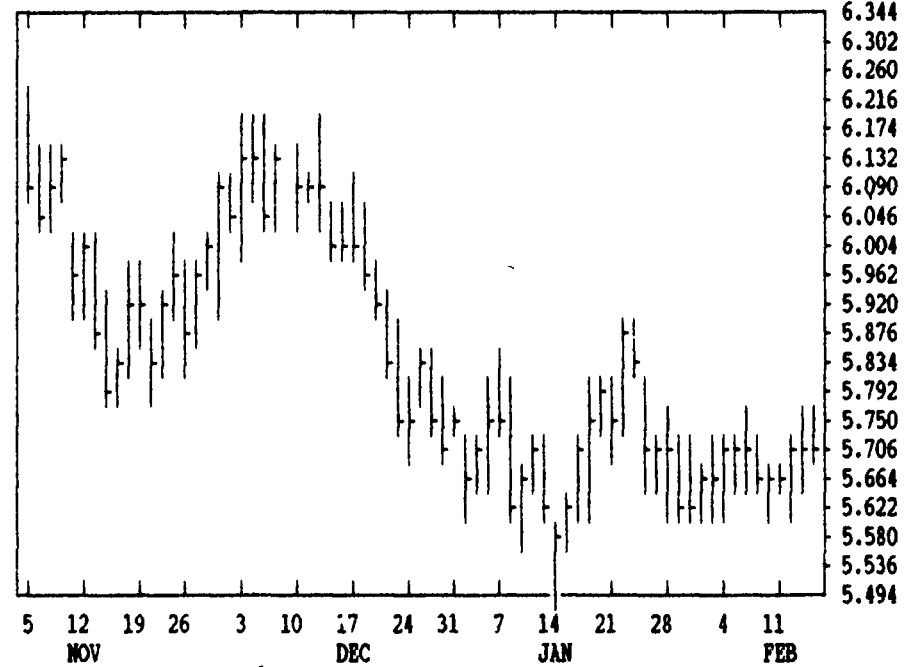
CORN				CHICAGO WHEAT				K.C. WHEAT						
	HIGH	LOW	LAST CHG		HIGH	LOW	LAST CHG		HIGH	LOW	LAST CHG			
MAR	2400	2382	2386*	-4	MAR	2572	2546	2562*	+10	MAR	2656	2640	2650*	+16
MAY	2486	2470	2474*	-2	MAY	2672	2650	2664*	+14	MAY	2712	2694	2706*	+20
JLY	2550	2534	2540*	0	JLY	2776	2750	2766*	+14	JLY	2774	2752	2762*	+20
SEP	2560	2546	2552*	0	SEP	2842	2824	2830*	+10	SEP	2830	2820	2824*	+20
DEC	2582	2564	2574*	+2	DEC	2976	2952	2970*	+20	DEC	2924	2904	2924*	+24
MAR	2656	2640	2650*	+4	MAR	3040	3020	3040*	+20	MINN WHEAT				
MAY	2700	2684	2694*	+6	OATS				MAR	2630	2616	2622*	+4	
JLY					MAR	1100	1084	1092*	+4	MAY	2714	2704	2712*	+10
SEP					MAY	1162	1146	1154*	+4	JLY	2800	2784	2790*	+6
SOYBEANS				JLY	1222	1210	1220*	+4	SEP	2870	2860	2870*	+12	
MAR	5780	5720	5726*	-10	SEP	1266	1260	1264*	+2	DEC	2960	2950	2960*	+10
MAY	5924	5860	5872*	-4	SOYBEAN NEAL				SOYBEAN OIL					
JLY	6060	6002	6006*	-6	MAR	1689	1671	1674*	-10	MAR	2144	2116	2129*	+15
AUG	6110	6064	6064*	-2	MAY	1732	1715	1718*	-4	MAY	2182	2153	2163*	+12
SEP	6124	6084	6092*	+2	JLY	1773	1756	1761*	0	JLY	2210	2185	2196*	+15
NOV	6224	6180	6182*	+2	AUG	1792	1777	1778*	+3	AUG	2220	2200	2205*	+15
JAN	6342	6290	6290*	-4	SEP	1807	1795	1799*	+11	SEP	2225	2209	2215*	+12
MAR	6444	6414	6420*	+4	OCT	1820	1810	1815*	+20	OCT	2230	2215	2217*	+11
MAY	6524	6500	6510*	+24	DEC	1852	1835	1841*	+9	DEC	2255	2230	2240*	+16
JLY					JAN	1840	1840	1840*	0	JAN	2250	2250	2250*	+18

LIVE CATTLE				FEEDER CATTLE				LIVE HOGS						
	HIGH	LOW	LAST CHG		HIGH	LOW	LAST CHG		HIGH	LOW	LAST CHG			
FEB	7880	7857	7872*	+2	MAR	8870	8835	8865*	-22	FEB	5215	5145	5207*	+27
APR	7842	7805	7840*	+23	APR	8652	8612	8642*	-13	APR	4970	4862	4940*	+40
JUN	7515	7485	7510*	+5	MAY	8495	8470	8487*	-8	JUN	5475	5387	5462*	+42
AUG	7385	7357	7372*	+2	AUG	8490	8467	8480*	0	JLY	5447	5375	5435*	+30
OCT	7385	7357	7370*	+3	SEP	8442	8425	8435*	-10	AUG	5180	5125	5155*	+3
DEC	7425	7407	7407*	+5	OCT	8420	8405	8420*	0	OCT	4680	4660	4660*	0
FEB	7420	7405	7405*	+5	NOV	8430	8425	8430*	0	DEC	4705	4665	4670*	0
APR					JAN	8420	8420	8420*	-15	FEB	4790	4790	4790*	+30

SWISS FRANC				EURODOLLAR				PORK BELLIES						
	HIGH	LOW	LAST CHG		HIGH	LOW	LAST CHG		HIGH	LOW	LAST CHG			
MAR	7984	7923	7941*	-17	MAR	9337	9335	9336*	+1	FEB	6490	6330	6480*	+53
JUN	7958	7899	7916*	-16	JUN	9349	9346	9347*	+1	MAR	6450	6227	6435*	+108
SEP	7935	7880	7895*	-17	SEP	9335	9332	9333*	0	MAY	6382	6212	6370*	+60
BRITISH POUND				DEC	9302	9299	9299*	-1	JLY	6250	6090	6235*	+70	
MAR	19744	19644	19684*	-4	MAR	9289	9287	9287*	0	AUG	6080	5950	6080*	+95
JUN	19460	19342	19396*	-2	JUN	9262	9259	9260*	0	FEB	5862	5850	5862*	+7
SEP	19200	19150	19172*	0	S&P 500 INDEX				W. GERMAN MARK					
JAPANESE YEN				MAR	37190	36340	36535*	-490	MAR	6829	6788	6804*	-7	
MAR	7734	7683	7703*	+7	JUN	37460	36640	36820*	-490	JUN	6788	6746	6763*	-6
JUN	7713	7667	7685*	+8	SEP	37720	36900	37085*	-485	SEP	6745	6720	6723*	-6
FEB	7690	7670	7675*	+9	DEC	37950	37150	37335*	-525	DEC	6694	6688	6688*	-6

DTN GRAINS 21 MARCH SOYBEANS

CONTRACT HIGH: 7.030 LOW: 5.494



DTN GRAINS 23 MARCH SOY NEAL

CONTRACT HIGH: 212.0 LOW: 160.6

