

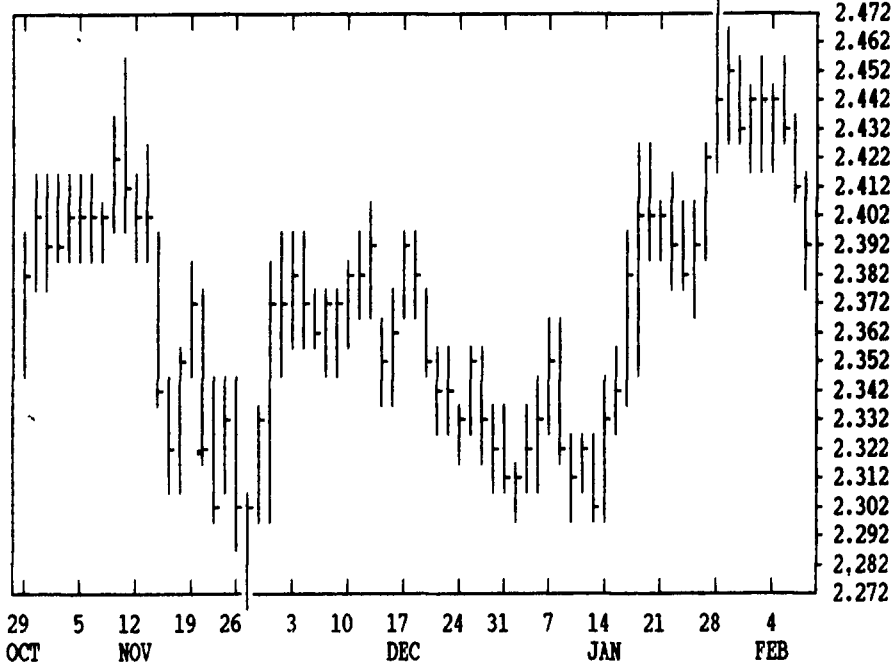
GRAIN, CATTLE AND HOG FUTURES MARKETS

From DTN farmer satellite daily update. Service phone: (717) 731-1520

(Closing bids: Thursday, Feb. 7)

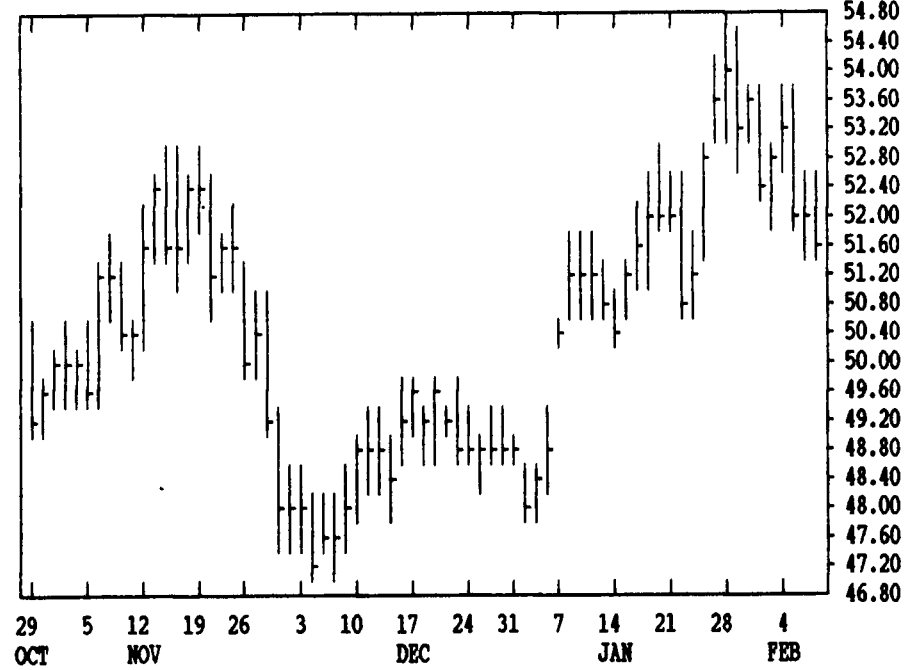
DTN GRAINS 16 MARCH CORN

CONTRACT HIGH: 3.024 LOW: 2.272



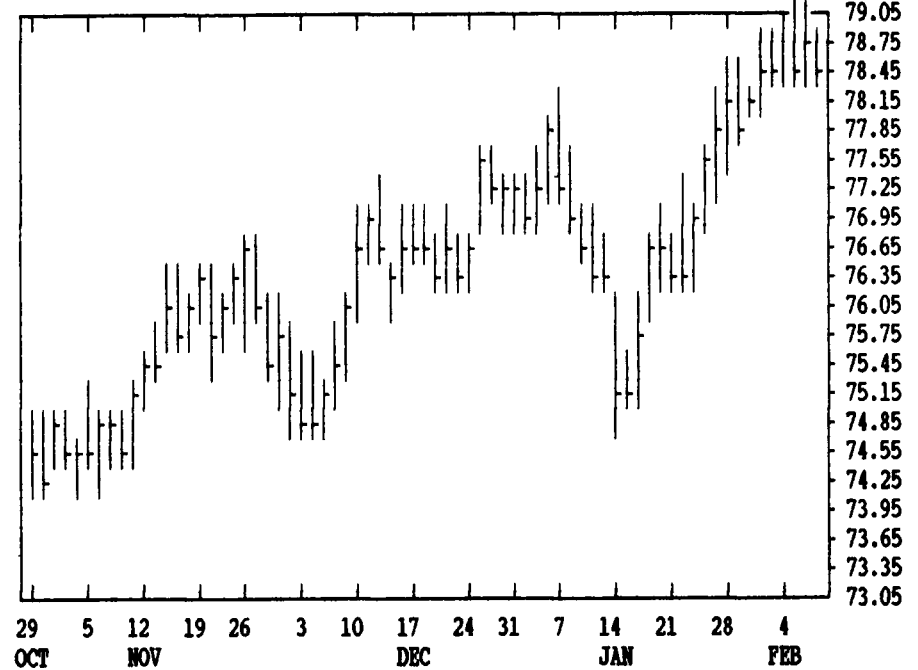
DTN LIVESTOCK 17 FEB HOGS

CONTRACT HIGH: 54.45 LOW: 46.20



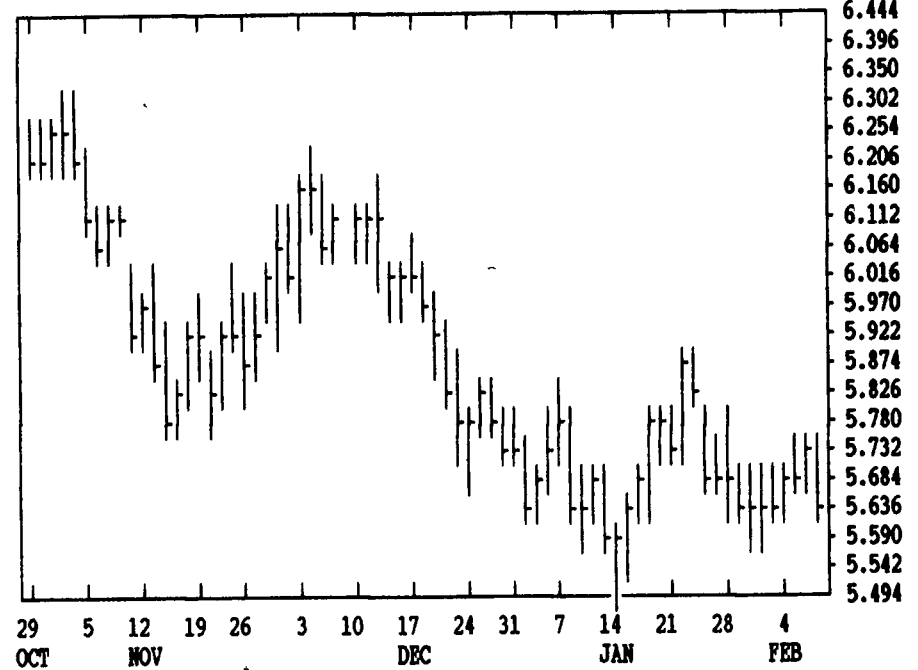
DTN LIVESTOCK 18 FEB CATTLE

CONTRACT HIGH: 79.15 LOW: 72.50



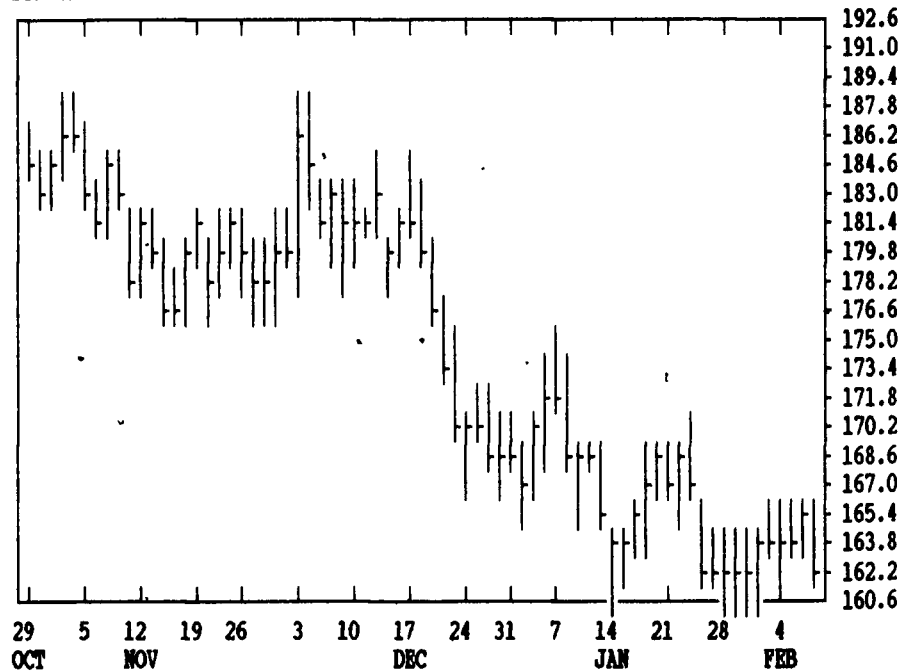
DTN GRAINS 21 MARCH SOYBEANS

CONTRACT HIGH: 7.030 LOW: 5.494



DTN GRAINS 23 MARCH SOY MEAL

CONTRACT HIGH: 212.0 LOW: 160.6



DTN FUTURES	10 02/07/91		TECHNICAL COMMENTS				5 DAY SLOWED	
	CLOSE	MOVING AVERAGES	RSI'S	STOCHASTIC		K	D	
		4-DAY	9-DAY	18-DAY	9 DAY	14 DAY		
MAR WHEAT	2.50 3/4	2.54 1/2	2.57 7/8	2.54 3/4	36	40	9 24	
JLY WHEAT	2.70 1/2	2.73 3/8	2.76	2.2.72 3/4	40	44	10 25	
KC MAR WHT	2.58 3/4	2.61	2.62 1/2	2.59 1/2	43	45	10 31	
KC JLY WHT	2.70 3/4	2.73 1/8	2.74 5/8	2.71 5/8	43	46	10 31	
MAR CORN	2.39 1/4	2.42 1/4	2.43 1/4	2.41 1/4	42	48	10 27	
JLY CORN	2.53 1/4	2.56 1/4	57 3/8/4	2.55 3/8	42	49	10 27	
DEC91 CRN	2.55 3/4	2.58	2.59 1/4	2.57 1/4	43	50	9 23	
MAR BNS	5.66 1/4	5.70 1/4	5.68 1/8	5.72	42	43	60 69	
JLY BNS	5.93	5.97	5.95 1/4	5.99	42	43	60 67	
NOV91 BNS	6.09 3/4	6.11 7/8	6.09 1/2	6.10	50	50	71 70	
MAR NEAL	162.60	164.05	163.54	164.76	39	39	55 71	
MAR OIL	21.61	21.81	21.81	21.887	46	49	62 64	
FEB CCTL	78.60	78.79	78.53	77.60	63	62	48 66	
JUN CCTL	75.15	75.14	74.93	74.40	62	60	61 66	
MAR PDRS	88.72	88.12	87.69	86.57	82	74	81 79	
FEB HOGS	51.87	52.34	52.83	52.42	46	51	9 23	
JUN HOGS	54.07	54.51	54.79	54.64	45	51	9 26	
FEB BELS	63.22	65.18	66.82	67.83	29	37	6 13	

LIVE CATTLE				FEEDER CATTLE				LIVE HOGS			
HIGH	LOW	LAST	CHG	HIGH	LOW	LAST	CHG	HIGH	LOW	LAST	CHG
FEB 7897	7857	7860*	-22	MAR 8890	8845	8872*	+32	FEB 5260	5165	5187*	-15
APR 7805	7725	7732*	-55	APR 8660	8625	8630*	+5	APR 5017	4917	4930*	-42
JUN 7562	7505	7515*	-22	MAY 8500	8457	8457*	0	JUN 5475	5395	5407*	-25
AUG 7402	7355	7360*	-20	AUG 8505	8480	8492*	+7	JLY 5467	5395	5400*	-25
OCT 7402	7360	7365*	-15	SEP 8450	8430	8430*	-5	AUG 5230	5172	5177*	+5
DEC 7435	7405	7405*	-15	OCT 8420	8405	8405*	+5	OCT 4710	4685	4685*	-5
FEB 7430	7405	7405*	-10	NOV 8450	8430	8435*	0	DEC 4740	4715	4715*	-2
APR				JAN 8435	8435	8435*	0	FEB 4725	4725	4725*	0
SWISS FRANC				EURODOLLAR				PORK BELLIES			
MAR 8103	8021	8033*	-73	MAR 9332	9326	9327*	-1	FEB 6485	6317	6322*	-163
JUN 8079	7997	8009*	-71	JUN 9344	9338	9339*	0	MAR 6430	6255	6265*	-140
SEP 7986	7980	7986*	-70	SEP 9332	9326	9327*	+1	MAY 6417	6302	6315*	-102
MAR 19862	19764	19774*	-116	DEC 9298	9293	9293*	+3	JLY 6340	6220	6235*	-87
JUN 19560	19466	19482*	-116	MAR 9281	9277	9277*	+2	AUG 6160	6072	6072*	-58
SEP 19300	19234	19240*	-116	JUN 9251	9247	9247*	+2	FEB 5907	5875	5907*	+2
JAPANESE YEN				S&P 500 INDEX				W. GERMAN MARK			
MAR 7825	7762	7777*	-23	MAR 36500	35650	35790*	-195	MAR 6895	6846	6853*	-37
JUN 7801	7740	7755*	-25	JUN 36780	35930	36075*	-195	JUN 6850	6807	6812*	-38
SEP 7780	7740	7742*	-26	SEP 37040	36210	36345*	-215	SEP 6805	6773	6773*	-37
				DEC 37270	36450	36595*	-215	DEC 6770	6738	6738*	-37

DTN FUTURES		02 02/08/91		DELAYED COMMODITY QUOTES				CENT. 05:43			
CORN				CHICAGO WHEAT				K.C. WHEAT			
HIGH	LOW	LAST	CHG	HIGH	LOW	LAST	CHG	HIGH	LOW	LAST	CHG
MAR 2412	2386	2392*	-24	MAR 2522	2480	2506*	-4	MAR 2592	2564	2586*	+2
MAY 2492	2470	2476*	-20	MAY 2620	2584	2610*	-2	MAY 2656	2630	2652*	-2
JLY 2552	2530	2532*	-24	JLY 2720	2682	2704*	-2	JLY 2722	2692	2706*	-10
SEP 2556	2536	2540*	-16	SEP 2780	2754	2772*	-4	SEP 2780	2754	2770*	-4
DEC 2572	2550	2556*	-12	DEC 2910	2884	2906*	+2	DEC 2864	2850	2864*	+4
MAR 2634	2616	2624*	-10	MAR 2970	2970	2970*	-10	MINN WHEAT			
MAY 2682	2672	2672*	-22	OATS				MAR 2582	2564	2580*	0
JLY				MAR 1084	1074	1084*	+2	MAY 2672	2660	2672*	+2
SEP				MAY 1146	1134	1144*	+2	JLY 2760	2750	2754*	-10
SOYBEANS				JLY 1206	1194	1204*	+2	SEP 2824	2810	2824*	-12
MAR 5730	5654	5662*	-66	SEP 1254	1246	1252*	+2	DEC 2940	2940	2940*	-4
MAY 5870	5794	5804*	-60	SOYBEAN MEAL				SOYBEAN OIL			
JLY 5996	5924	5930*	-66	MAR 1658	1623	1626*	-24	MAR 2170	2146	2161*	-12
AUG 6040	5980	5980*	-64	MAY 1698	1666	1668*	-27	MAY 2205	2181	2197*	-11
SEP 6070	6000	6006*	-46	JLY 1741	1712	1712*	-28	JLY 2227	2208	2225*	-5
NOV 6150	6090	6096*	-54	AUG 1761	1736	1737*	-23	AUG 2230	2213	2225*	-3
JAN 6262	6212	6214*	-46	SEP 1773	1748	1750*	-23	SEP 2225	2210	2220*	0
MAR 6380	6334	6340*	-50	OCT 1788	1770	1770*	-17	OCT 2215	2205	2214*	-1
MAY 6434	6424	6430*	-50	DEC 1823	1798	1805*	-18	DEC 2238	2216	2236*	+6
JLY				JAN 1810	1800	1805*	-17	JAN 2230	2225	2227*	+12