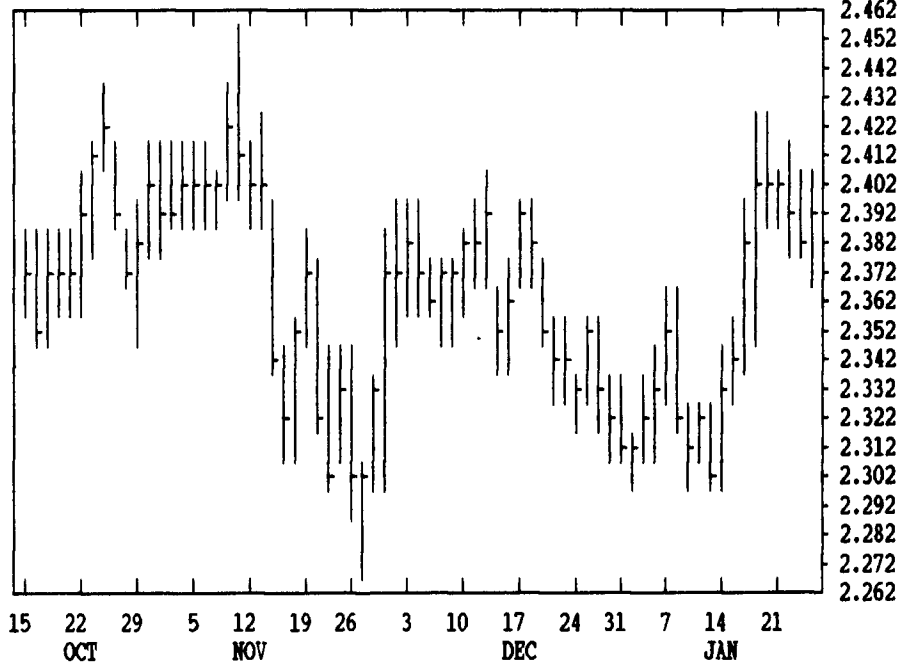


GRAIN, CATTLE AND HOG FUTURES MARKETS

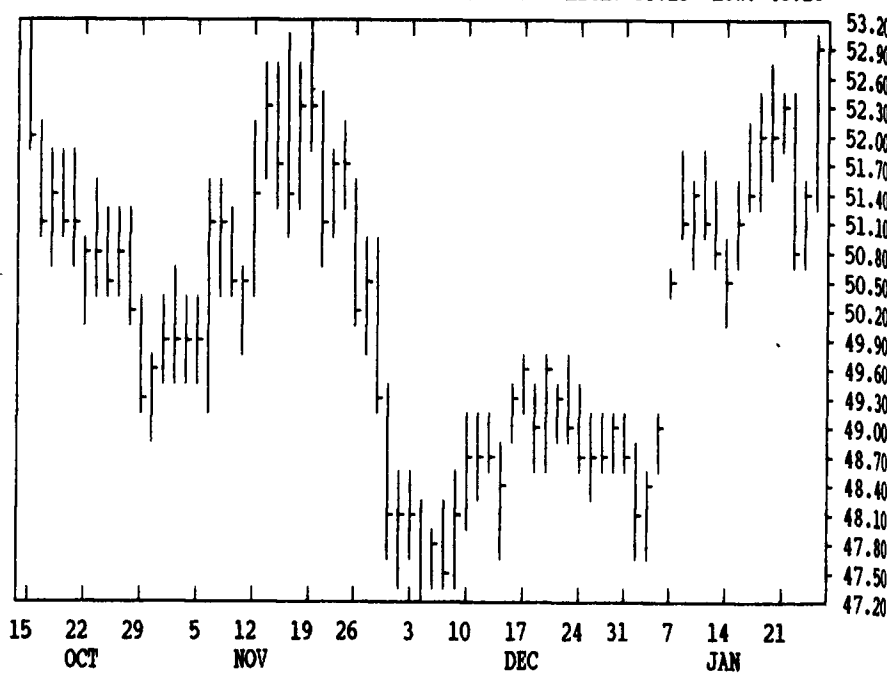
From DTN farmer satellite daily update. Service phone: (717) 731-1520

(Closing bids: Thursday, Jan. 24)

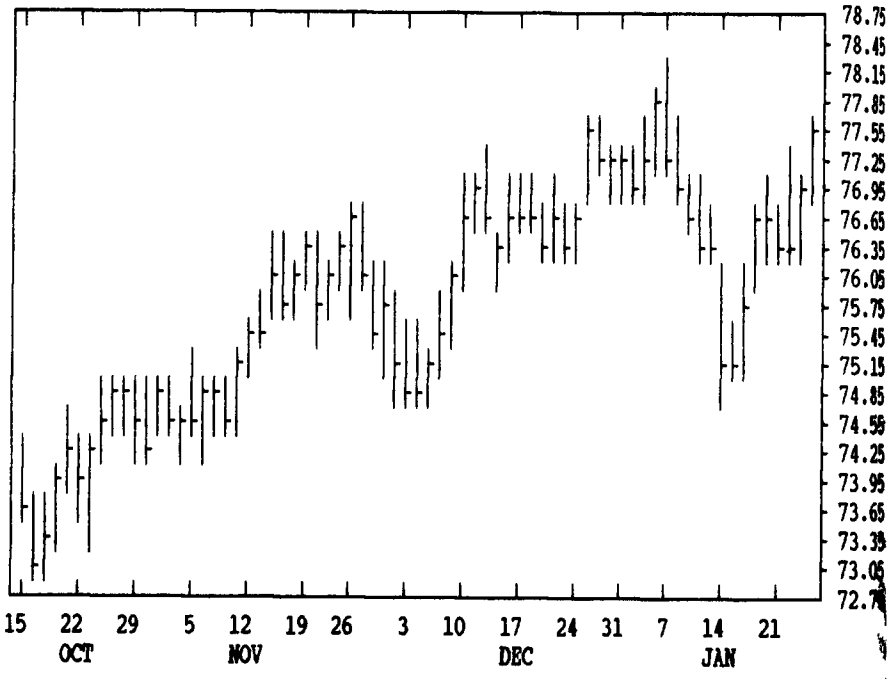
DTN GRAINS 16 MARCH CORN CONTRACT HIGH: 3.024 LOW: 2.272



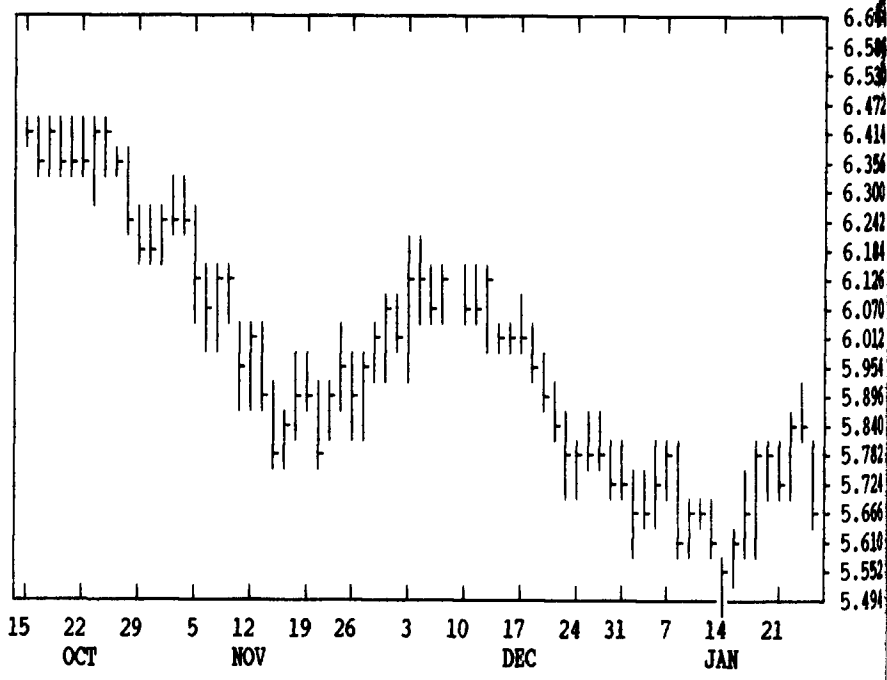
DTN LIVESTOCK 17 FEB HOGS CONTRACT HIGH: 53.15 LOW: 46.20



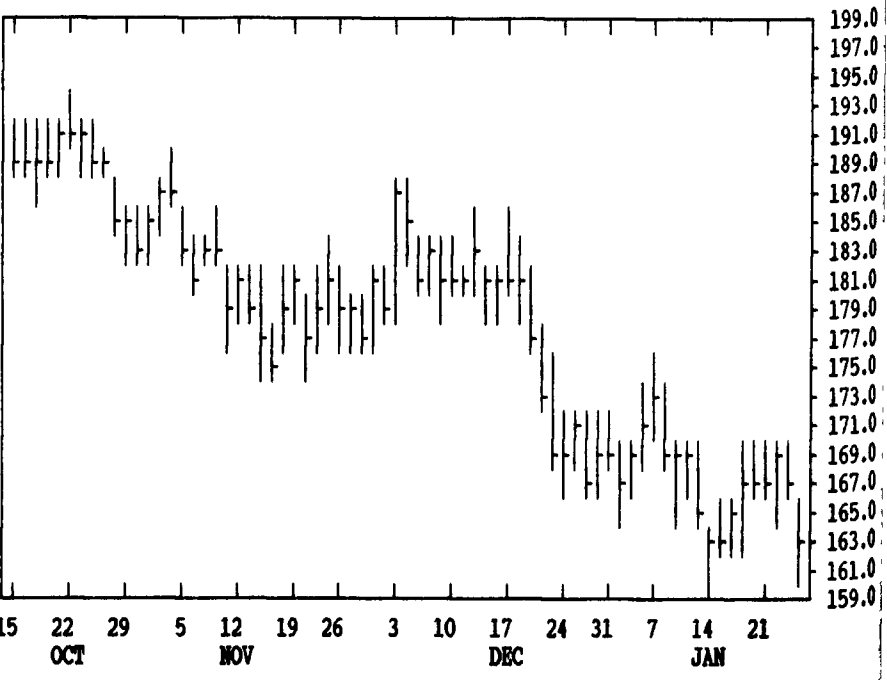
DTN LIVESTOCK 18 FEB CATTLE CONTRACT HIGH: 78.20 LOW: 72.50



DTN GRAINS 21 MARCH SOYBEANS CONTRACT HIGH: 7.030 LOW: 5.494



DTN GRAINS 23 MARCH SOY MEAL CONTRACT HIGH: 212.0 LOW: 161.0



DTN FUTURES 10 01/24/91		TECHNICAL COMMENTS					
PAST WEEK'S (ENDING 01/18)			DEC'S (ENDING 12/31)		CURRENT		
	HIGH	LOW	CLOSE	HIGH	LOW	SUPPORT	RESISTANCE
MAR WHT	2.57 3/4	2.44 1/2	2.53 1/2	2.69 3/4	2.58 1/2	2.44 1/2	2.58
JUL WHT	2.73 1/2	2.62	2.71 1/4	2.80	2.69 1/2	2.62	2.80
KC MAR	2.61	2.50 1/4	2.59	2.70 1/2	2.60 3/4	2.50	2.61
KC JULY	2.73 1/2	2.62	2.71 1/4	2.78 1/4	2.68 1/4	2.62	2.80
MAR CORN	2.42 1/2	2.30 1/4	2.40 1/4	2.40 3/4	2.31 1/2	2.30	2.46
JLY CORN	2.56 1/2	2.43	2.54 1/2	2.54 3/4	2.46	2.41 1/2	2.60
DEC91 CN	2.57 3/4	2.47	2.55	2.54 1/2	2.48	2.46	2.63 1/2
JAN BNS	5.74	5.45	5.72 1/4	6.05	5.56 1/2	5.49 MAR	5.90
JLY BNS	6.09	5.76	6.06	6.43 1/2	5.99 1/2	5.76	6.16
NOV91 BN	6.17 1/2	5.90 1/2	6.11 1/4	6.31	6.05 1/2	5.90	6.20
JAN NEAL	165.20	157.00	164.70	182.50	162.30	161.00 MAR	170.00
JAN OIL	21.63	20.38	21.45	21.99	20.62	21.00 MAR	22.60

FEB CCTL	76.95	75.05	76.65	77.70	74.85	75.05	.
JUN CCTL	74.55	72.42	74.27	75.05	73.35	72.40	75.04
JAN FDRS	88.65	87.10	88.40	89.45	87.20	83.55 MAR	87.25
FEB HOGS	52.75	50.30	52.20	49.72	47.20	50.00	53.00
JUN HOGS	54.87	53.52	54.37	52.15	48.60	53.50	.
FEB BLLS	70.75	67.77	70.20	67.62	61.30	65.00	73.00

CORN				CHICAGO WHEAT				K.C. WHEAT						
	HIGH	LOW	LAST CHG		HIGH	LOW	LAST CHG		HIGH	LOW	LAST CHG			
MAR	2400	2370	2396*	+12	MAR	2526	2500	2524*	+10	MAR	2570	2552	2562*	-4
MAY	2474	2442	2472*	+12	MAY	2624	2596	2616*	+4	MAY	2630	2614	2630*	+2
JLY	2540	2504	2536*	+16	JLY	2702	2680	2696*	+4	JLY	2690	2670	2690*	+4
SEP	2540	2514	2540*	+14	SEP	2766	2750	2766*	+12	SEP	2750	2744	2750*	+4
DEC	2564	2530	2564*	+24	DEC	2894	2870	2894*	+10	DEC	2864	2834	2834*	0
MAR	2630	2600	2630*	+22	MAR	2964	2964	2964*	+10	MINN WHEAT				
MAY	2672	2672	2672*	+22	OATS				MAR	2980	2572	2580*	-14	
JLY					MAR	1084	1052	1084*	+6	MAY	2676	2664	2664*	-20
SEP					MAY	1144	1112	1142*	+6	JLY	2740	2730	2732*	-16
SOYBEANS				JLY	1204	1170	1202*	+10	SEP	2804	2794	2804*	-24	
MAR	5784	5674	5706*	-152	SEP	1252	1224	1252*	+10	DEC	2914	2914	2914*	-4
MAY	5924	5820	5850*	-154	SOYBEAN MEAL				SOYBEAN OIL					
JLY	6050	5950	5974*	-150	MAR	1655	1620	1628*	-50	MAR	2227	2183	2207*	-47
AUG	6074	5994	6012*	+4	MAY	1700	1671	1678*	-46	MAY	2260	2220	2243*	-43
SEP	6070	6000	6014*	-110	JLY	1742	1715	1722*	-41	JLY	2285	2245	2271*	-41
NOV	6130	6002	6086*	-82	AUG	1758	1736	1740*	-37	AUG	2275	2248	2270*	-36
JAN	6244	6194	6204*	-74	SEP	1770	1748	1748*	-29	SEP	2275	2248	2265*	-32
MAR	6324	6320	6324*	-80	OCT	1775	1755	1756*	-19	OCT	2270	2245	2262*	-33
MAY	6414	6410	6414*		DEC	1797	1780	1783*	-19	DEC	2280	2250	2275*	-27
JLY					JAN	1800	1780	1780*	-17	JAN	2235	2235	2235*	-40

LIVE CATTLE				FEEDER CATTLE				LIVE HOGS						
	HIGH	LOW	LAST CHG		HIGH	LOW	LAST CHG		HIGH	LOW	LAST CHG			
FEB	7775	7700	7757*	+45	JAN	8997	8947	8990*	+45	FEB	5285	5150	5285*	+150
APR	7750	7645	7742*	+90	MAR	8695	8640	8685*	+50	APR	5090	4925	5090*	+150
JUN	7460	7400	7450*	+45	APR	8505	8450	8500*	+58	JUN	5587	5415	5562*	+125
AUG	7332	7282	7325*	+43	MAY	8355	8317	8340*	+25	JLY	5575	5415	5550*	+100
OCT	7337	7285	7325*	+43	AUG	8350	8295	8335*	+40	AUG	5332	5200	5297*	+97
DEC	7370	7330	7365*	+40	SEP	8315	8300	8315*	+40	OCT	4800	4720	4795*	+60
FEB	7325	7325	7325*	+25	OCT	8300	8275	8290*	+25	DEC	4860	4775	4800*	+20
APR					NOV	8325	8295	8320*	+30	FEB	4822	4812	4822*	+7
SWISS FRANC				EURODOLLAR				PORK BELLIES						
MAR	7995	7925	7937*	-43	MAR	9296	9291	9291*	+4	FEB	6940	6680	6940*	+200
JUN	7970	7905	7914*	-43	JUN	9303	9299	9300*	+4	MAR	6910	6650	6910*	+200
SEP	7940	7885	7893*	-43	SEP	9290	9286	9286*	+3	MAY	6950	6690	6950*	+200
BRITISH POUND				W. GERMAN MARK										
MAR	19490	19354	19378*	-10	MAR	9255	9250	9252*	+4	AUG	6765	6545	6745*	+180
JUN	19200	19080	19092*	-18	JUN	9227	9223	9225*	+4	FEB	6315	6275	6315*	+85
SEP	18930	18862	18862*	-18	S&P 500 INDEX									
JAPANESE YEN														
MAR	7580	7524	7546*	-10	MAR	33740	33250	33680*	+540	MAR	6742	6703	6713*	-14
JUN	7562	7518	7531*	-15	JUN	34025	33550	33960*	+545	JUN	6701	6670	6676*	-14
SEP	7546	7523	7523*	-23	SEP	34270	34140	34245*	+585	SEP	6655	6641	6641*	-14
					DEC	34500	34430	34495*	+585	DEC	6623	6609	6609*	-14