


KINZE • JOHN DEERE • NEW IDEA • KINZE

HAVE YOUR CORN PLANTER READY FOR SPRING!

Now Testing
**KINZE • JOHN DEERE •
 NEW IDEA**

Computerized Testing Means
 More For Your Money!

FINGER PICKUP ROW UNITS	ROW UNIT SEED COUNT SENSORS	PLANTER MONITORS
-------------------------	-----------------------------	------------------



Drop Them Off Or
 Ship Them Into Us

WE REPAIR

AFTER ROW UNIT IS REPAIRED WE TEST
 RUN EACH ROW UNIT ON OUR
 COMPUTERIZED TEST STAND TO MAKE SURE
 EACH UNIT IS PLANTING TO MAXIMUM
 EFFICIENCY - THEN WE GIVE YOU A READ-
 OUT OF EACH ROW UNITS' PLANTING ACCURACY



RHINO REAR BLADES -
 Model 1540 In Stock As Shown
 With Hydraulics For Tractors Rated
 From 75-150 DBHP. Available w/7',
 8', 9' & 10' Moldboards.
 Also Smaller Heavy Built Units In Stock

TRAILERS IN STOCK:

- 4x8 Tilt Beds • 5x8 Tilt Beds w/Sides
- 6x10 Tilt Beds With Sides
- 16' Landscape Full Width Ramps w/Brakes
- 16' Deck w/Ramps & Brakes
- 20' w/5' Beaver Tail, Ramps, Elect. Brakes, 20,000 GVW
- 9 Dow Eager Beaver Tri-Axle Electnc, 9 Ton
- 9 HDB Dual Tandem Electnc, 9 Ton
- 10 HA w/Air Brakes, 10 Ton

BUMPER TRAILERS & PINTLE HOOKUP TRAILERS




Superior Quality!

- 20 HAL 8'6" Wide 24" Deck, 20 Ton
- 35 GSLS4S Detachable Low Boy, 35 Ton

SEE US FOR ALL YOUR PARTS NEEDS - WE STOCK A LOT & CAN ORDER FOR QUICK DELIVERY

EAGER BEAVER 10HA 10 TON AIR BRAKES

20 Hal x Air Brake 20 Ton Capacity, 24" Deck By 8'6" Wide 215/75R17.5 Low Profile Tires, 34" Deck Height	9 DOW 18,000 Capacity Over All Length 26'6" Over All Width 96' Deck Length 20' Tires 8.00x14.5	w/22" Deck w/8.75x16.5 Tires 9HDB Dual Tandem Trailer w/22" Deck 8.75x16.5 Tires 18,000 Capacity
---	--	---



20 TON HEAVY AIR BRAKES LO-PROFILE 20HAL

Capacity: 40,000 lbs. at Highway Speed
 Trailer Weight: 7,050 lbs.
 Overall Length: 27'6"

Overall Width: 96" Deck Height: 34"
 Deck Length: 22' Tires: 215/75R 17 5(H)
 Deck Width: 96"

35 TON DETACHABLE GOOSENECK/STRAIGHTBACK



35GSL/S4S
Eager Beaver
 Capacity: 70,000 lbs. at 40 MPH
 Trailer Weight: 15,000 lbs.
 Overall Length: 42'11"

Overall Width: 102"
 Deck Length: 22"
 Deck Width: 102"
 Deck Height: 26"
 Tires: (8) 255/70R22.5

Looking For A Used Flat Bed?

We Have An Air-Ride 48 Foot Spread Axle With Bulb Head And Apitongue Floor



Used In Our Own Fleet - Maintained & Reconditioned 1972 Fruehauf -

Only **\$8,900**

Get A Super Lease With Purchase Option Deal & Let Your Taxes Pay For It!
MAKE OFFER AND BECOME THE OWNER OF THIS FLEET-MAINTAINED AIR RIDE TRAILER!

Looking For A Drop-Deck Trailer?

We've Got One For You!
 48 Ft.

Air Ride Suspension With 255-70R22.5 Radial Tires On Budd Wheels, With Rub Rails & Stake Pockets - If You Like Quality, Stop In Soon!



Very Reasonably Priced

BINKLEY & HURST BROS. INC.

133 Rothsville Station Rd. • Lititz, PA 17543

(717) 626-4705

SALES — SERVICE — PARTS

Mon.-Fri. 7 AM-5 PM;

Sat. 7 AM-11:30 AM

Located 1/2 Mile No. Of Rothsville

Sun. Closed - Lord's Day

After Closing Emergency Parts Dept.: 717-626-0885 717-626-5159 717-859-8768

NEED DIESEL POWER?

Check out our complete line of JOHN DEERE UNITS From 50-300 HP. Competitively priced w/factory warranty. We will build units to your specification.

ENGINE SPECIALS

- 130 HP JD w/Warranty
- 190 HP JD w/Warranty
- 250 HP JD w/Warranty
- 300 HP JD w/Warranty
- 239-T JD Used
- 671 Detroit
- 471 Detroit
- 371 Detroit
- 855 Cummins w/Warranty

S&M Diesel
 RD 1 Box 407
 Port Trevorton, PA 17864
717/539-8721







MF 2675
 Runs Exc., Outlets, 24 Speed
\$5,400
301-833-9091

BINKLEY & HURST BROS., INC. And

GEHL

HAVE BIG DEALS TO START THE YEAR OUT RIGHT!



0% Financing For 18 Months
 7.9% Financing For 24 Months
 OR
 Waiver till 7/1/91

8.9% Financing For 36 Months
 9.9% Financing For 48 Months
 OR

Extra Discounts For Cash

LET'S MAKE A DEAL NOW! BINKLEY & HURST BROS., INC. IS YOUR GEHL DEALER!

BINKLEY & HURST BROS. INC.

133 Rothsville Station Rd. • Lititz, PA 17543

(717) 626-4705

SALES — SERVICE — PARTS

Mon.-Fri. 7 AM - 5 PM;
 Sat. 7 AM-11:30 AM

Sun. Closed - Lord's Day

After Closing Emergency Parts Dept.: 717-626-0885 717-626-5159 717-859-8768

Located 1/2 Mile No. Of Rothsville