

FOR THE BEST PLANTER AVAILABLE ON THE MARKET TODAY CALL 717-626-4705 OR STOP & SEE BINKLEY & HURST SOON!


Get Ready For Spring By
Making Your Buying
Decisions Now For A
New Kinze Planter And
Be A Winner!

No Matter If It Is
Corn Or Beans, Dry Or
Liquid Fertilizer - We
Offer From 2 Row 3 Pt.
Up To 16 Row Planters!

Kinze Planters Are Heavy
Enough For The Toughest
No-Till Conditions. Many
Farmers Are Switching From
No-Till Drills To Kinze Planters
Because Of Their Heavy Weight
Durability!

**KINZE
2200
PLANTERS**

ECONO-FOLD MODEL



8 & 12-Row planting production!
The simplicity of modular design!
The dependability of contact drive!
Center flex! And simple fold for transport!

Simply & Precisely

KINZE

A KINZE EXCLUSIVE

New! Precision metering for
soybeans, milo or cotton with
the exclusive KINZE Brush-
Type Meter System!



Simple Precise Reliable
Economic
The KINZE Finger Pickup
Corn Meter



NON- FOLD MODELS

More planting
options.
More fertilizer
options.
More spacing
options.
A smoother more
dependable
drive system.
Like no other
planter in the
field today!


**KINZE
2000
PLANTERS**



Simply & Precisely
KINZE

TWIN LINE MODEL

**KINZE
2300
PLANTERS**



8-12-16 Row sizes!
Fertilizer options!
Narrow row
options!
Transport to
planting...
in seconds!
The big planter
with all the
extras... with
everything you
need for
conservation
tillage!
**NARROW
TRANSPORT
WIDTH**

The planter that can.



KINZE Twin- Line II

■ Gives you liquid or dry
fertilizer options with all the extras

■ Lets you set row spacings down to 15", 18", 19"
with patented KINZE push units.

■ You can equip it with all the no-till options you
need

■ Offers you the dependability of spring-loaded
contact drive wheels and precision seed place-
ment accuracy... with the finest row unit tech-
nology in the field today


■ Hydraulically folds — from planting to transport
—in seconds. (Locks into a rigid transport
position, and yet, gives you plenty of flex for
uneven terrain)

We've got your PARTS

Great Winter Bargains ... With Up To

30% SAVINGS!

ON SELECTED
KINZE PLANTER PARTS!



For
KINZE
and
John
Deere®*
Planter
Row
Units
And
New
Idea
Built By
KINZE

Save up to 30%
from now 'til
February 28,
1991

*12/1/90 prices U.S. dollars

KINZE

No.	Description	Regular*	Special
A2013	Opener Disc Assembly	\$24.95	\$20.95
A2024	Closing Wheel Arm	14.63	11.95
A2031	Soybean Feed Cup	8.51	6.49
A2052	Standard Down Force Spring	4.65	3.98
A2054	Closing Wheel Spring	6.46	4.99
A2068	HD Down Force Spring	9.95	6.97
A2116	Gauge Wheel Arm	10.75	7.99
D1040	Seed Belt	5.08	3.99
D1073	Soybean Seed Guide	2.99	2.47
D1085	Closing Wheel Tire	4.05	3.49
D1086	Gauge Wheel Tire	16.95	15.95
R0664	Finger Pickup Carrier w/brush	22.95	19.50
R0933	Finger Wheel Assembly	24.95	19.95

BINKLEY & HURST BROS. INC.

133 Rotheville Station Rd. • Lititz, PA. 17543
(717) 626-4705

SALES — SERVICE — PARTS

Mon.-Fri.
7 AM - 5 PM;
Sat.
7 AM - 11:30 AM
Located 1/2
Mile No.
Of
Rothsville

Sun. Closed
Lord's Day
After Closing
Emergency
Parts Dept.:
717-626-0885
717-626-5159
717-859-8769