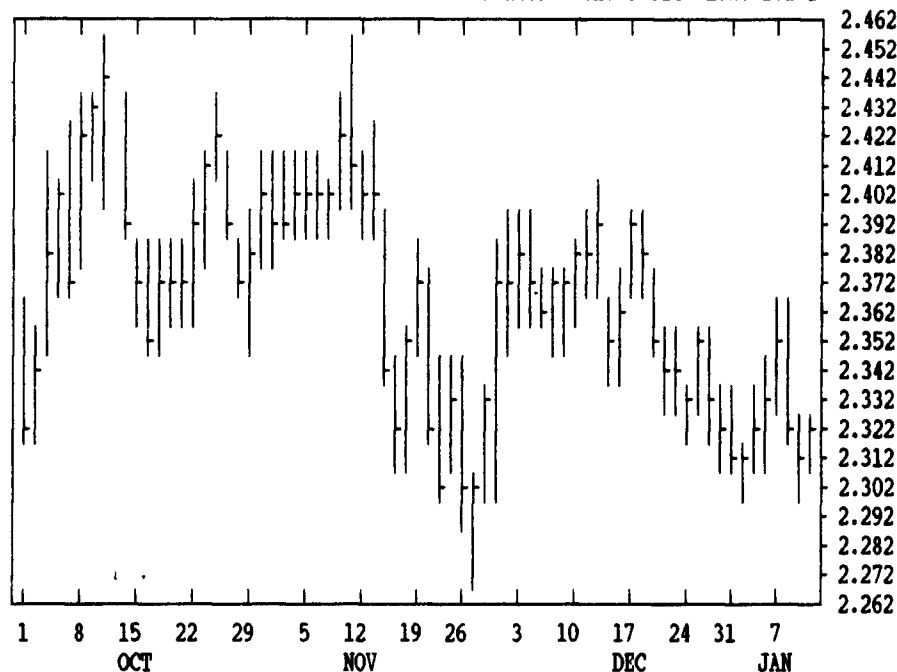


# GRAIN, CATTLE AND HOG FUTURES MARKETS

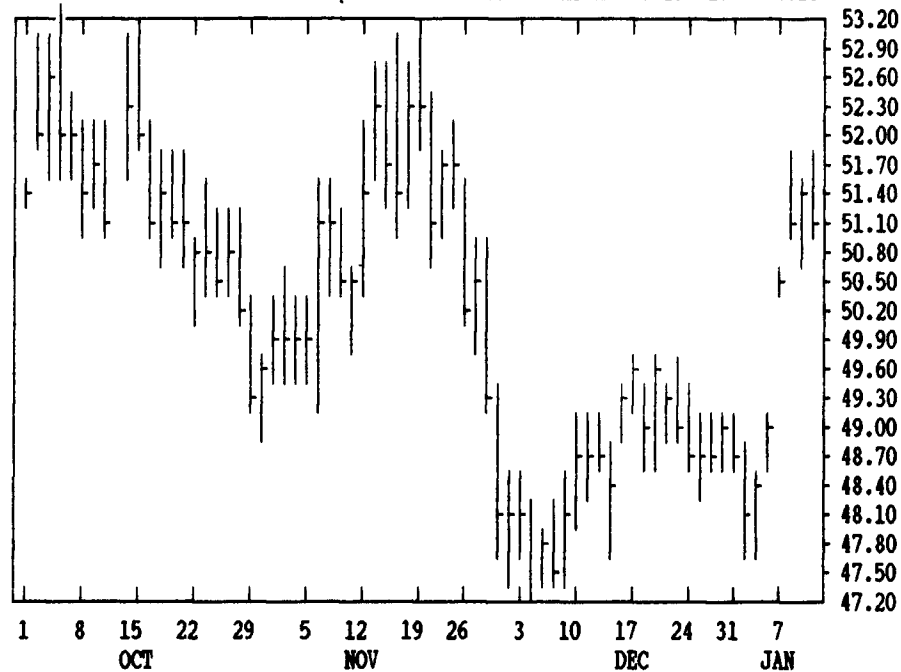
From DTN farmer satellite daily update. Service phone: (717) 731-1520

(Closing bids: Thursday, Jan. 10)

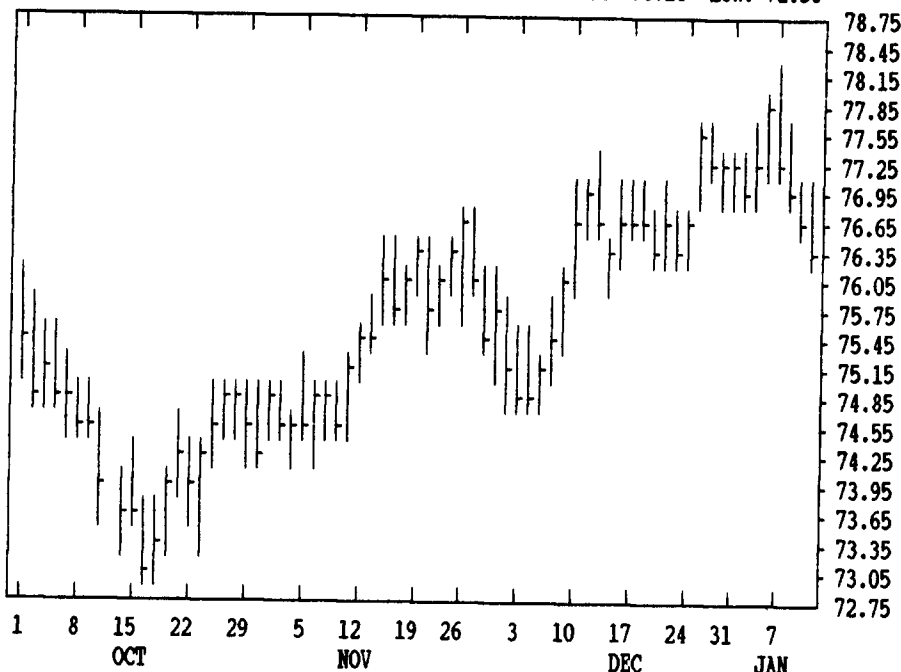
DTN GRAINS 16 MARCH CORN CONTRACT HIGH: 3.024 LOW: 2.272



DTN LIVESTOCK 17 FEB HOGS CONTRACT HIGH: 53.15 LOW: 46.20



DTN LIVESTOCK 18 FEB CATTLE CONTRACT HIGH: 78.20 LOW: 72.50



DTN FUTURES 10 01/10/91		TECHNICAL COMMENTS					
	PAST WEEK'S (ENDING 01/04)			DEC'S (ENDING 12/31)		CURRENT	
	HIGH	LOW	CLOSE	HIGH	LOW	SUPPORT	RESISTANCE
MAR WHT	2.64	2.56 1/4	2.57 1/2	2.69 3/4	2.58 1/2	.	2.70
JUL WHT	2.73 3/4	2.67 1/2	2.71 1/4	2.80	2.69 1/2	.	2.85
KC MAR	2.64	2.57 3/4	2.60	2.70 1/2	2.60 3/4	.	2.72
KC JULY	2.71 3/4	2.65 1/2	2.69	2.78 1/4	2.68 1/4	.	2.80
MAR CORN	2.34 1/4	2.30 1/4	2.33 3/4	2.40 3/4	2.31 1/2	2.27	2.42
JLY CORN	2.48 1/2	2.44 1/4	2.47 1/2	2.54 3/4	2.46	2.41 1/2	2.60 1/2
DEC91 CN	2.51 1/2	2.48	2.49 1/2	2.54 1/2	2.48	2.42 1/2	2.55
JAN BNS	5.66	5.49 3/4	5.64 1/2	6.05	5.56 1/2	.	MAR 5.85
JLY BNS	6.04 1/2	5.92	6.03	6.43 1/2	5.99 1/2	.	6.12
NOV91 BN	6.09	6.00 1/2	6.06 1/4	6.31	6.05 1/2	.	6.35
JAN MEAL	168.70	160.80	167.60	182.50	162.30	165.80	MAR 180.30
JAN OIL	20.85	20.11	20.28	21.99	20.62	20.00	MAR 21.00

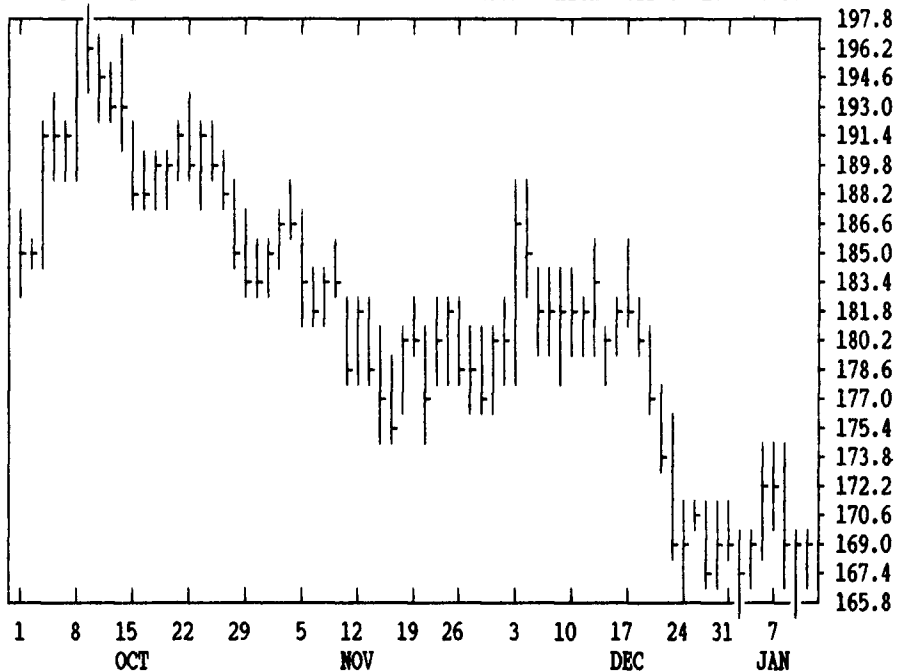
FEB CTTL	77.97	76.90	77.85	77.70	74.85	76.00	78.50
JUN CTTL	75.02	74.30	74.82	75.05	73.35	72.60	74.80
JAN FDRS	89.45	88.95	89.40	89.45	87.20	84.80	MAR 86.40
FEB HOGS	49.15	48.00	49.07	49.72	47.20	48.80	53.00
JUN HOGS	51.75	50.75	51.72	52.15	48.60	52.00	.
FEB BLLS	64.87	60.77	64.72	67.62	61.30	65.00	73.00

CORN				CHICAGO WHEAT				K.C. WHEAT						
	HIGH	LOW	LAST CHG		HIGH	LOW	LAST CHG		HIGH	LOW	LAST CHG			
MAR	2326	2312	2324*	+6	MAR	2556	2536	2554*	+16	MAR	2610	2594	2604*	+4
MAY	2392	2380	2390*	+4	MAY	2644	2630	2640*	+12	MAY	2660	2650	2654*	+2
JLY	2454	2440	2452*	+4	JLY	2720	2700	2710*	+4	JLY	2706	2690	2706*	+10
SEP	2472	2456	2470*	+4	SEP	2784	2774	2780*	+16	SEP	2770	2750	2770*	+12
DEC	2500	2466	2490*	+10	DEC	2904	2890	2904*	+4	DEC	2866	2844	2864*	-2
MAR	2560	2540	2560*	+12	MAR	2970	2970	2970*	+10	MINN WHEAT				
MAY	2602	2602	2602*	+12	OATS				MAR	2594	2576	2594*	+12	
JLY					MAR	1120	1106	1120*	+2	MAY	2674	2654	2672*	+12
SEP					MAY	1176	1164	1176*	+2	JLY	2742	2720	2742*	+22
SOYBEANS				JLY	1234	1232	1234*	+2	SEP	2800	2774	2800*	+24	
JAN	5604	5562	5602*	+44	SEP	1282	1274	1282*	+2	DEC	2880	2860	2880*	+30
MAR	5704	5664	5696*	+32	SOYBEAN MEAL				SOYBEAN OIL					
MAY	5836	5800	5832*	+24	JAN	1655	1640	1642*	-12	JAN	2068	2020	2067*	+54
JLY	5964	5930	5960*	+32	MAR	1697	1682	1686*	-7	MAR	2090	2040	2086*	+52
AUG	5990	5970	5990*	+40	MAY	1740	1723	1727*	-5	MAY	2120	2080	2119*	+42
SEP	5994	5970	5994*	+30	JLY	1780	1766	1770*	-5	JLY	2150	2110	2149*	+41
NOV	6046	6020	6046*	+22	AUG	1790	1785	1785*	+3	SEP	2140	2118	2140*	+28
JAN	6164	6150	6160*	+20	SEP	1795	1785	1785*	0	SEP	2145	2130	2145*	+25
MAR	6280	6270	6280*	+20	OCT	1795	1790	1790*	0	OCT	2145	2125	2145*	+23
MAY					DEC	1815	1810	1815*	0	DEC	2155	2135	2152*	+15

LIVE CATTLE				FEEDER CATTLE				LIVE HOGS						
	HIGH	LOW	LAST CHG		HIGH	LOW	LAST CHG		HIGH	LOW	LAST CHG			
FEB	7692	7635	7637*	-33	JAN	8945	8905	8917*	+37	FEB	5180	5105	5110*	-30
APR	7620	7550	7555*	-35	MAR	8620	8577	8582*	+10	APR	5027	4940	4975*	+18
JUN	7420	7365	7370*	-25	APR	8450	8410	8410*	+13	JUN	5505	5410	5472*	+35
AUG	7330	7300	7307*	+10	MAY	8340	8315	8320*	+10	JLY	5470	5415	5455*	+35
OCT	7330	7302	7307*	+10	AUG	8325	8300	8305*	+5	AUG	5250	5190	5195*	-15
DEC	7382	7342	7342*	-18	SEP	8280	8265	8270*	0	OCT	4785	4720	4725*	-37
FEB	7375	7360	7360*	-5	OCT	8262	8255	8260*	0	DEC	4810	4810	4810*	-37
APR					NOV	8265	8265	8265*	0	FEB	4790	4775	4775*	0

SWISS FRANC				EURODOLLAR				PORK BELLIES						
	HIGH	LOW	LAST CHG		HIGH	LOW	LAST CHG		HIGH	LOW	LAST CHG			
MAR	7767	7735	7761*	+40	MAR	9278	9268	9274*	+11	FEB	7055	6915	6955*	-95
JUN	7742	7715	7738*	+39	JUN	9285	9277	9282*	+13	MAR	6995	6865	6897*	-88
SEP	7720	7717	7717*	+38	SEP	9274	9265	9270*	+12	MAY	6995	6875	6917*	-73
BRITISH POUND				DEC	9242	9235	9240*	+12	JLY	6940	6810	6850*	-85	
MAR	18890	18812	18878*	+124	MAR	9232	9225	9229*	+10	AUG	6735	6582	6590*	-100
JUN	18640	18570	18628*	+120	JUN	9205	9198	9203*	+9	FEB	6110	6110	6110*	
SEP	18430	18418	18418*	+116	S&P 500 INDEX				W. GERMAN MARK					
JAPANESE YEN				MAR	31650	31290	31600*	+335	MAR	6521	6494	6513*	+35	
MAR	7442	7385	7433*	+140	JUN	31900	31550	31865*	+345	JUN	6480	6462	6476*	+34
JUN	7432	7386	7428*	+139	SEP	32080	32050	32075*	+335	SEP	6439	6406	6439*	+33
SEP	7429	7291	7429*	+138	DEC	32300	32110	32280*	+320	DEC	6412	6380	6412*	+32

DTN GRAINS 23 MARCH SOY MEAL CONTRACT HIGH: 212.0 LOW: 165.8



DTN GRAINS 21 MARCH SOYBEANS CONTRACT HIGH: 7.030 LOW: 5.596

