

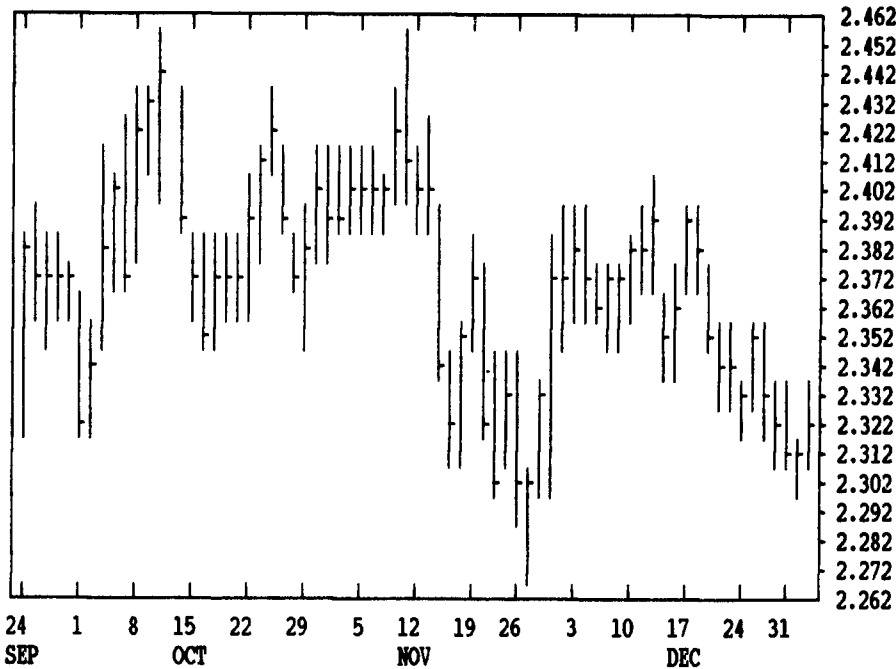
GRAIN, CATTLE AND HOG FUTURES MARKETS

From DTN farmer satellite daily update. Service phone: (717) 731-1520

(Closing bids: Thursday, Jan. 3)

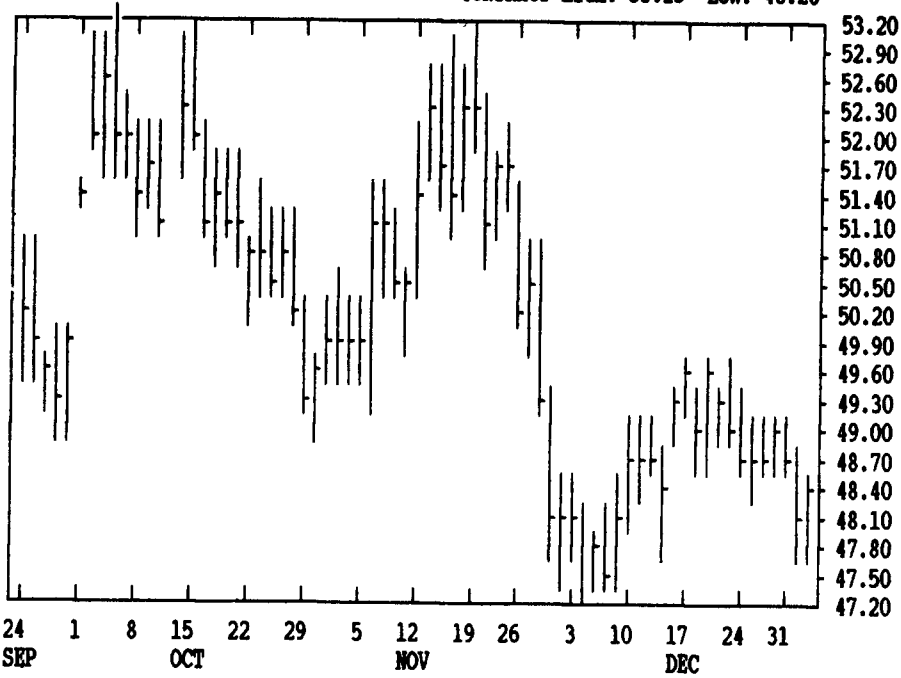
DTN GRAINS 16 MARCH CORN

CONTRACT HIGH: 3.024 LOW: 2.272



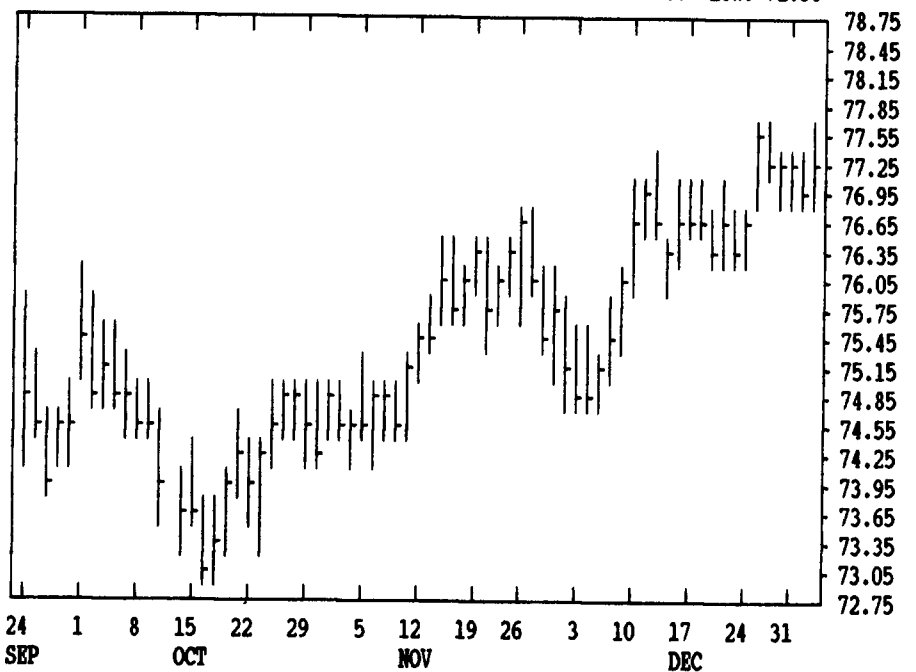
DTN LIVESTOCK 17 FEB HOGS

CONTRACT HIGH: 53.15 LOW: 46.20



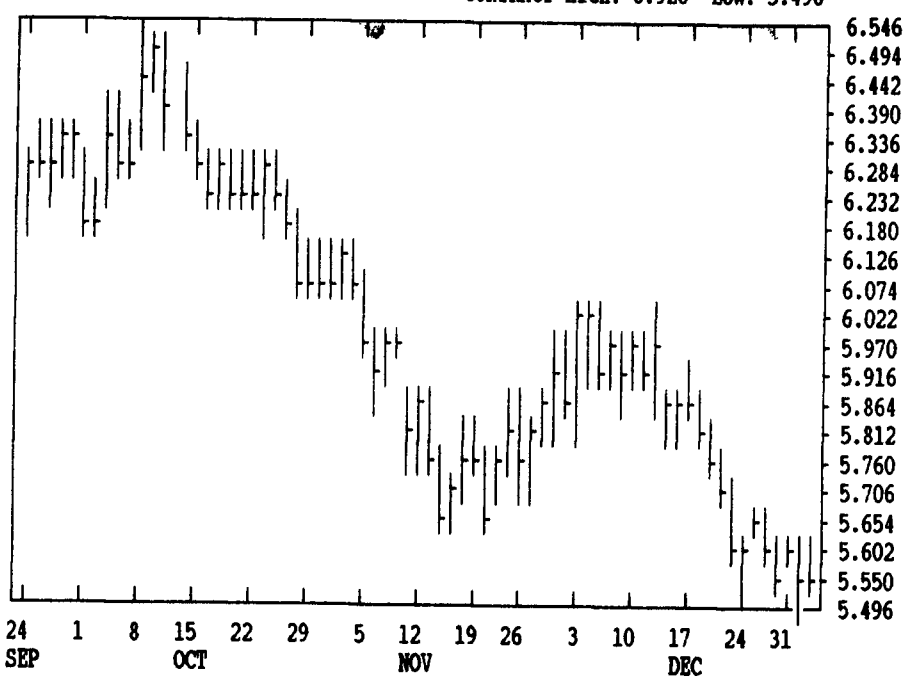
DTN LIVESTOCK 18 FEB CATTLE

CONTRACT HIGH: 77.80 LOW: 72.50



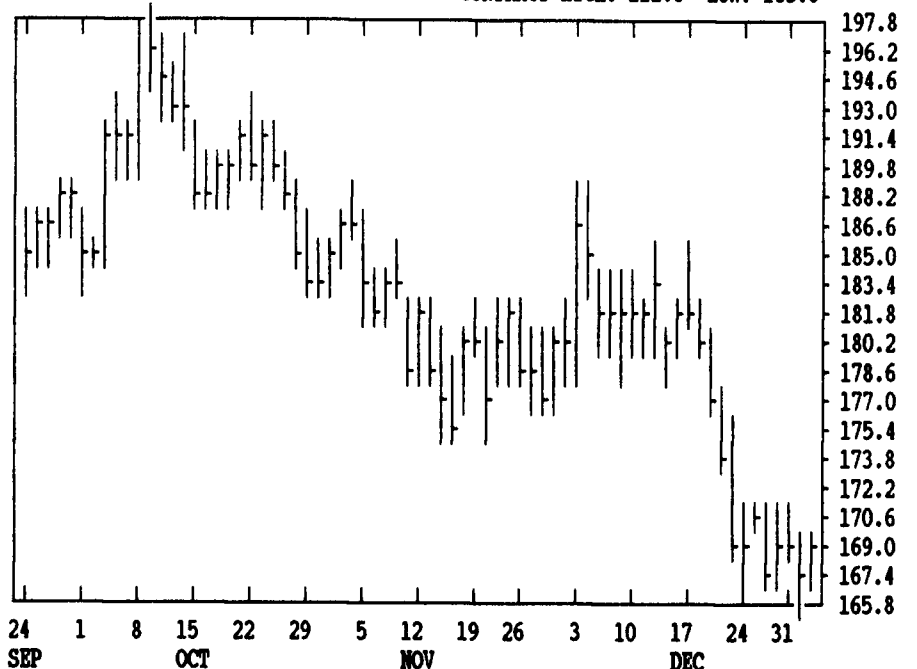
DTN GRAINS 22 JAN BEANS

CONTRACT HIGH: 6.920 LOW: 5.496



DTN GRAINS 23 MARCH SOY MEAL

CONTRACT HIGH: 212.0 LOW: 165.8



DTN FUTURES 10 01/03/91 TECHNICAL COMMENTS

	CLOSE	MOVING AVERAGES			RSI'S		5 DAY SLOWED STOCHASTIC	
		4-DAY	9-DAY	18-DAY	9 DAY	14 DAY	K	D
MAR WHEAT	2.59 1/2	2.61 1/4	2.62 1/4	2.63 7/8	40	41	43	42
JLY91 WHT	2.70 1/2	2.71 3/4	2.73	2.74 1/2	38	39	37	35
KC MAR WHT	2.61 3/4	2.62 1/4	2.64 1/8	2.65 1/2	39	40	34	23
KCJLY91 WH	2.70 1/4	2.70	2.72	2.73 2/3	41	41	34	24
MAR CORN	2.32 1/4	2.32 1/8	2.33 1/8	2.35 1/4	39	42	29	25
JUL91 CN	2.46 1/4	2.46 1/4	2.47 1/4	2.49 3/8	39	43	24	25
DEC91 CRN	2.48 3/4	2.49 5/8	2.50 1/4	2.51 1/4	39	44	23	39
MAR BNS	5.70 1/4	5.71 3/8	5.76 1/4	5.90 3/8	29	33	26	21
JUL BNS	5.97	5.98 5/8	6.04 1/4	6.17 1/2	29	33	22	18
NOV91 BNS	6.01 3/4	6.04 3/8	6.08 1/3	6.16 1/2	23	32	9	13
MAR NEAL	169.90	169.03	169.99	175.65	36	37	52	34
MAR OIL	20.71	20.90	21.09	21.40	23	29	12	19

FEB CCTL	77.45	77.23	77.08	76.88	65	63	51	55
JUN CCTL	74.65	74.67	74.62	74.56	55	58	44	55
MAR FDRS	86.32	86.49	86.46	86.44	53	60	40	56
FEB HOGS	48.55	48.63	48.79	48.88	45	45	30	32
JUN HOGS	51.32	51.30	51.42	50.81	55	55	20	33
FEB BELS	62.90	62.61	63.44	64.14	44	44	25	18

CORN				CHICAGO WHEAT				K.C. WHEAT						
	HIGH	LOW	LAST	CHG		HIGH	LOW	LAST	CHG		HIGH	LOW	LAST	CHG
MAR	2330	2316	2322*	+4	MAR	2626	2584	2594*	-40	MAR	2636	2616	2616*	-20
MAY	2404	2392	2400*	+6	MAY	2692	2654	2666*	-30	MAY	2690	2664	2666*	-22
JLY	2466	2454	2462*	+10	JLY	2732	2702	2704*	-26	JLY	2716	2700	2702*	-6
SEP	2486	2472	2472*	+2	SEP	2796	2770	2770*	-26	SEP	2774	2764	2764*	-4
DEC	2496	2484	2486*	+2	DEC	2914	2886	2886*	-36	DEC	2900	2840	2854*	-34
MAR	2560	2552	2556*	+2	MAR	2964	2960	2960*	-6	MINN WHEAT				
MAY	2600	2596	2596*	+10	OATS				MAR	2600	2580	2582*	-16	
JLY					MAR	1104	1086	1092*	-2	MAY	2666	2652	2652*	-16
SEP					MAY	1160	1144	1152*	0	JLY	2730	2714	2716*	-14
					JLY	1216	1204	1210*	-4	SEP	2784	2774	2774*	-16
					SEP	1256	1256	1256*	-2	DEC		2550		
					SOYBEAN MEAL				SOYBEAN OIL					
JAN	5590	5540	5584*	+46	JAN	1655	1630	1653*	+25	JAN	2048	2030	2039*	-5
MAR	5716	5670	5702*	+30	MAR	1701	1679	1699*	+22	MAR	2080	2060	2071*	-2
MAY	5854	5814	5840*	+24	MAY	1745	1725	1738*	+17	MAY	2115	2100	2109*	-4
JLY	5992	5950	5970*	+22	JLY	1785	1767	1779*	+15	JLY	2145	2126	2137*	-7
AUG	6014	5996	6002*	+16	AUG	1800	1785	1792*	+15	AUG	2142	2130	2131*	-9
SEP	6010	5984	5986*	-2	SEP	1805	1795	1795*	+10	SEP	2146	2130	2130*	-16
NOV	6060	6014	6016*	-10	OCT	1805	1790	1790*	+5	OCT	2147	2130	2130*	-15
JAN	6160	6134	6134*	-14	DEC	1820	1809	1812*	+2	DEC	2160	2135	2136*	-19
MAR	6290	6250	6250*	-14										
MAY														

LIVE CATTLE				FEEDER CATTLE				LIVE HOGS						
	HIGH	LOW	LAST	CHG		HIGH	LOW	LAST	CHG		HIGH	LOW	LAST	CHG
FEB	7770	7695	7745*	+38	JAN	8925	8895	8915*	+5	FEB	4862	4800	4855*	+48
APR	7650	7600	7635*	+25	MAR	8647	8602	8632*	+5	APR	4655	4590	4647*	+32
JUN	7480	7430	7465*	+23	APR	8505	8465	8495*	+10	JUN	5140	5075	5132*	+45
AUG	7325	7280	7317*	+22	MAY	8375	8340	8355*	-5	JLY	5125	5080	5125*	+25
OCT	7340	7290	7305*	+20	AUG	8332	8305	8317*	0	AUG	4920	4875	4912*	-13
DEC	7375	7345	7355*	+30	SEP	8280	8280	8280*	+15	OCT	4465	4435	4442*	-18
FEB	7325	7325	7325*	0	OCT	8270	8260	8260*	+5	DEC	4500	4480	4500*	+10
APR					NOV	8300	8300	8300*	+40	FEB				

SWISS FRANC				EURODOLLAR				PORK BELLIES						
	HIGH	LOW	LAST	CHG		HIGH	LOW	LAST	CHG		HIGH	LOW	LAST	CHG
MAR	7904	7850	7887*	-6	MAR	9289	9284	9284*	0	FEB	6300	6077	6290*	+178
JUN	7875	7825	7861*	-6	JUN	9306	9298	9298*	+1	MAR	6210	6000	6202*	+140
SEP	7860	7810	7842*	-10	SEP	9296	9288	9289*	+4	MAY	6270	6110	6265*	+105
					DEC	9261	9254	9255*	+3	JLY	6270	6115	6265*	+98
MAR	19268	19188	19256*	+62	MAR	9246	9241	9242*	+4	AUG	6080	5975	6025*	+25
JUN	19010	18940	19004*	+64	JUN	9221	9216	9218*	+5	FEB				
SEP	18790	18726	18788*	+62										
					S&P 500 INDEX				W. GERMAN MARK					
MAR	7532	7482	7513*	+84	MAR	32835	32350	32415*	-270	MAR	6686	6660	6678*	-17
JUN	7520	7483	7508*	+84	JUN	33110	32610	32680*	-290	JUN	6650	6627	6640*	-17
SEP	7508	7424	7508*	+84	SEP	33355	32850	32925*	-290	SEP	6615	6600	6604*	-17
					DEC	33800	33200	33235*	-465	DEC	6585	6505	6568*	-17