
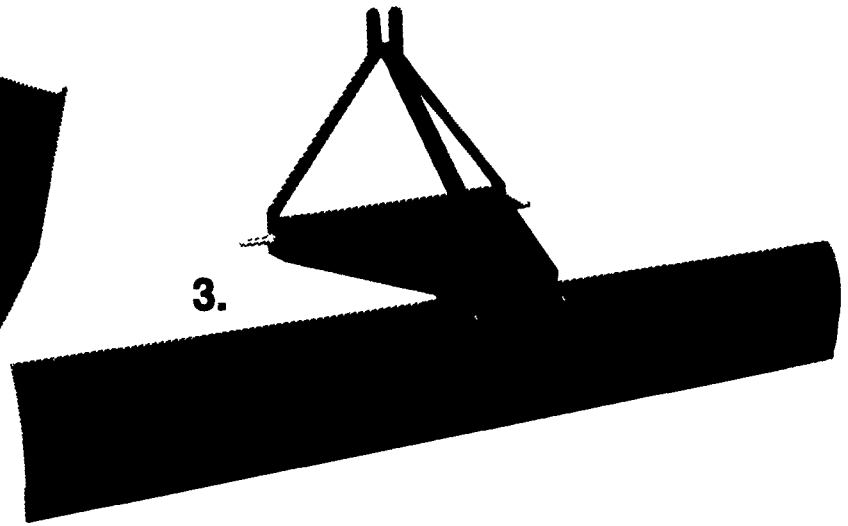
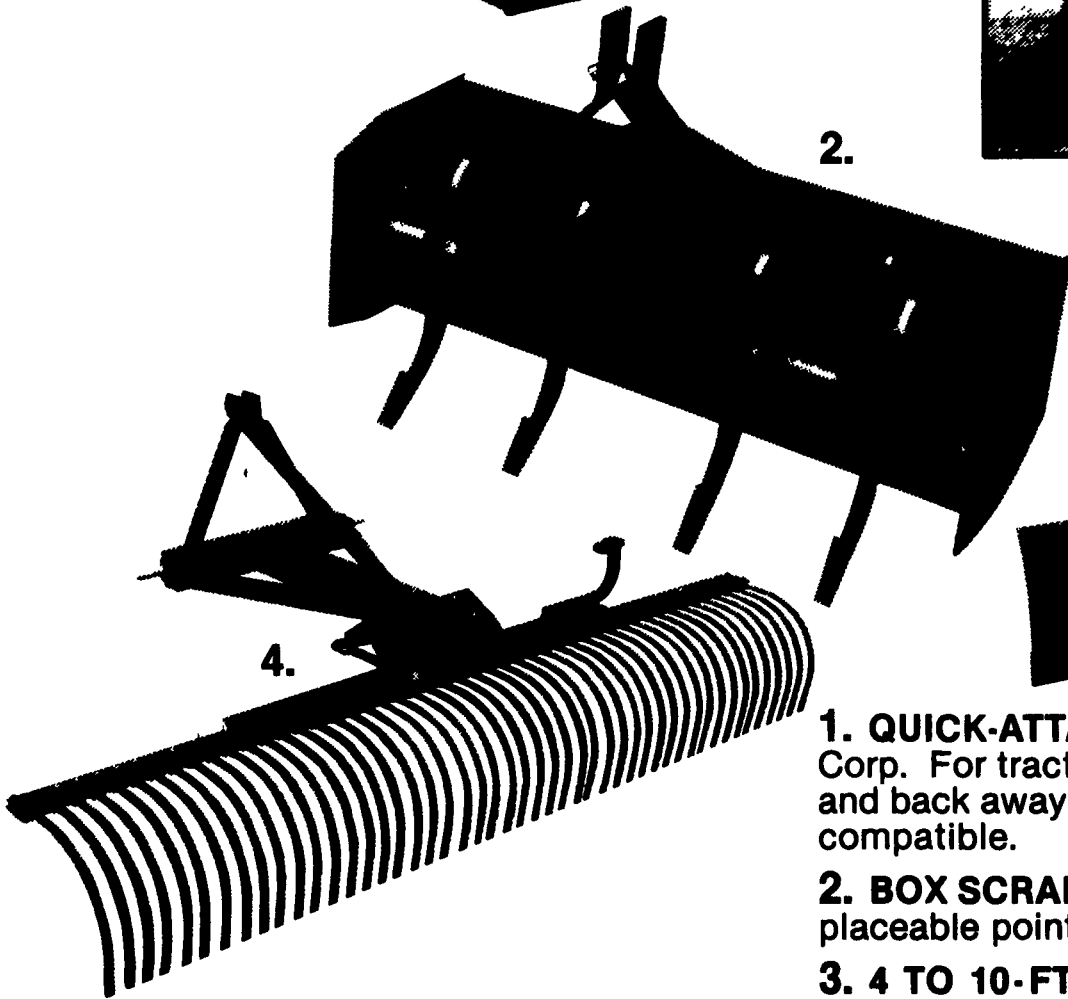



# QUALITY FARM EQUIPMENT

## Why Settle For Less... Get The Best




**1. QUICK-ATTACH LOADERS** 8 Q-Series Models from SMC Corp. For tractors 12 to 180 HP. No parking stands. Detach and back away. 64Q and 84Q Models are belly-mount mower compatible.

**2. BOX SCRAPER** Hinged rear blade, heat-treated shanks, replaceable points. Competitively priced.

**3. 4 TO 10-FT. REAR BLADES** Optional side plates, skid shoes and gauge wheels. 10 to 150 HP.

**4. LANDSCAPE RAKES** 4, 6 and 8-ft. lengths - with gauge wheels and fold-down blade options for your landscaping jobs.

**SMC CORPORATION**  
SCHWARTZ DIVISION



Telephone (717) 733-7951

### HAMILTON EQUIPMENT, INC.

Wholesale Distributors

Visit Our Exhibit During The PA Farm Show, Booth #'s 314-335 Main Floor

Ephrata, PA

Raphine, VA