

QUALITY FARM EQUIPMENT



TRACTOR MOUNTED BACKHOES

Rigid Mounted to Most Three Point Tractors and Skid Steer Loaders
Towable "Self-Propelled" Model Also

4 Basic Models:

- B20 - 6 ft. Digging Depth - 8'10" Reach
- B30 - 8 ft. Digging Depth - 11' Reach
- B60 - 10 ft. Digging Depth - 12'6" Reach
- B70 - 12 ft. Digging Depth - 14'6" Reach

Two Double Acting Cylinders with a Patented Hydraulic "Swing Cushion" Protection

Two Lever Control and Hydraulic Stabilizing Legs

Bucket Sizes from 12" thru 36" with Replaceable Teeth

Kelley



LOG SPLITTERS

- Log platform has a cradle design for easy positioning of logs.
- Fingertip control valve for one-person operation.
- Automatic shutoff of the return cycle.
- Heavy-duty wedge.
- 4-inch double-acting cylinder.
- Supplies 12½ tons of force at 2,000 psi.
- Cycle time is 17 seconds for 24-inch models; 24.8 seconds for 36-inch model.



UTILITY-LOADERS

- Engineered and constructed to withstand high-pressure work loads.
- Handles the most difficult farm chores with ease.
- Front bumper provides grill protection for the tractor.
- Powered by the tractor hydraulic system or buy an independent hydraulic system.

C.C. KELLEY AND SON



LORENZ

G-320
TRACTOR CAB



ECONOMY CLASS AGRICULTURAL TRACTOR CABS
Fit Most All 2 Wheel Tractors From 45 HP to 180 HP

STANDARD FEATURES

- Large furrow window
- Tinted safety glass windows
- Slanted windshield reduces glare
- Insulated steel roof
- Vinyl impregnated nylon cowl
- Rugged all steel frame
- Universal fully adjustable mount
- Large swing-out door
- Factory assembled - you install

QUIET BY COMPARISON

Year-Around Comfort at the Lowest Cost Ever!

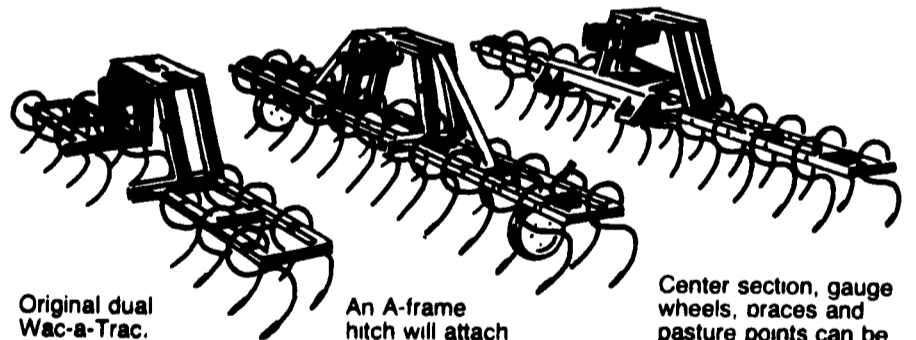
OPTIONAL FEATURES

- Axle mount-fenderless tractors
- Windshield wipers

Breaks up tractor tracks to increase yields up to 25%



Lorenz Wac-a-Trac




Original dual Wac-a-Trac. Remove extensions and have a single Wac-a-Trac.


An A-frame hitch will attach to Wac-a-Trac to pull planter or drills. (Optional)

Center section, gauge wheels, braces and pasture points can be added to single or dual Wac-a-Trac.

Soil compaction from tractor tracks can cut yields up to 25%. Tractor tracks act as canals which increase water run-off. Wac-a-Trac used alone or in front of drills, disc or planters can pay for itself the first season. Leaves a much finer seedbed for planting.



Makes tight turns. Raises to clear tongue of attachments.



Telephone (717) 733-7951

HAMILTON EQUIPMENT, INC.

Wholesale Distributors

Visit Our Exhibit During The PA Farm Show, Booth #'s 314-335 Main Floor

Ephrata, PA

Raphine, VA