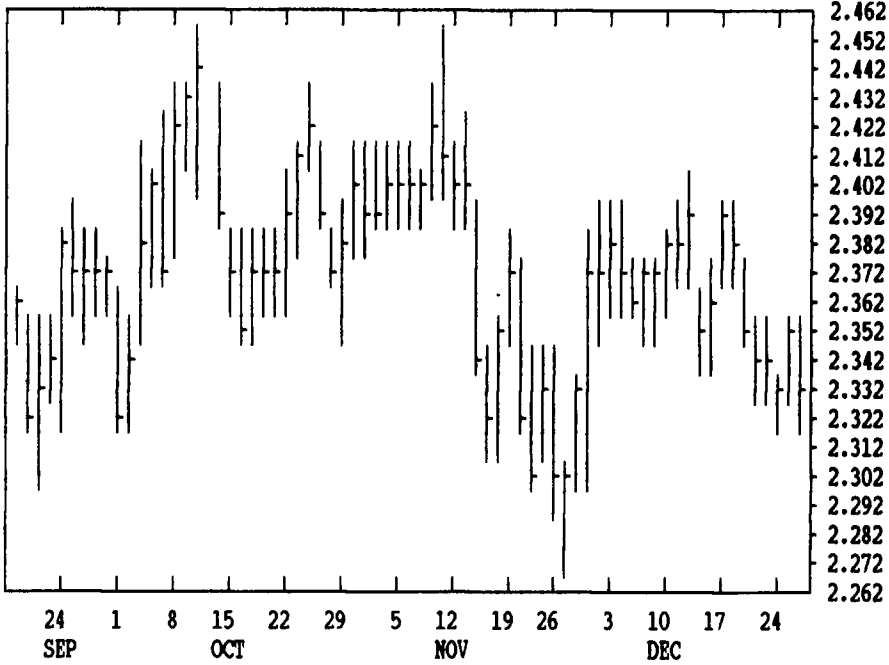


# GRAIN, CATTLE AND HOG FUTURES MARKETS

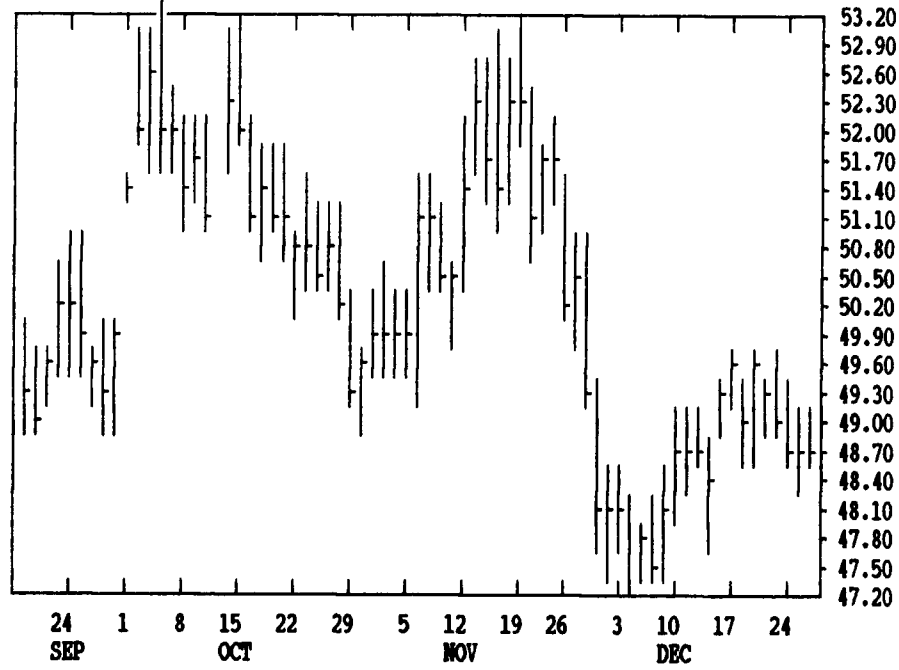
From DTN farmer satellite daily update. Service phone: (717) 731-1520

(Closing bids: Thursday, Dec. 27)

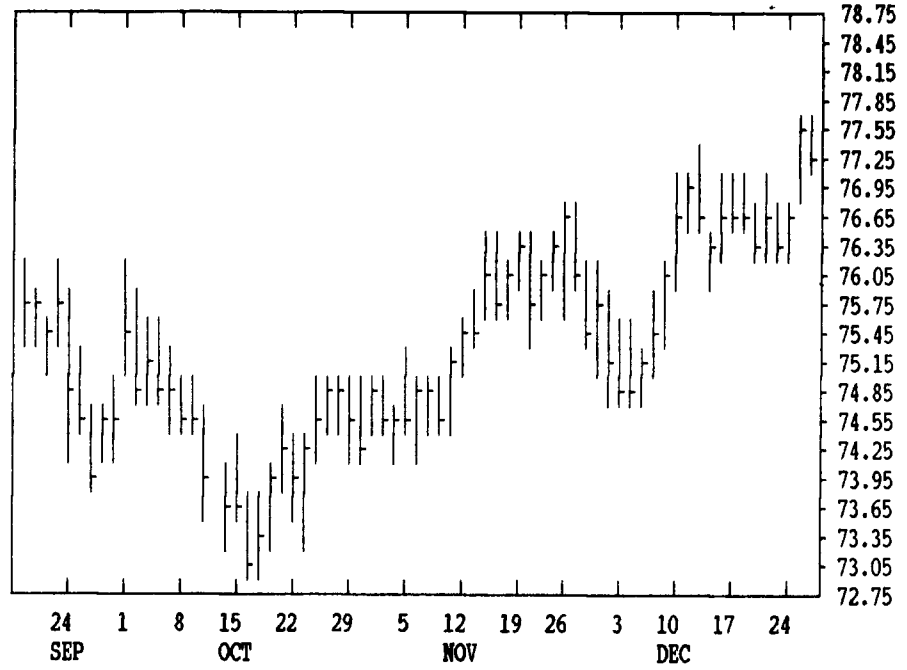
DTN GRAINS 16 MARCH CORN CONTRACT HIGH: 3.024 LOW: 2.272



DTN LIVESTOCK 17 FEB HOGS CONTRACT HIGH: 53.15 LOW: 46.20



DTN LIVESTOCK 18 FEB CATTLE CONTRACT HIGH: 77.80 LOW: 72.50



DTN FUTURES	10 12/27/90	TECHNICAL COMMENTS				5 DAY SLOWED STOCHASTIC			
		CLOSE	MOVING AVERAGES			RSI'S		K D	
		4-DAY	9-DAY	18-DAY	9 DAY	14 DAY			
MAR WHEAT	2.62 1/4	2.63 1/2	2.63 1/2	2.64	45	44	67	55	
JLY91 WHT	2.74 1/4	2.74 5/8	2.74 1/4	2.75 1/4	45	44	66	56	
KC MAR WHT	2.63 1/2	2.66 1/4	2.65 7/8	2.66 1/3	40	41	66	67	
KCJLY91 WH	2.72	2.74 1/4	2.73 3/4	2.74 3/8	42	42	75	69	
MAR CORN	2.33	2.33 3/4	2.35 3/8	2.36 1/2	39	43	34	25	
JUL91 CN	2.47 3/4	2.48	2.49 1/2	2.50 3/8	42	45	40	28	
DEC91 CRN	2.51 1/4	2.50 7/8	2.51 1/2	2.51 3/8	50	51	59	41	
JAN BNS	5.61 3/4	5.63 1/4	5.73 1/4	5.84 1/2	27	32	28	18	
JUL BNS	6.05 1/2	6.07 1/2	6.16 1/4	6.26 1/8	29	34	28	19	
NOV91 BNS	6.09 3/4	6.10 1/2	6.16 5/8	6.21 1/4	33	39	32	22	
MAR NEAL	168.40	169.85	175.09	178.97	23	30	17	13	
MAR OIL	21.24	21.24	21.33	21.65	38	39	52	37	

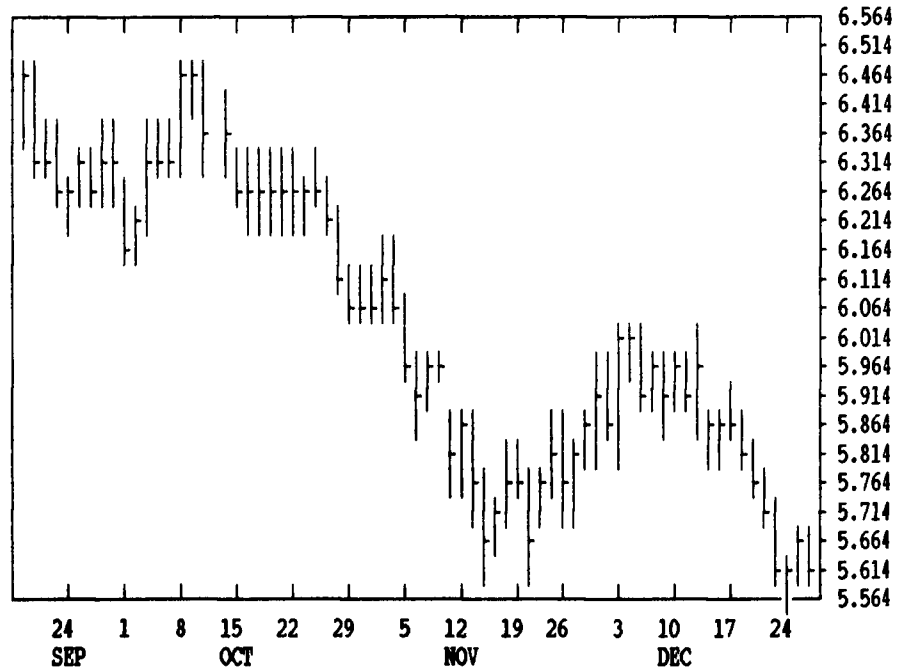
FEB CCTL	77.25	77.04	76.86	76.42	63	62	75	62
JUN CCTL	74.80	74.64	74.59	74.35	63	63	76	59
JAN FDRS	89.20	89.04	89.03	88.68	62	62	69	51
FEB HOGS	48.82	48.85	49.13	48.66	46	46	17	20
JUN HOGS	51.72	51.72	51.10	50.34	65	61	84	85
FEB BELS	62.87	64.12	63.79	64.49	38	41	53	64

CORN				CHICAGO WHEAT				K.C. WHEAT			
HIGH	LOW	LAST	CHG	HIGH	LOW	LAST	CHG	HIGH	LOW	LAST	CHG
MAR 2350	2326	2330*	-20	MAR 2664	2614	2622*	-36	MAR 2684	2632	2634*	-46
MAY 2424	2404	2406*	-20	MAY 2734	2690	2694*	-34	MAY 2730	2680	2682*	-46
JULY 2492	2474	2476*	-14	JULY 2774	2730	2742*	-26	JULY 2764	2720	2720*	-46
SEP 2514	2492	2492*	-14	SEP 2832	2802	2802*	-30	SEP 2814	2774	2774*	-52
DEC 2530	2510	2512*	-10	DEC 2954	2940	2940*	-4	DEC 2900	2894	2894*	-10
MAR 2590	2580	2580*	-2	MAR 3000	2990	2990*		MINN WHEAT			
MAY 2620	2620	2620*	0					MAR 2640	2612	2612*	-24
JULY				MAR 1156	1130	1130*	-16	MAY 2716	2692	2694*	-16
SEP				MAY 1212	1190	1190*	-14	JULY 2774	2752	2752*	-16
				JULY 1282	1254	1254*	-10	SEP 2812	2812	2812*	-6
				SEP 1304	1302	1304*	-6	DEC		2550	
SOYBEANS				SOYBEAN NEAL				SOYBEAN OIL			
JAN 5680	5612	5616*	-46	JAN 1663	1632	1633*	-26	JAN 2096	2078	2086*	-8
MAR 5832	5770	5772*	-52	MAR 1715	1683	1684*	-25	MAR 2137	2119	2124*	-10
MAY 5972	5910	5914*	-50	MAY 1759	1722	1723*	-29	MAY 2173	2154	2157*	-13
JULY 6114	6050	6054*	-52	JULY 1802	1763	1764*	-30	JULY 2197	2176	2179*	-13
AUG 6136	6080	6080*	-50	AUG 1815	1778	1778*	-32	AUG 2180	2172	2172*	-13
SEP 6100	6064	6070*	-22	SEP 1815	1775	1775*	-32	SEP 2184	2170	2170*	-10
NOV 6150	6094	6096*	-24	OCT 1800	1785	1785*	-11	OCT 2180	2180	2180*	-15
JAN 6214	6210	6212*	-16	DEC 1835	1810	1810*	-17	DEC 2190	2177	2177*	-13
MAR 6360	6340	6340*	-20								

LIVE CATTLE				FEEDER CATTLE				LIVE HOGS			
HIGH	LOW	LAST	CHG	HIGH	LOW	LAST	CHG	HIGH	LOW	LAST	CHG
FEB 7770	7720	7725*	-32	JAN 8945	8915	8920*	-30	FEB 4917	4875	4882*	+10
APR 7697	7647	7650*	-40	MAR 8700	8670	8685*	-2	APR 4767	4715	4720*	-20
JUN 7505	7472	7480*	-15	APR 8532	8505	8515*	-20	JUN 5215	5160	5172*	-23
AUG 7337	7310	7310*	-20	MAY 8415	8395	8412*	-10	JULY 5210	5172	5177*	-23
OCT 7330	7300	7300*	0	AUG 8385	8360	8365*	0	AUG 5035	5000	5007*	-15
DEC 7400	7380	7380*	-20	SEP 8312	8312	8312*	+2	OCT 4490	4487	4487*	+7
FEB 7380	7380	7380*	-20	OCT 8295	8280	8280*	-12	DEC 4542	4542	4542*	0
APR				NOV 8300	8300	8300*	0	FEB			

SWISS FRANC				EURODOLLAR				PORK BELLIES			
HIGH	LOW	LAST	CHG	HIGH	LOW	LAST	CHG	HIGH	LOW	LAST	CHG
MAR 7652	7604	7649*	+48	MAR 9282	9274	9277*	+5	FEB 6495	6285	6287*	-193
JUN 7628	7585	7627*	+47	JUN 9289	9281	9286*	+7	MAR 6455	6250	6262*	-178
SEP 7603	7590	7603*	+46	SEP 9277	9272	9275*	+6	MAY 6525	6315	6335*	-180
				DEC 9247	9240	9245*	+8	JULY 6495	6300	6312*	-148
BRITISH POUND				S&P 500 INDEX				W. GERMAN MARK			
MAR 18690	18614	18654*	+48	MAR 33390	32990	33080*	-295	MAR 6527	6492	6523*	+46
JUN 18450	18420	18428*	+48	JUN 33670	33290	33375*	-295	JUN 6489	6465	6489*	+46
SEP 18250	18190	18238*	+48	SEP 33650	33540	33625*	-300	SEP 6456	6410	6456*	+46
				DEC 33850	33850	33850*	-350	DEC 6423	6377	6423*	+46
JAPANESE YEN											
MAR 7342	7313	7334*	-16								
JUN 7328	7311	7328*	-16								
SEP 7342	7326	7326*	-16								

DTN GRAINS 22 JAN BEANS CONTRACT HIGH: 6.920 LOW: 5.564



DTN GRAINS 23 MARCH SOY NEAL CONTRACT HIGH: 212.0 LOW: 167.6

