

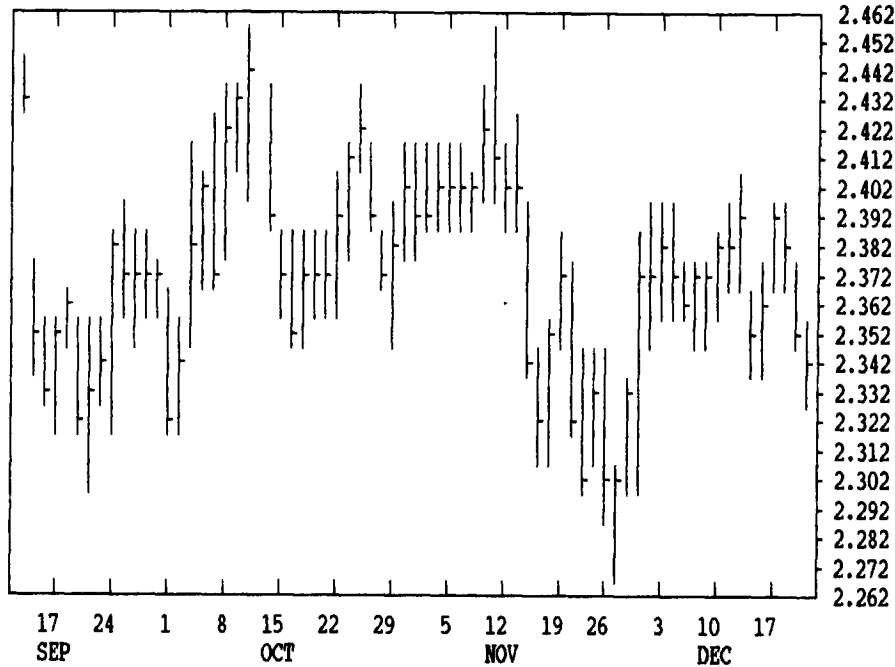
GRAIN, CATTLE AND HOG FUTURES MARKETS

From DTN farmer satellite daily update. Service phone: (717) 731-1520

(Closing bids: Thursday, Dec. 20)

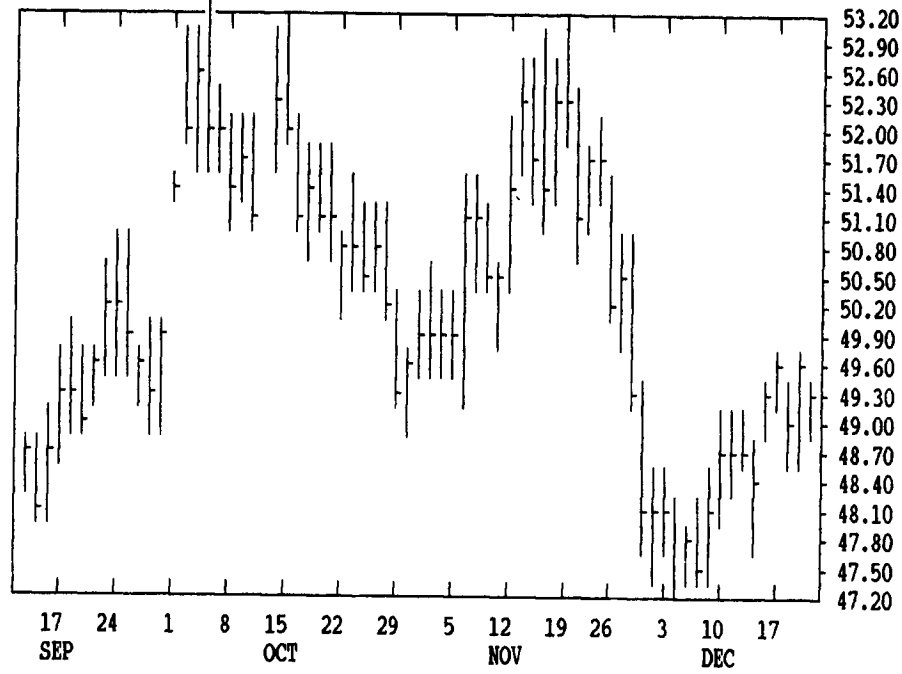
DTN GRAINS 16 MARCH CORN

CONTRACT HIGH: 3.024 LOW: 2.272



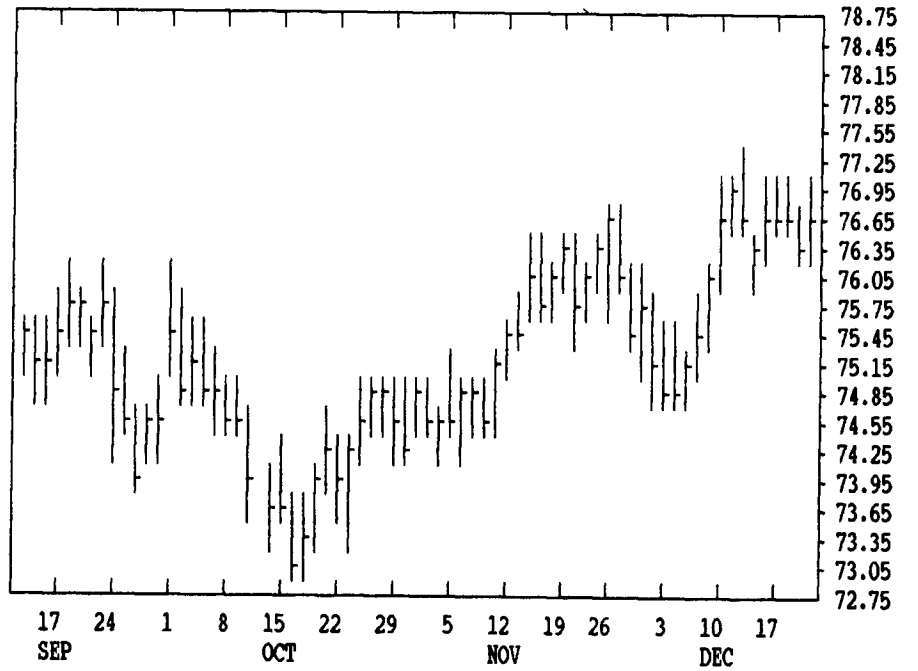
DTN LIVESTOCK 17 FEB HOGS

CONTRACT HIGH: 53.15 LOW: 46.20



DTN LIVESTOCK 18 FEB CATTLE

CONTRACT HIGH: 77.80 LOW: 72.50



DTN FUTURES 10 12/20/90

TECHNICAL COMMENTS

	PAST WEEK'S (ENDING 12/14)			NOV'S (ENDING 11/30)		CURRENT	
	HIGH	LOW	CLOSE	HIGH	LOW	SUPPORT	RESISTANCE
DEC WHT	2.58	2.52	2.53	2.70 1/4	2.38	2.56	MAR 2.74
JUL WHT	2.80	2.73	2.78 1/2	2.97 1/4	2.71 3/4	.	2.85
KC DEC	2.66 1/4	2.62	2.65	2.72	2.52 1/4	2.59	MAR 2.72
KC JULY	2.78 1/4	2.73 1/2	2.77 1/4	2.93 1/4	2.69 1/4	.	2.80

DEC CORN	2.29	2.22 1/2	2.26	2.35	2.15 1/2	.	.
MAR CORN	2.40 3/4	2.34 3/4	2.37	2.45	2.27 1/4	2.27	2.42
JLY91 CN	2.54 3/4	2.49 1/2	2.50 1/2	2.57	2.41 1/2	2.41 1/2	2.60 1/2
JAN BNS	6.01 1/2	5.85	5.95	6.16 1/4	5.64 1/4	5.70	6.05
JLY BNS	6.41 1/2	6.26	6.35 1/2	6.53 1/4	6.03 1/2	6.00	6.50
NOV91 BN	6.31	6.22	6.24 1/4	6.21	6.01 1/2	6.00	6.35
DEC MEAL	178.70	172.50	174.60	182.30	169.20	165.30	JAN 179.00
DEC OIL	21.57	21.21	21.53	21.82	19.78	20.00	JAN 22.00
DEC CTTL	81.15	79.97	79.92	79.77	76.70	.	.
FEB CTTL	77.20	76.00	76.17	76.85	74.27	76.00	77.80
JAN FDRS	89.15	88.45	88.87	88.25	85.12	87.00	90.00
DEC HOGS	50.35	49.20	49.27	54.70	50.02	.	.
FEB HOGS	49.20	47.90	48.17	53.00	47.70	47.00	50.00
FEB BLLS	67.62	64.20	64.70	73.75	61.15	60.00	68.00

CORN

CHICAGO WHEAT

K.C. WHEAT

	HIGH	LOW	LAST	CHG		HIGH	LOW	LAST	CHG		HIGH	LOW	LAST	CHG
MAR	2350	2332	2344*	-6	MAR	2620	2592	2604*	-12	MAR	2650	2624	2640*	-4
MAY	2422	2404	2420*	-4	MAY	2692	2670	2674*	-22	MAY	2690	2672	2684*	-14
JLY	2484	2470	2480*	-6	JLY	2730	2700	2712*	-24	JLY	2724	2702	2714*	-12
SEP	2500	2486	2490*	-12	SEP	2790	2760	2772*	-12	SEP	2782	2774	2774*	-4
DEC	2504	2490	2496*	-12	DEC	2902	2894	2900*	0	DEC			2856*	-4

MAR

MAR

MAR

	HIGH	LOW	LAST	CHG		HIGH	LOW	LAST	CHG		HIGH	LOW	LAST	CHG
MAY	2570	2560	2564*	-14	MAR					MAR	2604	2590	2600*	-2
JLY	2624	2620	2620*		MAY	1134	1114	1120*	-16	MAY	2680	2664	2680*	0
SEP					MAY	1190	1174	1176*	-14	JLY	2742	2736	2742*	0

SOYBEANS

SOYBEAN MEAL

SOYBEAN OIL

JAN	5760	5702	5706*	-54	SEP	1292	1284	1284*	-16	DEC			2550	
MAR	5912	5850	5856*	-54	JAN	1722	1690	1692*	-35	JAN	2095	2062	2083*	+9
MAY	6054	5996	6006*	-50	MAR	1775	1740	1744*	-32	MAR	2134	2105	2122*	+9
JLY	6184	6124	6132*	-52	MAY	1812	1780	1786*	-31	MAY	2167	2140	2152*	+4
AUG	6210	6164	6164*	-52	JLY	1851	1820	1823*	-32	JLY	2183	2155	2171*	+2
SEP	6150	6110	6114*	-44	AUG	1855	1835	1835*	-32	AUG	2165	2160	2165*	+3
NOV	6180	6130	6152*	-24	SEP	1855	1835	1835*	-22	SEP	2165	2155	2165*	+11
JAN	6264	6264	6264*	-36	OCT	1855	1830	1830*	-30	OCT	2160	2155	2157*	+7
MAR	6390	6374	6380*	-42	DEC	1880	1850	1860*	-30	DEC	2160	2150	2160*	+15
MAY														

LIVE CATTLE

FEEDER CATTLE

LIVE HOGS

	HIGH	LOW	LAST	CHG		HIGH	LOW	LAST	CHG		HIGH	LOW	LAST	CHG
FEB			7660		JAN	8895	8845	8865*	-10	FEB			4925	
APR			7652		MAR	8650	8600	8622*	-5	APR			4737	
JUN			7435		APR	8500	8455	8465*	-10	JUN			5070	
AUG			7282		MAY	8375	8340	8345*	-10	JLY			5080	
OCT			7287		AUG	8340	8300	8305*	-10	AUG			4937	
DEC			7382		SEP	8300	8267	8267*	-8	OCT			4420	
FEB					OCT	8265	8252	8252*	-3	DEC			4500	
APR					NOV	8260	8240	8250*	0	FEB				

SWISS FRANC

EURODOLLAR

PORK BELLIES

MAR	7802	7669	7672*	-190	MAR	9282	9275	9277*	-3	FEB	6455	6350	6407*	-3
JUN	7770	7645	7645*	-193	JUN	9286	9282	9283*	-3	MAR	6420	6330	6385*	+23
SEP	7814	7621	7621*	-193	SEP	9270	9264	9268*	-3	MAY	6475	6380	6430*	+35
					DEC	9239	9234	9238*	-2	JLY	6485	6380	6437*	+60
					MAR	9227	9221	9226*	0	AUG	6290	6210	6235*	+58
					JUN	9203	9197	9202*	0	FEB				

BRITISH POUND

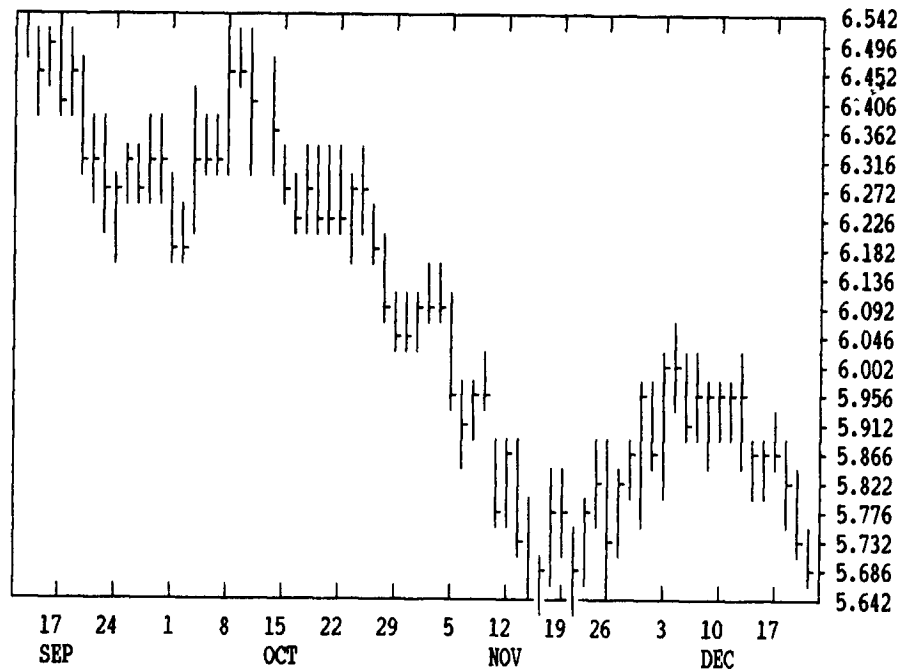
S&P 500 INDEX

W. GERMAN MARK

MAR	18944	18630	18690*	-352	MAR	33285				MAR	6680	6591	6594*	-144
JUN	18700	18400	18460*	-348	JUN	33575				JUN	6648	6561	6561*	-144
SEP	18340	18266	18266*	-350	SEP	33830				SEP	6673	6529	6529*	-144
					DEC					DEC	6642	6497	6497*	-145

DTN GRAINS 22 JAN BEANS

CONTRACT HIGH: 6.920 LOW: 5.642



DTN GRAINS 23 MARCH SOY NEAL

CONTRACT HIGH: 212.0 LOW: 174.0

