


DO IT ALL WITH WOODS



RAKE IT

with **WOODS**
Landscape Rakes

Models
LR6, LR106, LR108,
LR600 & LR800


6' And 8' Lengths
For Tractors Rated
20 To 60 HP

Woods Landscape Rakes offer the versatility needed to do a complete landscaping job. These rugged rakes will perform the tough clean-up jobs, like removing rocks, roots and other debris - plus general grooming and soil preparation. Woods rakes also handle the finish distribution and spreading of crushed rock or top-soil prior to seeding or laying sod. High-carbon, spring-steel tines and field-proven, heavy-duty 'A' frames make Woods Landscape Rakes dependable season after season performers.

Optional "fine-tune" equipment includes, gauge wheels, grader blades, grader blade end plates and hydraulically controlled angling on Models LR600 and LR800

Another Woods plus is our network of more than 4000 servicing dealers - makes parts and service available wherever and whenever you need them.

Woods limited warranty protects against all defects in material or workmanship (including component parts) for one full year from time of purchase.




DIG IT

with **WOODS** model
1050 BACKHOE

Woods model 1050 reaches 13'1" and digs 10'7" below grade with tractors rated 50 hp to 130 hp. Ideal for farming, light construction and landscaping. Other uses include golf courses, nurseries, utility companies and cemeteries...footings, wiring trenches, irrigation ditches, drainage ditches...do them all and more. Woods model 1050 has the features that make the "on-the-job" difference. Come in today for a demonstration.




Model H-D315 — A heavy-duty mower for big area work. Cuts a 15 ft. swath. Mows up to 13 1/4 acres per hour. Heavier, stronger than previous Batwing® models.



Model FM-72 — Flail mower with self-cleaning, airlift blades. Mows a 6 ft. swath. Dynamically balanced blade rotor.



Model RB750/850 — Rear blades in 7 ft. and 8 ft. models for tractors rated up to 100 HP. Adjust angle, tilt, offset and reverse.



Model 121 — Twin-spindle, gear-driven mower cuts a 10 ft. swath. Offset model also available for orchards.



Model H-S105/106 — Hydraulic-drive ditch bank mower cuts 5 ft. or 6 ft. swaths. Cuts 90° up or 90° down. Ideal for drainage or roadway ditches.



Division of Hesston Corporation

Seasons Greetings From The Woods Company And Dealers

CONTACT YOUR LOCAL WOODS DEALER TODAY.



BELMONT FARM
Glyndon, MD
301-833-9091
B. EQUIP., INC.
Waynesboro, PA
717-762-3193
ECKROTH BROS.
FARM EQUIP.
New Ringgold, PA
717-943-2131
NORMAN D. CLARK
& SON, INC.
Honey Grove, PA
717-734-3682
ERB & HENRY EQUIP.
INC.
New Berlinville, PA
215-367-2169
FARMERSVILLE
EQUIPMENT, INC.
Ephrata, PA
717-354-2150
N.H. FLICKER & SONS,
INC.
Maxatawny, PA
215-683-7252
FINCH SERVICES
HANOVER, INC.
Hanover, PA
717-632-2345

GRUMELLI'S FARM
SERVICE
Quarryville, PA
717-786-7318

HINES EQUIPMENT
Cresson, PA
814-866-4183
Bellwood, PA
814-742-8171

WM. HOBENSACKS
SONS
Ivyland, PA
215-675-1610

R.S. HOLLINGER &
SON, INC.
Mountville, PA
717-285-4538

C.B. HOOBER & SON,
INC.
Intercourse, PA
717-768-8231

INCH EQUIPMENT CO.
McAllisterville, PA
717-463-2191

KAUFFMAN FARM
SUPPLY
Mt. Pleasant Mills, PA
717-539-4571
Belleville, PA
717-935-2131

KELLER BROS.
TRACTOR CO.
Lebanon, PA
717-949-6501

KELLER'S FARM
MACHINERY, INC.
Quakertown, PA
215-536-4046

R.W. KELLER SALES
Perkasie, PA
215-257-0101

KERMIT K. KISTLER
Lynnport, PA
215-298-2011

LAMB'S FARM
MACHINERY
Thorndale, PA
215-269-2876

LANCASTER FORD
TRACTOR, INC.
Lancaster, PA
717-569-7083

LAWN CARE OF PA.
Martindale, PA
215-445-4541

S.G. LEWIS AND SON
West Grove, PA
215-869-9440
215-869-2214

LINCOLN SUPPLY &
EQUIPMENT CO.
Somerset, PA
814-443-1691
McCoole, MD
301-786-6800

ROBERT E. LITTLE, INC.
Zieglerville, PA
215-287-9843

M.M. WEAVER & SONS, INC.
Leola, PA
717-656-2321

MANOR EQUIPMENT INC.
Sinking Spring, PA
215-678-0828

MESSICK FARM EQUIP., INC.
Elizabethtown, PA
717-367-1319

MIFFLINBURG FARM
SUPPLY, INC.
Mifflinburg, PA
717-966-3114

MORRIS INT'L., INC.
Everett, PA
814-652-6101

NICARRY EQUIPMENT CO.
(Route 2 Box 2008)
Reading, PA
215-926-2441

NICHOLS FARM EQUIP.
Bloomsburg, PA
717-784-7731

PIKEVILLE EQUIP. INC.
Oley, PA
215-987-6277

RINGTOWN FARM EQUIP
CO., INC.
Ringtown, PA
717-889-3184

SHUEY SALES &
SERVICE
Ono, PA
717-865-4915

STRALEY FARM
SUPPLY, INC.
Dover, PA
717-292-4443
717-292-2631

THE HAY PRESS
Limerick, PA
215-489-0611

THOMAS POWER
EQUIPMENT
Avondale, PA
215-268-2181

TRACTOR PARTS CO.
Bloomsburg, PA
717-784-0250

VOUGH & SONS, INC.
Bangor, PA
215-588-5924

C.H. WALTZ SONS, INC.
Williamsport, PA
717-435-2921

WARREN COUNTY
SERVICE CENTER
Columbia, NJ
201-362-6916

WENGERS' FARM
MACHINERY INC.
Myerstown, PA
717-866-2135

CLARENCE WILSON &
SONS
Kimberton, PA
215-933-3581

C.J. WONSIDLER BROS.
Quakertown, PA
215-536-1935
215-536-7523

Rt. 309 & 100
New Tripoli, PA
215-767-7611
Oley, PA
215-987-6257

YORK CO. FARM
IND., INC.
Emigsville, PA
717-764-6412

ZIMMERMAN
FARM SERVICE
Bethel, PA
717-933-4114