

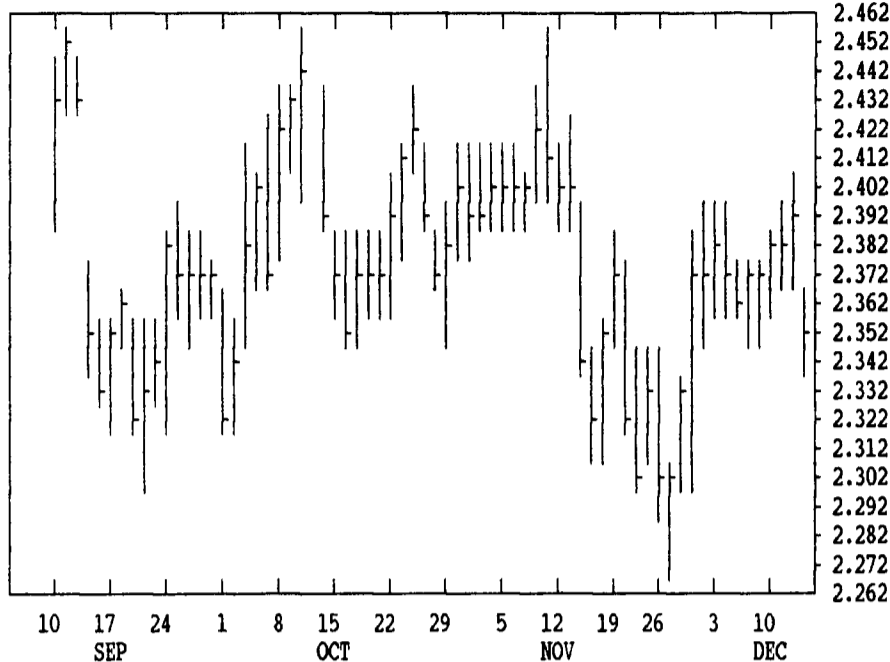
GRAIN, CATTLE AND HOG FUTURES MARKETS

From DTN farmer satellite daily update. Service phone: (717) 731-1520

(Closing bids: Thursday, Dec. 13)

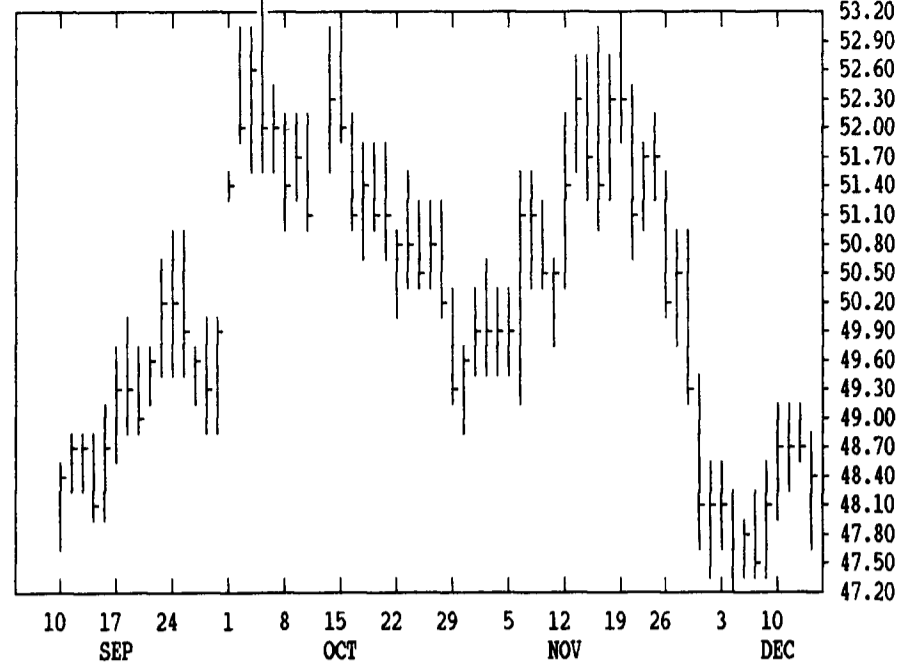
DTN GRAINS 16 MARCH CORN

CONTRACT HIGH: 3.024 LOW: 2.272



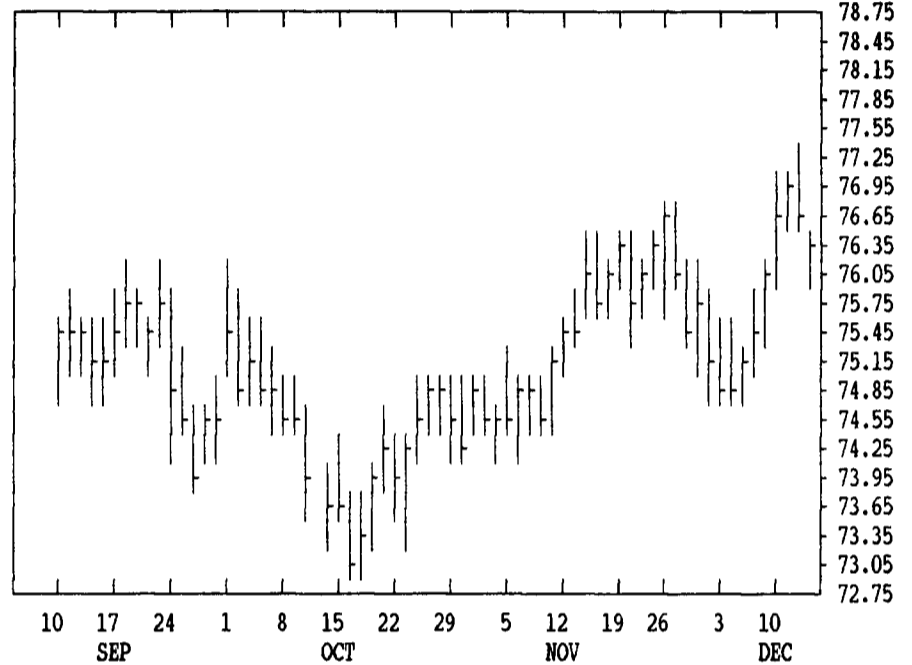
DTN LIVESTOCK 17 FEB HOGS

CONTRACT HIGH: 53.15 LOW: 46.20



DTN LIVESTOCK 18 FEB CATTLE

CONTRACT HIGH: 77.80 LOW: 72.50



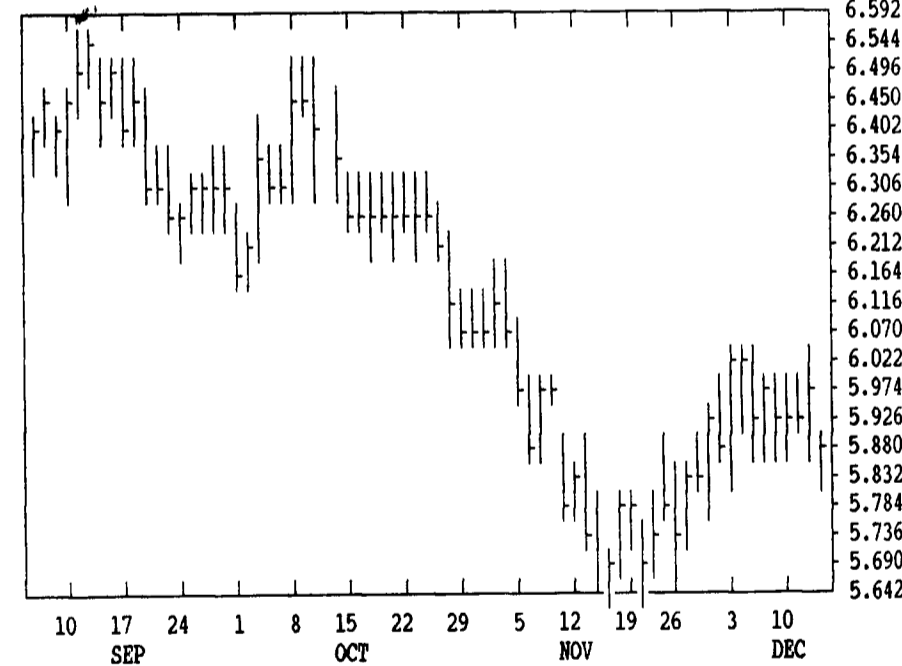
DTN FUTURES	10 12/13/90		TECHNICAL COMMENTS				5 DAY SLOWED		
	CLOSE		MOVING AVERAGES		RSI'S		STOCHASTIC		
			4-DAY	9-DAY	18-DAY	9 DAY	14 DAY	K	D
MAR WHEAT	2.65		2.66 1/2	2.64 3/8	2.63 1/4	49	45	69	80
JLY91 WHT	2.74 3/4		2.76 7/8	2.76 1/4	2.77	40	40	49	66
KC MAR WHT	2.65 3/4		2.67 3/4	2.66 3/4	2.66	44	42	63	76
KCJLY91 WH	2.74 1/2		2.76 1/8	2.75	2.74 1/2	45	43	68	80
MAR CORN	2.35 1/4		2.37 3/4	2.37 5/8	2.35 5/8	44	46	52	62
JUL91 CN	2.50		2.52	2.51 1/4	2.49 1/2	48	50	59	76
DEC91 CRN	2.51 3/4		2.52 1/2	2.51 1/4	2.50 1/8	55	54	77	83
JAN BNS	5.88		5.93 7/8	5.95 7/8	5.88 7/8	45	46	40	46
JUL BNS	6.29 1/4		6.35	6.36	6.28 1/4	46	47	48	55
NOV91 BNS	6.24 1/4		6.26 3/4	6.25 3/4	6.18 2/3	55	55	74	76
MAR MEAL	180.80		182.05	182.86	181.34	46	47	56	51
MAR OIL	21.76		21.88	21.97	21.62	48	46	28	36
FEB CTTL	76.42		76.74	75.97	76.00	57	57	77	87
JUN CTTL	74.37		74.54	74.10	74.00	61	62	75	83
JAN FDRS	88.87		88.83	88.34	88.03	69	67	73	81
FEB HOGS	48.45		48.73	48.20	49.29	42	42	70	77
JUN HOGS	49.82		49.98	49.58	50.59	43	46	77	80
FEB BELS	64.92		66.30	65.18	67.38	41	44	73	79

CORN				CHICAGO WHEAT				K.C. WHEAT			
HIGH	LOW	LAST	CHG	HIGH	LOW	LAST	CHG	HIGH	LOW	LAST	CHG
DEC 2244	2224	2230*	-40	DEC 2544	2520	2544*	-4	DEC 2640	2620	2620*	-42
MAR 2364	2346	2352*	-40	MAR 2650	2620	2650*	-20	MAR 2664	2646	2656*	-30
MAY 2446	2430	2434*	-36	MAY 2720	2694	2720*	-14	MAY 2710	2700	2710*	-24
JLY 2510	2494	2500*	-32	JLY 2754	2730	2746*	-16	JLY 2746	2734	2744*	-20
SEP 2530	2506	2510*	-26	SEP 2814	2800	2810*	-10	SEP 2796	2792	2796*	-24
DEC 2530	2504	2516*	-20	DEC 2930	2912	2930*	-14	MINN WHEAT			
MAR 2596	2574	2586*	-20	OATS				DEC 2550	2550	2550*	-20
MAY				DEC 1080	1074	1080*	-20	MAR 2614	2596	2606*	-30
JLY				MAR 1182	1166	1180*	-14	MAY 2684	2670	2684*	-22
SOYBEANS				MAY 1234	1222	1232*	-16	JLY 2750	2740	2744*	-20
JAN 5890	5850	5880*	-86	JLY 1284	1276	1284*	-16	SEP 2794	2784	2794*	-4
MAR 6042	6004	6026*	-92	SOYBEAN MEAL				SOYBEAN OIL			
MAY 6180	6144	6170*	-92	DEC 1750	1725	1750*	-23	DEC 2137	2121	2125*	-22
JLY 6294	6260	6292*	-84	JAN 1760	1738	1757*	-29	JAN 2160	2137	2145*	-12
AUG 6320	6284	6320*	-76	MAR 1809	1790	1808*	-28	MAR 2190	2168	2176*	-11
SEP 6256	6234	6250*	-64	MAY 1845	1828	1843*	-28	MAY 2215	2199	2204*	-14
NOV 6244	6220	6242*	-50	JLY 1878	1860	1876*	-24	JLY 2232	2215	2220*	-16
JAN 6354	6334	6350*	-54	AUG 1885	1875	1880*	-25	AUG 2223	2208	2210*	-12
MAR 6470	6470	6470*	-60	SEP 1875	1865	1872*	-28	SEP 2210	2195	2202*	-13
MAY				OCT 1870	1860	1870*	-7	OCT 2198	2190	2192*	-11

LIVE CATTLE				FEEDER CATTLE				LIVE HOGS			
HIGH	LOW	LAST	CHG	HIGH	LOW	LAST	CHG	HIGH	LOW	LAST	CHG
DEC 8097	8030	8092*	+7	JAN 8890	8845	8887*	+15	DEC 4987	4940	4960*	-25
FEB 7655	7600	7642*	-25	MAR 8635	8590	8630*	+18	FEB 4875	4790	4845*	-40
APR 7660	7607	7652*	-23	APR 8465	8435	8457*	0	APR 4645	4582	4642*	-5
JUN 7447	7410	7437*	-18	MAY 8345	8310	8335*	-20	JUN 5007	4960	4982*	-33
AUG 7295	7265	7282*	-15	AUG 8300	8280	8292*	-28	JLY 5030	4990	5017*	-3
OCT 7300	7275	7280*	-27	SEP 8240	8230	8240*	-30	AUG 4910	4860	4890*	-15
DEC 7375	7375	7375*	-15	OCT 8230	8205	8215*	-40	OCT 4405	4392	4395*	-15
FEB				NOV 8230	8230	8230*	-20	DEC 4455	4455	4455*	-20
SWISS FRANC				EURODOLLAR				PORK BELLIES			
DEC 7945	7880	7896*	-36	DEC 9237	9220	9222*	-12	FEB 6635	6492	6492*	-200
MAR 7921	7860	7874*	-36	MAR 9281	9264	9267*	-10	MAR 6540	6392	6392*	-200
JUN 7890	7840	7854*	-34	JUN 9289	9274	9277*	-6	MAY 6510	6390	6390*	-200
BRITISH POUND				SEP 9280	9267	9270*	-4	JLY 6440	6300	6300*	-200
DEC 19520	19410	19458*	-28	DEC 9248	9239	9242*	-3	AUG 6290	6030	6030*	-200
MAR 19230	19124	19176*	-26	MAR 9231	9221	9225*	-4	FEB			
JUN 18964	18950	18950*	-38	S&P 500 INDEX				W. GERMAN MARK			
JAPANESE YEN				DEC 33185	32910	32995*	-160	DEC 6784	6749	6762*	-11
DEC 7607	7559	7563*	-34	MAR 33435	33170	33250*	-160	MAR 6760	6719	6734*	-11
MAR 7601	7551	7557*	-33	JUN 33725	33500	33550*	-150	JUN 6712	6695	6702*	-11
JUN 7585	7545	7551*	-29	SEP 34020	33800	33850*	-140	SEP 6683	6672	6672*	-11

DTN GRAINS 22 JAN BEANS

CONTRACT HIGH: 6.920 LOW: 5.642



DTN GRAINS 23 MARCH SOY MEAL

CONTRACT HIGH: 212.0 LOW: 174.5

