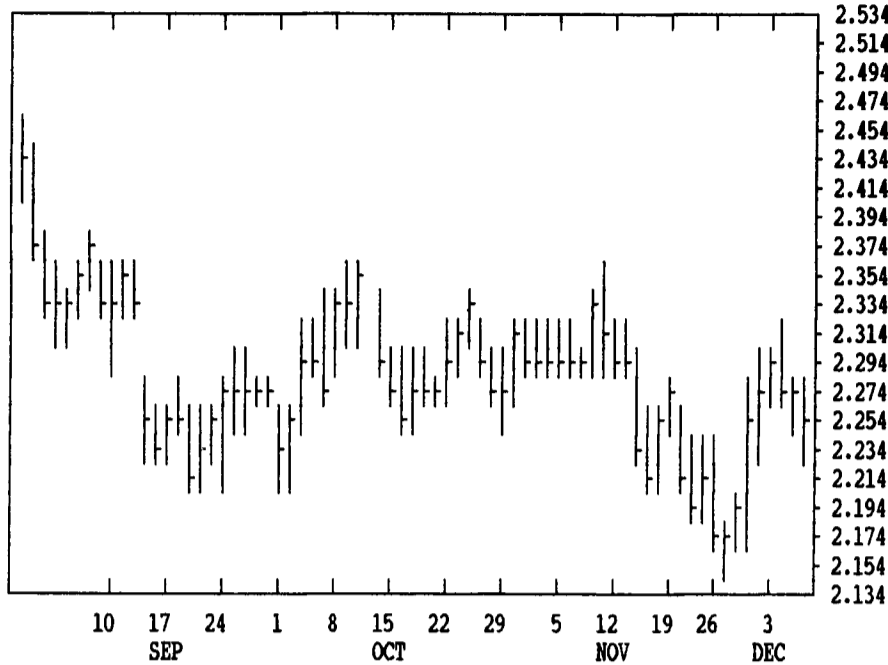


# GRAIN, CATTLE AND HOG FUTURES MARKETS

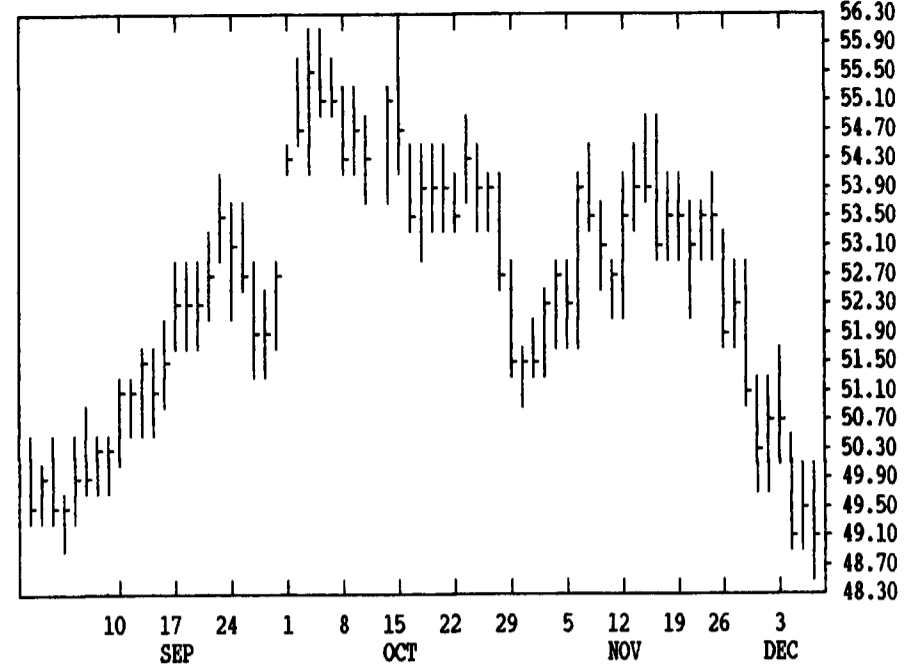
From DTN farmer satellite daily update. Service phone: (717) 731-1520

(Closing bids: Thursday, Dec. 6)

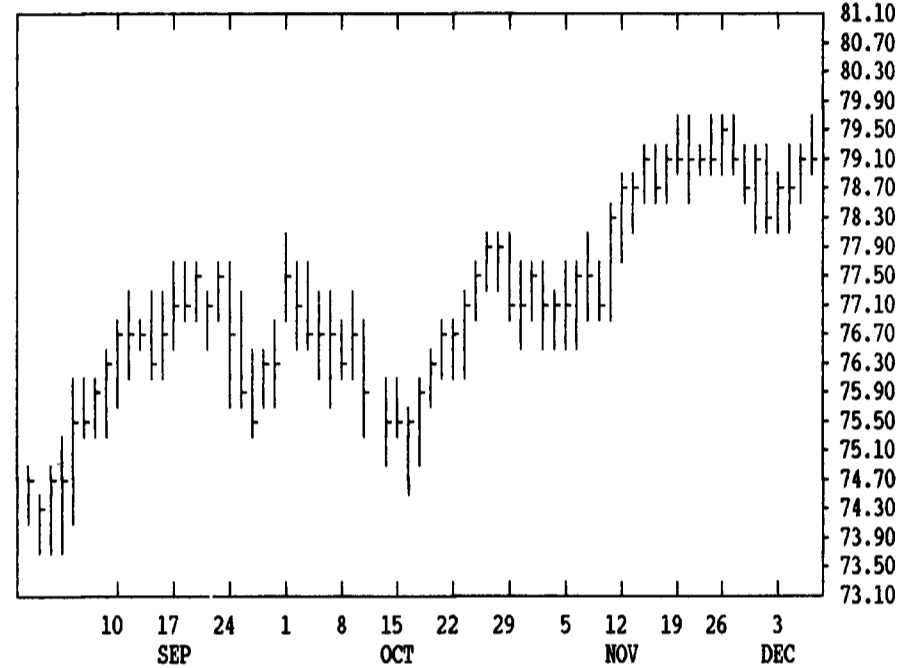
DTN GRAINS 16 DEC CORN CONTRACT HIGH: 2.964 LOW: 2.154



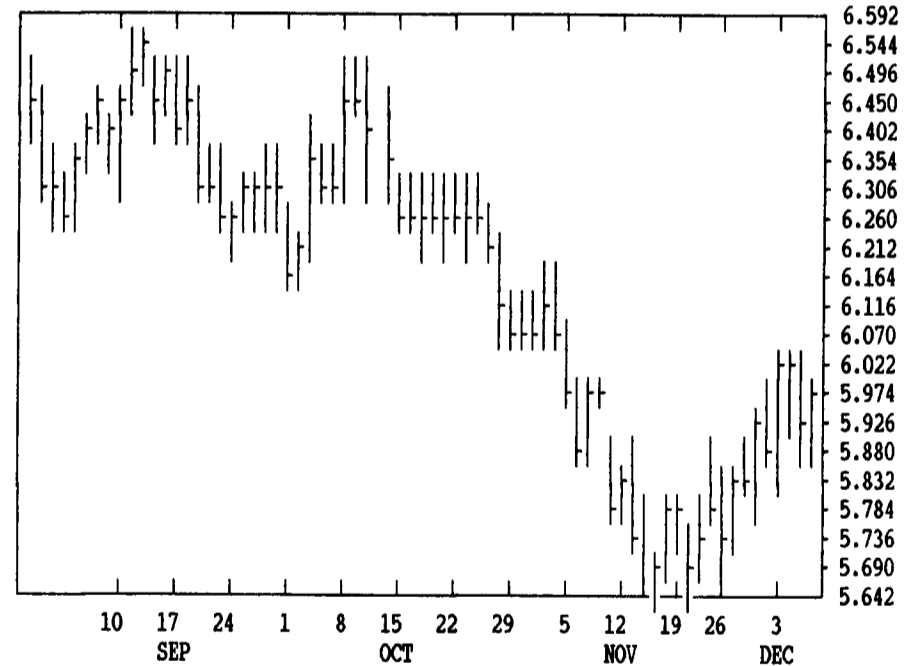
DTN LIVESTOCK 17 DEC HOGS CONTRACT HIGH: 56.10 LOW: 44.25



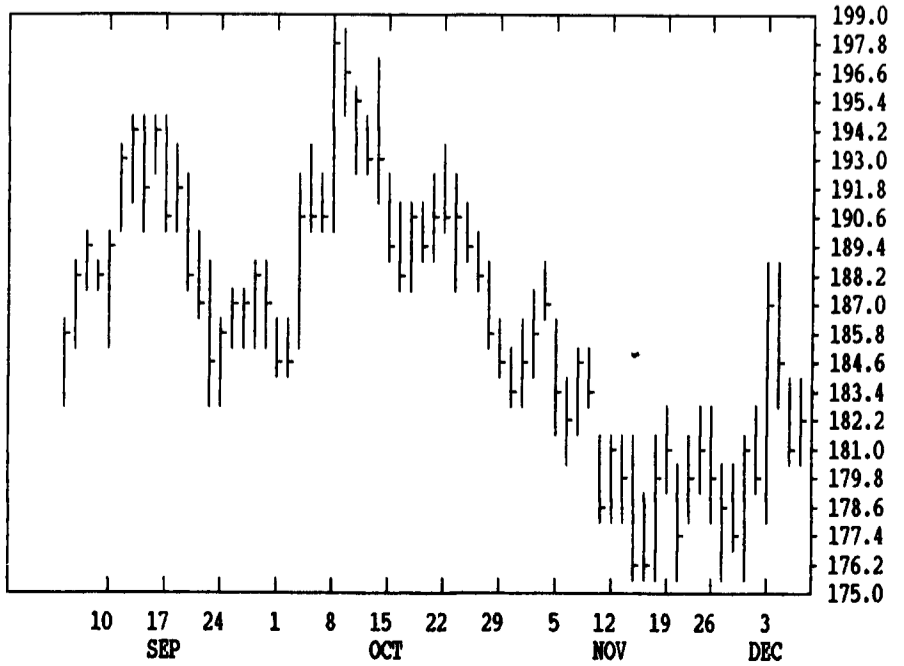
DTN LIVESTOCK 18 DEC LIVE CATTLE CONTRACT HIGH: 79.77 LOW: 71.00



DTN GRAINS 22 JAN BEANS CONTRACT HIGH: 6.920 LOW: 5.642



DTN GRAINS 23 MARCH SOY MEAL CONTRACT HIGH: 212.0 LOW: 174.5



DTN FUTURES 10 12/06/90		TECHNICAL COMMENTS					
	PAST WEEK'S (ENDING 11/30)		NOV'S (ENDING 11/30)		CURRENT		
	HIGH	LOW	CLOSE	HIGH	LOW	SUPPORT	RESISTANCE
DEC WHT	2.49	2.38	2.45	2.70 1/4	2.38	2.56	MAR 2.74
JUL WHT	2.81 1/2	2.71 3/4	2.76 3/4	2.97 1/4	2.71 3/4	.	2.85
KC DEC	2.59 3/4	2.52 1/4	2.56 3/4	2.72	2.52 1/4	2.59	MAR 2.72
KC JULY	2.77	2.69 1/4	2.73 3/4	2.93 1/4	2.69 1/4	.	2.80
DEC CORN	2.29 1/4	2.15 1/2	2.27 3/4	2.35	2.15 1/2	.	.
MAR CORN	2.39 4	2.27 1/4	2.37 3/4	2.45	2.27 1/4	2.27	2.40
JLY91 CN	2.51 3/4	2.41 1/2	2.50 1/2	2.57	2.41 1/2	2.41 1/2	2.60 1/2
JAN BNS	5.96 1/2	5.71 1/4	5.89 1/2	6.16 1/4	5.64 1/4	5.89	6.21
JLY BNS	6.34 1/2	6.10	6.28	6.53 1/4	6.03 1/2	6.00	6.50
NOV91 BN	6.21	6.05 1/4	6.20 1/2	6.21	6.01 1/2	6.00	6.30
DEC MEAL	175.90	169.20	172.90	182.30	169.20	172.00	JAN 180.00
DEC OIL	21.60	20.03	21.36	21.82	19.78	21.00	JAN 22.41

DEC CTTL	79.77	78.30	78.55	79.77	76.70	.	.
FEB CTTL	76.85	74.90	75.15	76.85	74.27	74.10	76.85
JAN FDRS	88.25	87.12	87.60	88.25	85.12	87.00	90.00
DEC HOGS	53.00	50.02	50.90	54.70	50.02	.	.
FEB HOGS	51.45	47.70	48.20	53.00	47.70	47.00	50.00
FEB BLLS	71.12	64.70	66.65	73.75	61.15	60.00	68.00

CORN				CHICAGO WHEAT				K.C. WHEAT			
	HIGH	LOW	LAST CHG		HIGH	LOW	LAST CHG		HIGH	LOW	LAST CHG
DEC	2270	2246	2256* -12	DEC	2476	2422	2470* +34	DEC	2626	2574	2620* +50
MAR	2376	2352	2372* +4	MAR	2634	2590	2624* +26	MAR	2680	2634	2662* +20
MAY	2454	2426	2446* +6	MAY	2710	2670	2704* +22	MAY	2720	2680	2710* +26
JLY	2516	2486	2510* +10	JLY	2764	2724	2752* +14	JLY	2744	2714	2734* +16
SEP	2526	2500	2506* +2	SEP	2816	2786	2810* +14	SEP	2800	2792	2792* +16
DEC	2520	2492	2506* +6	DEC	2926	2894	2924* +14	MINN WHEAT			
MAR	2584	2566	2574* +6	OATS				DEC	2546	2502	2544* +26
MAY				DEC	1116	1096	1116* +16	MAR	2634	2590	2620* +16
JLY				MAR	1214	1192	1212* +14	MAY	2704	2656	2684* +22
SOYBEANS				MAY	1270	1246	1266* +16	JLY	2754	2744	2744* +16
JAN	5996	5910	5972* +46	JLY	1324	1304	1324* +20	SEP	2784	2784	2784* +20
MAR	6146	6060	6122* +54	SOYBEAN MEAL				SOYBEAN OIL			
MAY	6280	6194	6262* +50	DEC	1766	1737	1760* +17	DEC	2185	2132	2160* +17
JLY	6396	6306	6370* +42	JAN	1789	1758	1781* +15	JAN	2199	2155	2169* +7
AUG	6400	6330	6396* +50	MAR	1839	1808	1827* +11	MAR	2233	2187	2203* +6
SEP	6294	6234	6292* +42	MAY	1870	1841	1858* +11	MAY	2254	2220	2232* +4
NOV	6274	6204	6266* +44	JLY	1893	1870	1883* +8	JLY	2270	2249	2252* +7
JAN	6394	6330	6392* +42	AUG	1903	1880	1890* +8	AUG	2255	2240	2240* +5
MAR	6504	6454	6500* +30	SEP	1885	1875	1875* +3	SEP	2250	2245	2250* +10
MAY				OCT	1874	1855	1856* -4	OCT	2245	2230	2240* +10

LIVE CATTLE				FEEDER CATTLE				LIVE HOGS			
	HIGH	LOW	LAST CHG		HIGH	LOW	LAST CHG		HIGH	LOW	LAST CHG
DEC	7957	7907	7927* +20	JAN	8850	8780	8822* +50	DEC	4985	4895	4900* -62
FEB	7585	7527	7542* +22	MAR	8585	8530	8557* +20	FEB	4817	4747	4760* -17
APR	7625	7572	7587* +5	APR	8445	8415	8420* -2	APR	4595	4532	4537* -15
JUN	7400	7360	7375* +3	MAY	8340	8312	8325* -5	JUN	4962	4890	4912* +2
AUG	7255	7210	7220* +15	AUG	8265	8252	8252* +12	JLY	4975	4920	4927* +12
OCT	7247	7215	7217* +2	SEP	8220	8190	8190* +5	AUG	4840	4795	4812* +5
DEC	7340	7300	7320* +30	OCT	8170	8162	8162* +17	OCT	4362	4345	4345* +5
FEB				NOV	8170	8150	8150* +15	DEC	4440	4440	4440* -10

SWISS FRANC				EURODOLLAR				PORK BELLIES			
	HIGH	LOW	LAST CHG		HIGH	LOW	LAST CHG		HIGH	LOW	LAST CHG
DEC	7892	7846	7860* +43	DEC	9204	9199	9203* +4	FEB	6467	6255	6285*-125
MAR	7875	7827	7844* +43	MAR	9254	9247	9248* 0	MAR	6380	6150	6200*-115
JUN	7855	7820	7830* +43	JUN	9263	9256	9257* -2	MAY	6375	6190	6230* -92
BRITISH POUND				SEP	9254	9250	9250* -1	JLY	6320	6150	6180*-102
DEC	19396	19300	19370*+158	DEC	9230	9227	9227* +2	AUG	6110	5890	5890*-125
MAR	19146	19054	19124*+160	MAR	9219	9216	9216* +2	FEB			
JUN	18950	18764	18924*+160	S&P 500 INDEX				W. GERMAN MARK			
JAPANESE YEN				DEC	33550	32910	33050*-130	DEC	6734	6694	6713* +42
DEC	7620	7535	7547* +85	MAR	33900	33190	33325*-125	MAR	6710	6670	6689* +43
MAR	7620	7530	7542* +85	JUN	34200	33500	33645*-120	JUN	6667	6664	6664* +45
JUN	7570	7520	7531* +85	SEP	34350	33800	33950* -95	SEP	6645	6630	6645* +48