GRAIN, CATTLE AND HOG FUTURES MARKETS

From DTN farmer satellite daily update. Service phone: (717) 731-1520

(Closing bids: Thursday, Nov. 29)

DTN GRAINS 16 DEC CORN CONTRACT HIGH: 2.964 LOW: 2.154

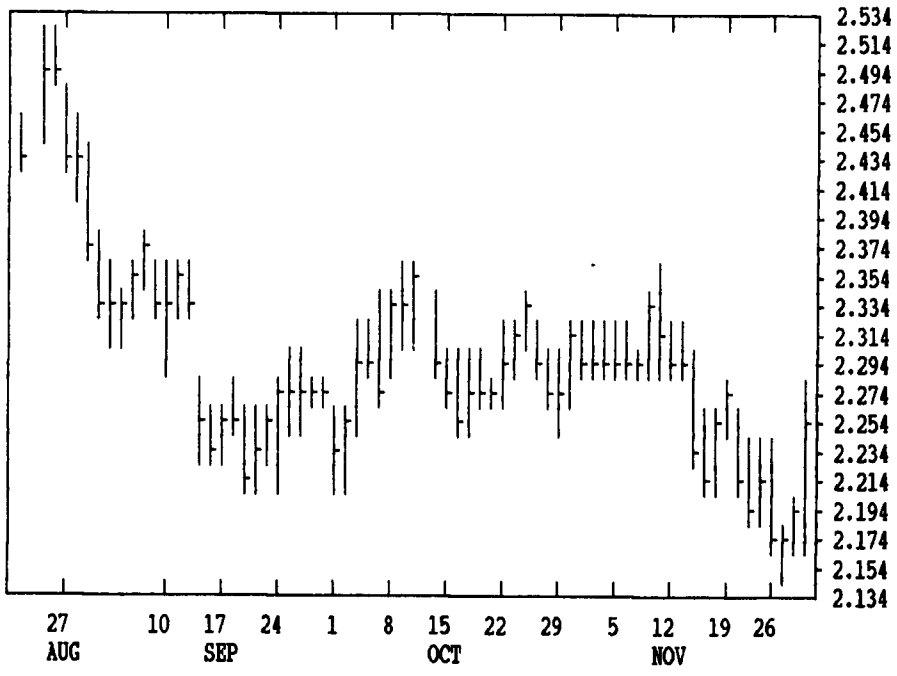

DTN FUTURES 10 11/29/90 TECHNICAL COMMENTS

	CLOSE	MOVING AVERAGES 4-DAY	9-DAY	18-DAY	RSI'S 9 DAY	14 DAY	5 DAY SLOWED STOCHASTIC K	D
DEC WHEAT	2.39	2.41 7/8	2.46	2.54 1/8	25	28	19	21
JUL91 WHT	2.74 1/2	2.75	2.78 1/8	2.84 3/8	36	37	26	24
KC DEC WHT	2.54 1/2	2.56	2.57 1/4	2.62	35	36	49	48
KCJLY91 WH	2.71	2.72 5/8	2.74 1/4	2.80 1/4	34	35	36	42
DEC CORN	2.25	2.20 5/8	2.22 1/4	2.25 2/3	52	49	55	35
MAR CORN	2.37	2.32 5/8	2.33 1/4	2.36 1/4	55	51	65	42
JUL91 CRN	2.50	2.47	2.47 1/2	2.49 1/2	54	52	66	47
JAN BNS	5.94 3/4	5.85	5.80 5/8	5.82 2/3	58	51	85	72
JUL BNS	6.32 3/4	6.23 1/8	6.19 1/4	6.21 1/2	58	52	82	69
NOV91 BNS	6.18 3/4	6.12 5/8	6.10 1/2	6.11	62	56	83	76
DEC MEAL	172.70	172.18	173.22	173.59	45	44	31	40
DEC OIL	21.39	20.98	20.54	20.65	65	55	91	85
DEC CTTL	79.12	79.18	79.19	78.69	58	59	28	46
FEB CTTL	75.90	76.16	76.15	75.71	52	55	35	56
JAN FDRS	87.77	87.70	87.74	87.13	61	62	31	45
DEC HOGS	50.52	51.59	52.65	53.02	29	35	15	20
FEB HOGS	48.10	49.57	50.85	51.02	27	34	11	14
FEB BELS	66.40	68.53	70.19	70.13	38	45	21	26

LIVE CATTLE

	HIGH	LOW	LAST	CHG
DEC	7917	7855	7912*	+37
FEB	7600	7525	7590*	+23
APR	7625	7547	7620*	+45
JUN	7405	7332	7402*	+50
AUG	7240	7205	7235*	+30
OCT	7250	7205	7240*	+35
DEC	7320	7270	7320*	+55
FEB				

FEEDER CATTLE

	HIGH	LOW	LAST	CHG
JAN	8780	8732	8777*	+42
MAR	8547	8500	8542*	+27
APR	8420	8385	8420*	+28
MAY	8320	8285	8320*	+10
AUG	8225	8215	8225*	+15
SEP	8190	8182	8190*	+5
OCT	8165	8152	8165*	+10
NOV				

LIVE HOGS

	HIGH	LOW	LAST	CHG
DEC	5117	5002	5052*	-80
FEB	4942	4780	4810*	-120
APR	4640	4527	4555*	-97
JUN	5062	4935	4965*	-97
JLY	5115	4985	4997*	-98
AUG	4990	4867	4905*	-85
OCT	4420	4405	4405*	-55
DEC	4492	4450	4467*	-23

SWISS FRANC

	HIGH	LOW	LAST	CHG
DEC	7902	7771	7788*	-85
MAR	7892	7765	7777*	-85
JUN	7875	7760	7768*	-85

BRITISH POUND

	HIGH	LOW	LAST	CHG
DEC	19634	19300	19314*	-322
MAR	19408	19050	19094*	-322
JUN	19020	18914	18914*	-322

JAPANESE YEN

	HIGH	LOW	LAST	CHG
DEC	7661	7479	7493*	-195
MAR	7662	7475	7493*	-198
JUN	7650	7475	7487*	-197

EURODOLLAR

	HIGH	LOW	LAST	CHG
DEC	9170	9159	9168*	+7
MAR	9223	9212	9218*	+3
JUN	9240	9227	9235*	+6
SEP	9237	9228	9234*	+5
DEC	9215	9208	9213*	+3
MAR	9206	9200	9204*	+3

S&P 500 INDEX

	HIGH	LOW	LAST	CHG
DEC	31925	31515	31675*	-250
MAR	32185	31780	31940*	-245
JUN	32480	32050	32250*	-245
SEP	32540	32350	32540*	-245

PORK BELLIES

	HIGH	LOW	LAST	CHG
FEB	6790	6615	6640*	-175
MAR	6730	6567	6610*	-157
MAY	6750	6580	6627*	-153
JLY	6720	6520	6595*	-125
AUG	6450	6290	6305*	-155
FEB				

W. GERMAN MARK

	HIGH	LOW	LAST	CHG
DEC	6734	6600	6632*	-99
MAR	6721	6580	6618*	-100
JUN	6625	6555	6598*	-101
SEP	6680	6578	6578*	-102

CORN

	HIGH	LOW	LAST	CHG
DEC	2270	2182	2250*	+44
MAR	2382	2302	2370*	+40
MAY	2454	2384	2444*	+32
JLY	2512	2440	2500*	+24
SEP	2510	2452	2490*	+14
DEC	2514	2452	2506*	+22
MAR	2564	2520	2562*	+12
MAY				
JLY				

SOYBEANS

	HIGH	LOW	LAST	CHG
JAN	5960	5806	5946*	+82
MAR	6104	5950	6084*	+76
MAY	6214	6080	6210*	+80
JLY	6340	6192	6326*	+82
AUG	6344	6210	6342*	+84
SEP	6240	6122	6214*	+54
NOV	6210	6090	6186*	+64
JAN	6290	6210	6290*	+50
MAR	6400	6324	6400*	+50
MAY				

CHICAGO WHEAT

	HIGH	LOW	LAST	CHG
DEC	2430	2380	2390*	-36
MAR	2620	2560	2580*	-22
MAY	2710	2644	2664*	-30
JLY	2764	2716	2744*	-22
SEP	2820	2784	2794*	-26
DEC	2944	2890	2934*	+2

OATS

	HIGH	LOW	LAST	CHG
DEC	1082	1034	1072*	+2
MAR	1204	1154	1196*	+12
MAY	1262	1220	1262*	+12
JLY	1330	1274	1316*	+6

SOYBEAN MEAL

	HIGH	LOW	LAST	CHG
DEC	1734	1692	1727*	+25
JAN	1765	1721	1761*	+29
MAR	1810	1768	1808*	+30
MAY	1838	1799	1835*	+27
JLY	1870	1830	1863*	+24
AUG	1880	1840	1875*	+25
SEP	1860	1830	1860*	+13
OCT	1850	1820	1850*	+23

K.C. WHEAT

	HIGH	LOW	LAST	CHG
DEC	2570	2530	2544*	-34
MAR	2660	2616	2634*	-24
MAY	2714	2670	2690*	-14
JLY	2744	2702	2710*	-30
SEP	2800	2764	2770*	-30

MINN WHEAT

	HIGH	LOW	LAST	CHG
DEC	2490	2450	2476*	-16
MAR	2616	2580	2600*	-6
MAY	2684	2650	2672*	-6
JLY	2744	2740	2740*	0
SEP	2764	2764	2764*	-4

SOYBEAN OIL

	HIGH	LOW	LAST	CHG
DEC	2140	2102	2139*	+4
JAN	2170	2126	2169*	+8
MAR	2204	2161	2202*	+9
MAY	2235	2193	2234*	+9
JLY	2259	2220	2256*	+7
AUG	2260	2223	2250*	+10
SEP	2250	2222	2250*	+5
OCT	2250	2225	2250*	-2

DTN LIVESTOCK 17 DEC HOGS CONTRACT HIGH: 56.10 LOW: 44.25

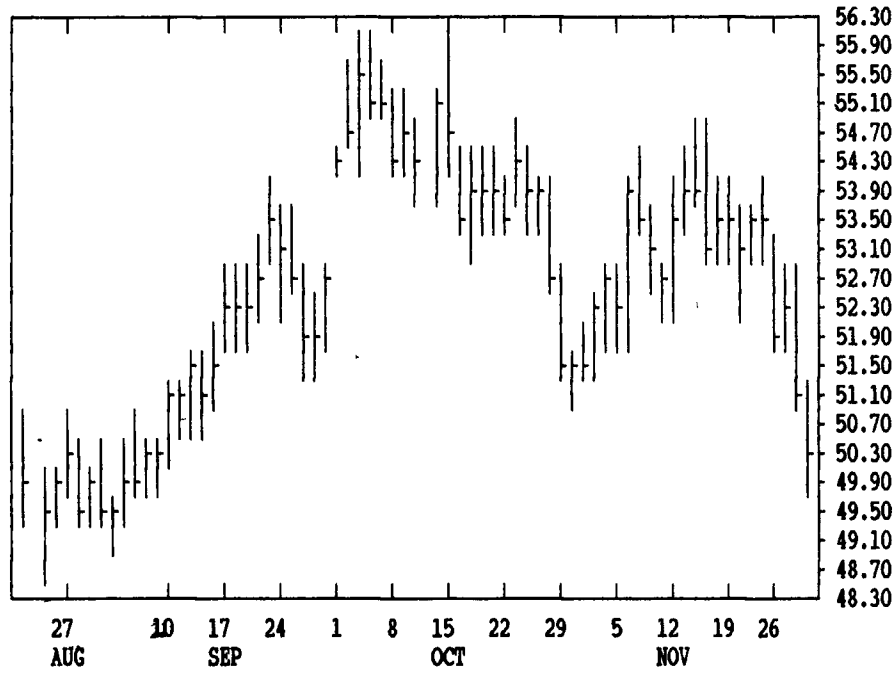

DTN LIVESTOCK 18 DEC LIVE CATTLE CONTRACT HIGH: 79.77 LOW: 71.00

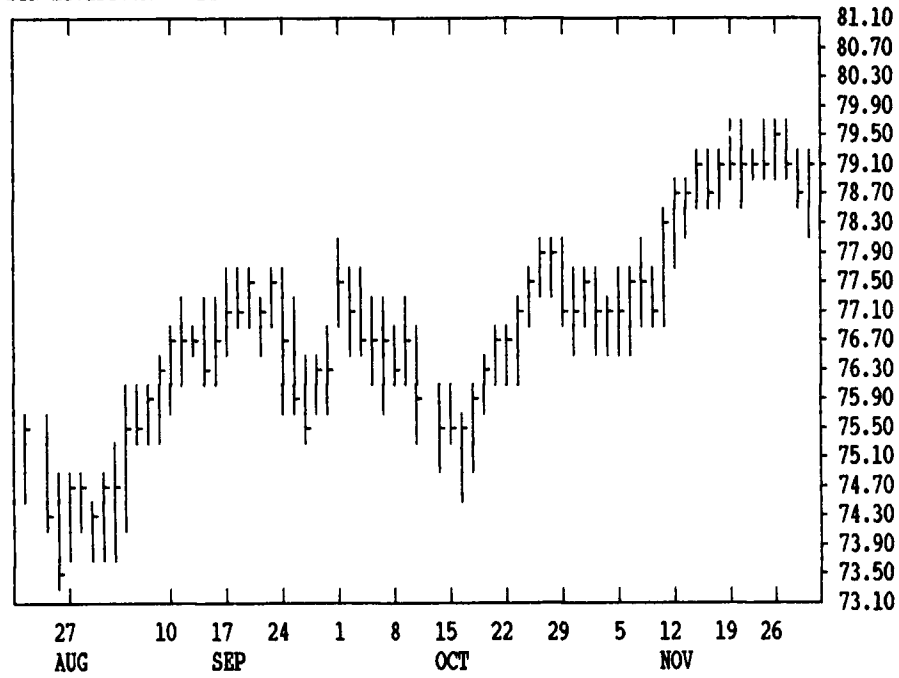

DTN GRAINS 22 JAN BEANS CONTRACT HIGH: 6.920 LOW: 5.642

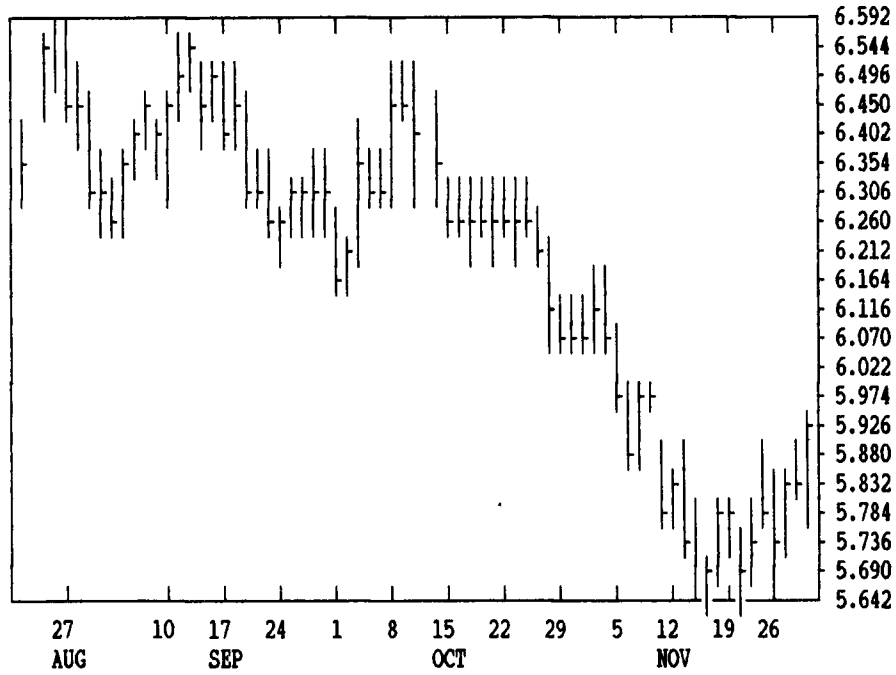
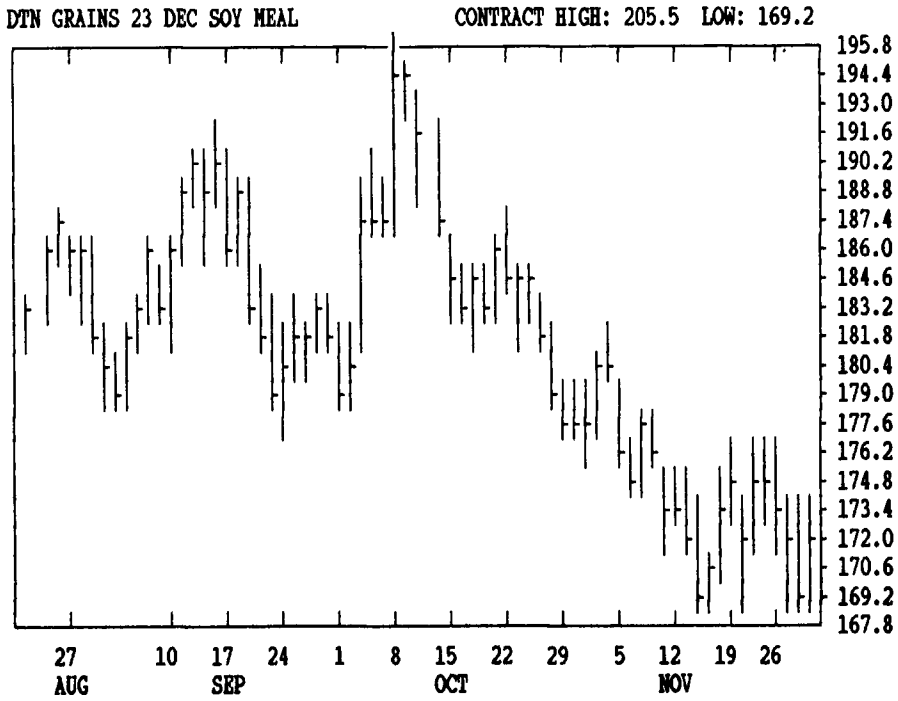
DTN GRAINS 23 DEC SOY MEAL CONTRACT HIGH: 205.5 LOW: 169.2