

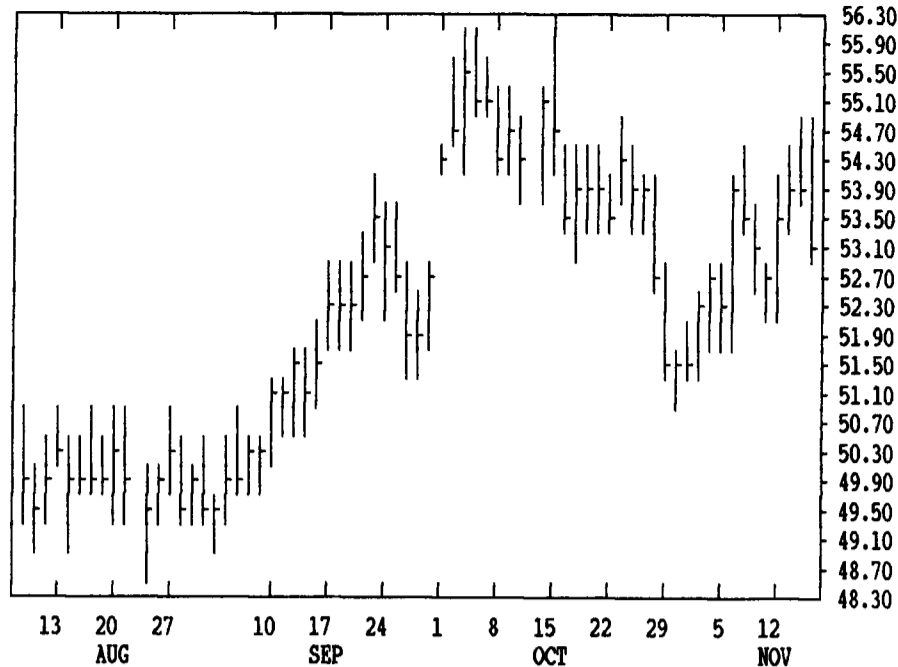
# GRAIN, CATTLE AND HOG FUTURES MARKETS

From DTN farmer satellite daily update. Service phone: (717) 731-1520

(Closing bids: Thursday, Nov. 15)

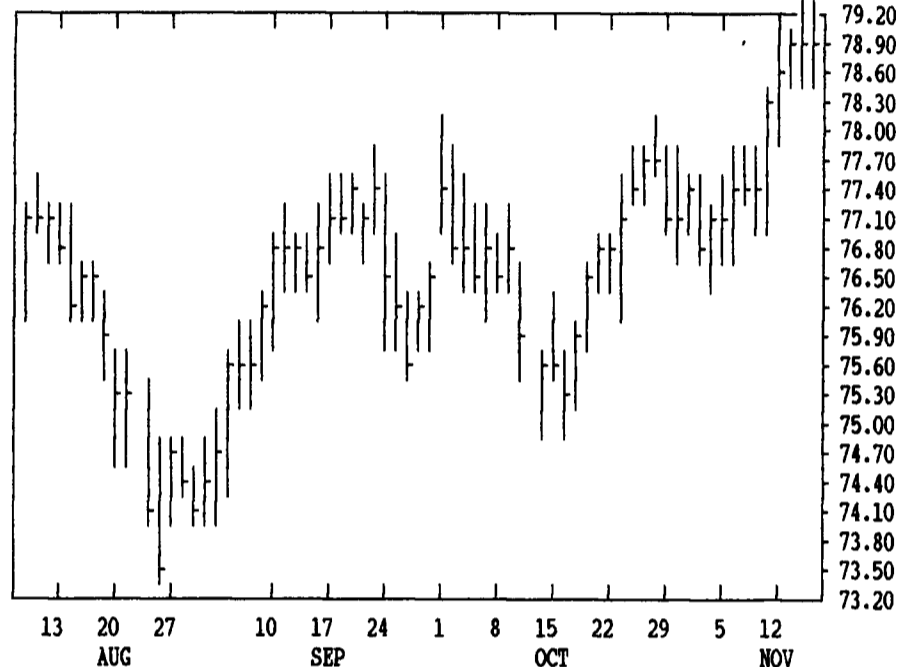
DTN LIVESTOCK 17 DEC HOGS

CONTRACT HIGH: 56.10 LOW: 44.25



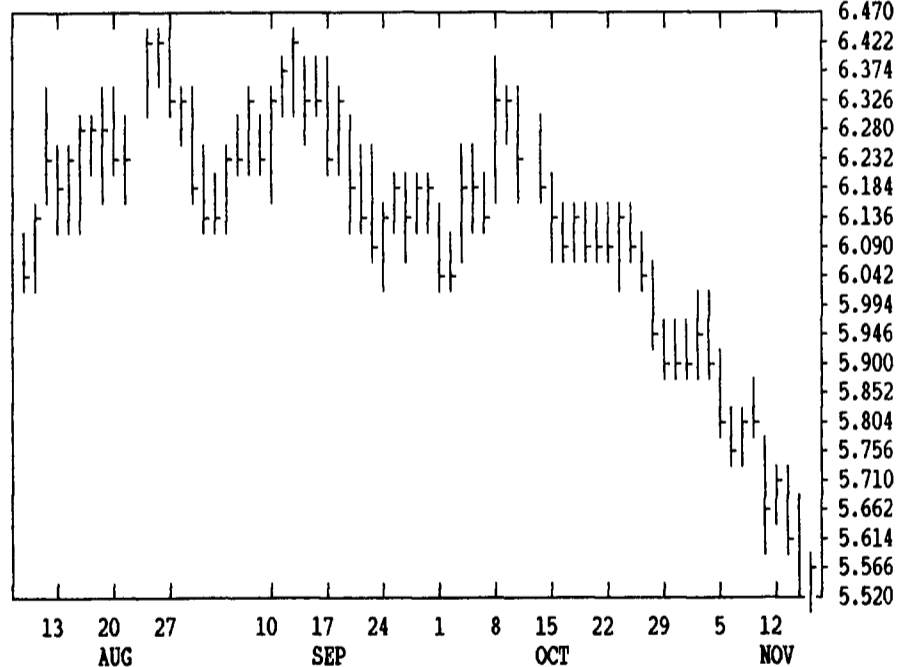
DTN LIVESTOCK 18 DEC LIVE CATTLE

CONTRACT HIGH: 79.35 LOW: 71.00



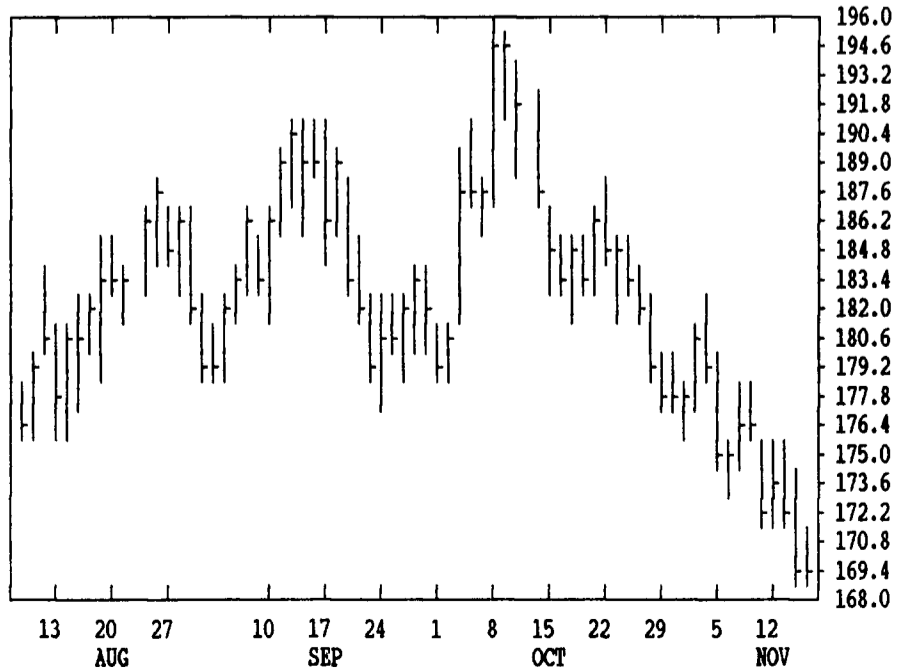
DTN GRAINS 21 NOV SOYBEANS

CONTRACT HIGH: 6.820 LOW: 5.520



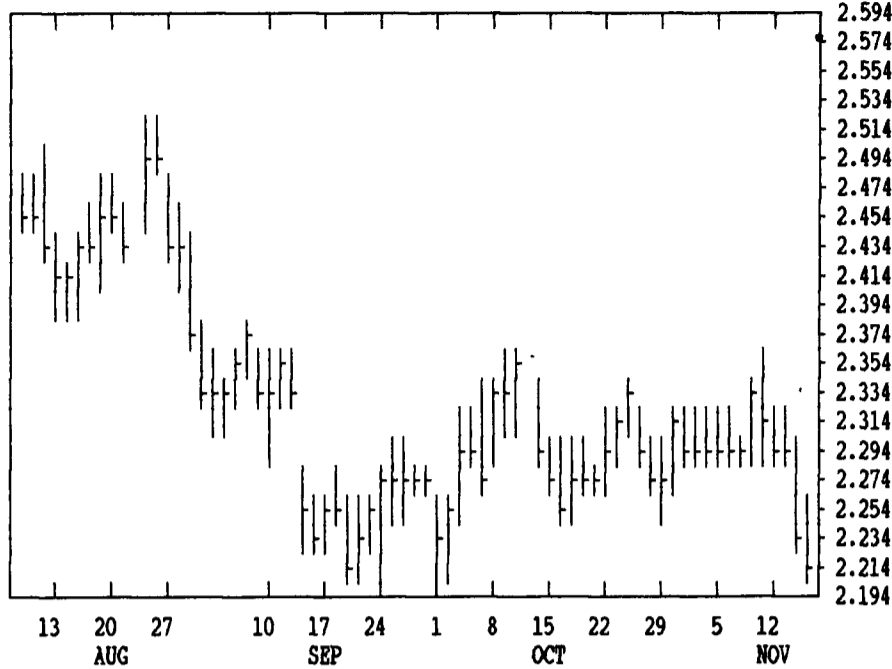
DTN GRAINS 23 DEC SOY MEAL

CONTRACT HIGH: 205.5 LOW: 169.4



DTN GRAINS 16 DEC CORN

CONTRACT HIGH: 2.964 LOW: 2.214



DTN FUTURES	10 11/15/90		TECHNICAL COMMENTS				5 DAY SLOWED STOCHASTIC	
	CLOSE	MOVING AVERAGES	4-DAY	9-DAY	18-DAY	RSI'S	9 DAY	14 DAY
DEC WHEAT	2.47 1/2	2.57 5/8	2.62 3/8	2.62 3/4	20	26	2	11
JUL91 WHT	2.79	2.86 5/8	2.90 5/8	2.89 7/8	24	30	4	19
KC DEC WHT	2.57 3/4	2.63 3/8	2.66 7/8	2.67	25	30	5	12
KCJLY91 WH	2.75	2.81 7/8	2.86 1/4	2.85 3/8	24	29	4	14

DEC CORN	2.22	2.26 3/4	2.29 1/8	2.29 2/3	26	34	6	15
MAR CORN	2.32	2.36 3/4	2.39 1/8	2.39 3/8	26	34	5	14
JUL91 CRN	2.45 1/2	2.49 1/4	2.51 3/8	2.50 7/8	30	37	6	17
JAN BNS	5.70 1/4	5.74 5/8	5.84 3/4	5.99 7/8	26	28	10	13
JUL BNS	6.09 1/4	6.14	6.23 7/8	6.38	26	29	11	13
NOV91 BNS	6.06	6.09 5/8	6.11 5/8	6.15 5/8	33	36	17	27
DEC MEAL	170.40	171.78	173.64	177.36	29	33	9	14
DEC OIL	20.41	20.34	20.76	21.33	27	26	20	11

CORN				CHICAGO WHEAT				K.C. WHEAT			
HIGH	LOW	LAST	CHG	HIGH	LOW	LAST	CHG	HIGH	LOW	LAST	CHG
DEC 2250	2216	2220*	-20	DEC 2562	2470	2474*	-76	DEC 2614	2570	2576*	-34
MAR 2342	2314	2320*	-22	MAR 2712	2644	2650*	-54	MAR 2704	2654	2664*	-36
MAY 2414	2382	2384*	-26	MAY 2790	2730	2730*	-52	MAY 2750	2704	2710*	-40
JULY 2472	2442	2444*	-22	JULY 2836	2784	2790*	-42	JULY 2784	2734	2750*	-36
SEP 2464	2450	2450*	-6	SEP 2876	2850	2850*	-50	SEP 2840	2794	2810*	-36
DEC 2472	2452	2454*	-16	DEC 3004	2964	2974*	-40	MINN WHEAT			
MAR 2524	2520	2520*	-12	OATS				DEC 2540	2494	2494	-34
MAY				DEC 1102	1074	1096*	+20	MAR 2660	2616	2616	-42
JULY				MAR 1216	1184	1212*	+26	MAY 2712	2666	2666	-46
				MAY 1280	1252	1276*	+22	JULY 2790	100	100-2700	
				JULY 1334	1310	1332*	+20	SEP 2846	2846	2846	-26
				SOYBEAN MEAL				SOYBEAN OIL			
NOV 5602	5550	5584*	+42	DEC 1713	1694	1704*	+6	DEC 2045	2015	2041*	+32
JAN 5720	5662	5702*	+36	JAN 1740	1720	1726*	-1	JAN 2073	2045	2069*	+34
MAR 5860	5800	5842*	+36	MAR 1783	1762	1764*	-4	MAR 2115	2082	2111*	+34
MAY 5994	5942	5976*	+36	MAY 1808	1790	1790*	-6	MAY 2152	2118	2150*	+31
JULY 6112	6056	6092*	+34	JULY 1836	1818	1819*	-10	JULY 2177	2145	2177*	+31
AUG 6134	6096	6126*	+40	AUG 1850	1825	1827*	-8	AUG 2180	2145	2172*	+42
SEP 6064	6034	6034*	+20	SEP 1846	1825	1825*	-5	SEP 2175	2145	2172*	+42
NOV 6094	6052	6060*	+4	OCT 1841	1812	1812*	-13	OCT 2175	2145	2175*	+43
JAN 6164	6164	6164*	+4								
MAR											

LIVE CATTLE				FEEDER CATTLE				LIVE HOGS			
HIGH	LOW	LAST	CHG	HIGH	LOW	LAST	CHG	HIGH	LOW	LAST	CHG
DEC 7922	7867	7897*	-15	JAN		8757		DEC 5470	5315	5335*	-55
FEB 7640	7570	7597*	-25	MAR		8497		FEB 5300	5130	5162*	-13
APR 7610	7570	7587*	-3	APR		8397		APR 4945	4832	4847*	-28
JUN 7382	7350	7365*	+5	MAY		8317		JUN 5300	5200	5272*	+22
AUG 7230	7195	7200*	0	AUG		8215		JULY 5300	5245	5277*	+7
OCT 7235	7207	7215*	+8	SEP		8145		AUG 5100	5050	5072*	-13
DEC 7300	7300	7300*	0	OCT		8105		OCT 4580	4575	4575*	0
FEB				NOV				DEC 4565	4555	4555*	0
SWISS FRANC				EURODOLLAR				PORK BELLIES			
DEC 8006	7968	7986*	-37	DEC 9210	9208	9210*	0	FEB 7330	7005	7012*	-193
MAR 7991	7955	7972*	-37	MAR 9245	9242	9244*	-1	MAR 7260	6937	6945*	-192
JUN 7975	7945	7956*	-37	JUN 9249	9245	9247*	0	MAY 7200	6905	6912*	-193
BRITISH POUND				S&P 500 INDEX				W. GERMAN MARK			
DEC 19522	19466	19476*	-24	DEC 9212	9207	9211*	+3	JULY 7135	6880	6880*	-200
MAR 19276	19220	19232*	-20	MAR 9193	9188	9192*	+3	AUG 6890	6597	6605*	-192
JUN 19070	19034	19034*	-18	JAPANESE YEN				DEC 6782	6762	6776*	-19
DEC 7774	7702	7707*	-48	MAR 32370	31960	32065*	-370	MAR 6760	6740	6755*	-19
MAR 7763	7694	7698*	-48	JUN 32630	32330	32365*	-370	JUN 6731	6723	6731*	-19
JUN 7720	7686	7686*	-48	SEP 32950	32625	32630*	-395	SEP 6726	6707	6707*	-19