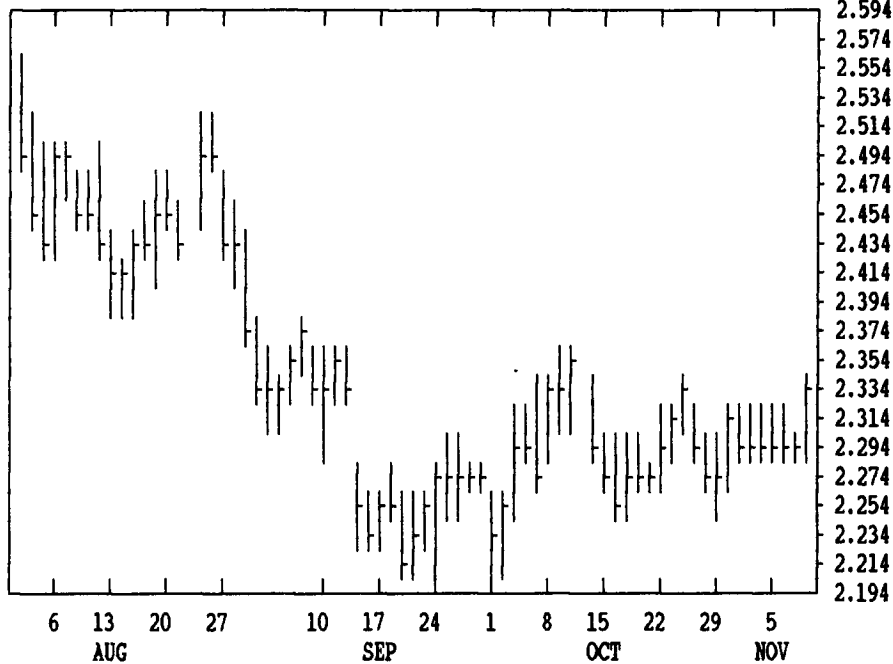


GRAIN, CATTLE AND HOG FUTURES MARKETS

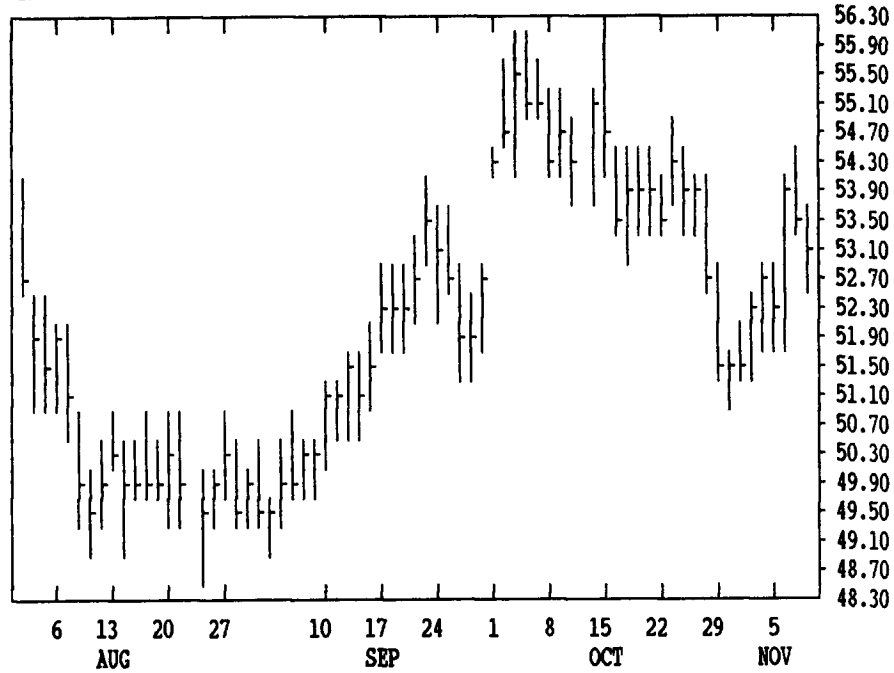
From DTN farmer satellite daily update. Service phone: (717) 731-1520

(Closing bids: Thursday, Nov. 8)

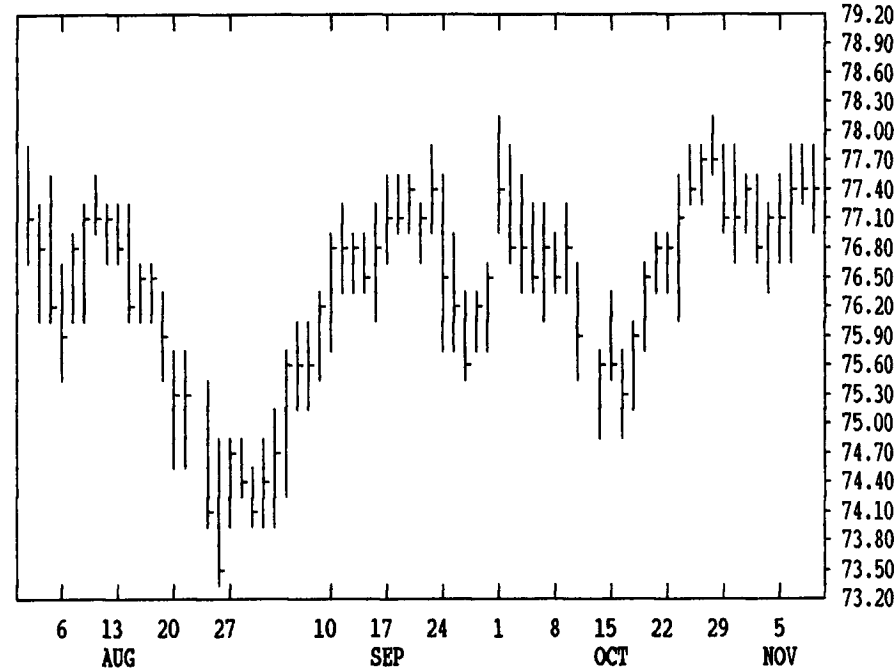
DTN GRAINS 16 DEC CORN CONTRACT HIGH: 2.964 LOW: 2.214



DTN LIVESTOCK 17 DEC HOGS CONTRACT HIGH: 56.10 LOW: 44.25



DTN LIVESTOCK 18 DEC LIVE CATTLE CONTRACT HIGH: 78.12 LOW: 71.00



DTN FUTURES 10 11/08/90 TECHNICAL COMMENTS 5 DAY SLOWED

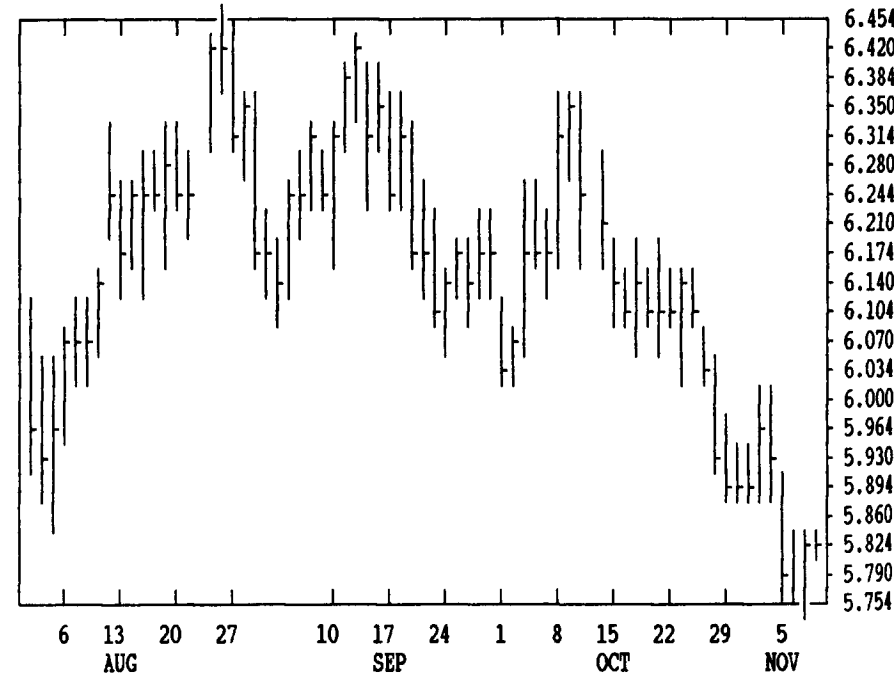
	CLOSE	MOVING AVERAGES			RSI'S		STOCHASTIC	
		4-DAY	9-DAY	18-DAY	9 DAY	14 DAY	K	D
DEC WHEAT	2.69 1/4	2.66 1/4	2.64 3/8	2.63 3/4	63	53	77	67
JUL91 WHT	2.96 1/4	2.93 3/4	2.91 1/3	2.90 1/8	64	55	86	78
KC DEC WHT	2.72	2.69 5/8	2.67 7/8	2.68	59	52	81	78
KCJLY91 WH	2.92 3/4	2.89 1/2	2.86 1/2	2.86 3/8	66	56	100	96
DEC CORN	2.33	2.31	2.30 1/3	2.29 7/8	62	56	60	54
MAR CORN	2.42 3/4	2.41	2.40 1/8	2.39 3/8	63	57	70	67
JUL91 CRN	2.54 3/4	2.53	2.51 2/3	2.50 1/8	65	59	82	81
JAN BNS	5.97 1/2	5.95 3/4	6.03 1/4	6.13 3/4	32	34	20	14
JUL BNS	6.36 1/4	6.34 3/4	6.41 1/4	6.50 1/4	33	36	17	11
NOV91 BNS	6.16 1/4	6.13 3/4	6.15	6.18 3/8	46	46	54	36
DEC NEAL	177.10	176.35	177.77	180.87	38	40	24	19
DEC OIL	21.20	21.19	21.48	21.84	25	26	16	10
DEC CCTL	77.35	77.43	77.29	77.10	54	55	76	69
FEB CCTL	74.65	74.73	74.68	74.44	51	51	56	53
NOV FDRS	87.60	87.70	87.49	86.82	59	56	83	73
DEC HOGS	53.07	53.23	52.50	53.15	50	50	76	83
FEB HOGS	50.57	50.72	50.20	50.58	50	51	74	76
FEB BELS	69.17	68.41	64.78	65.22	67	65	94	97

DTN FUTURES 02 11/09/90 DELAYED COMMODITY QUOTES CENT. 06:21

CORN				CHICAGO WHEAT				K.C. WHEAT			
HIGH	LOW	LAST	CHG	HIGH	LOW	LAST	CHG	HIGH	LOW	LAST	CHG
DEC 2332	2296	2330*	+26	DEC 2694	2656	2692*	+34	DEC 2720	2692	2720*	+32
MAR 2430	2400	2426*	+22	MAR 2840	2806	2840*	+34	MAR 2822	2796	2822*	+30
MAY 2500	2470	2496*	+24	MAY 2914	2882	2914*	+30	MAY 2884	2860	2884*	+30
JUL 2546	2524	2546*	+20	JUL 2964	2930	2962*	+30	JUL 2926	2900	2926*	+32
SEP 2530	2514	2524*	+10	SEP 3010	2984	3010*	+26	SEP 2982	2922	2982*	+32
DEC 2530	2506	2526*	+14	DEC 3120	3084	3120*	+24	MINN WHEAT			
MAR 2600	2574	2596*	+24	OATS				DEC 2630	2596	2624*	+24
MAY				DEC 1216	1204	1214*	+4	MAR 2760	2724	2760*	+30
JUL				MAR 1326	1314	1324*	+2	MAY 2840	2800	2834*	+30
SOYBEANS				MAY 1392	1382	1392*	+4	JUL 2902	2900	2902*	+32
NOV 5850	5820	5832*	+12	JUL 1450	1442	1450*	+2	SEP 2940	2930	2940*	+20
JAN 5992	5964	5974*	0	SOYBEAN MEAL				SOYBEAN OIL			
MAR 6134	6102	6124*	+4	DEC 1778	1763	1771*	-3	DEC 2132	2115	2120*	+13
MAY 6270	6234	6254*	+4	JAN 1808	1791	1796*	-6	JAN 2160	2143	2150*	+16
JUL 6370	6344	6362*	+6	MAR 1850	1833	1835*	-8	MAR 2200	2187	2193*	+15
AUG 6374	6354	6372*	+12	MAY 1877	1857	1860*	-10	MAY 2240	2227	2232*	+15
SEP 6244	6214	6216*	+6	JUL 1903	1885	1888*	-12	JUL 2270	2255	2262*	+17
NOV 6174	6140	6162*	+6	AUG 1913	1897	1897*	-13	AUG 2265	2258	2260*	+18
JAN 6272	6272	6272*	+12	SEP 1893	1880	1880*	-10	SEP 2260	2247	2255*	+13
MAR				OCT 1853	1840	1843*	-7	OCT 2235	2235	2235*	+8

LIVE CATTLE				FEEDER CATTLE				LIVE HOGS			
HIGH	LOW	LAST	CHG	HIGH	LOW	LAST	CHG	HIGH	LOW	LAST	CHG
DEC 7765	7730	7735*	-25	NOV 8785	8755	8760*	-37	DEC 5360	5297	5307*	-65
FEB 7492	7460	7465*	-20	JAN 8625	8580	8590*	-40	FEB 5110	5050	5057*	-58
APR 7507	7475	7487*	-5	MAR 8375	8350	8355*	-25	APR 4800	4760	4765*	-27
JUN 7287	7260	7272*	0	APR 8280	8255	8265*	-20	JUN 5165	5110	5112*	-58
AUG 7160	7130	7130*	+3	MAY 8210	8195	8202*	-15	JUL 5197	5155	5165*	-30
OCT 7177	7152	7152*	0	AUG 8120	8105	8120*	+10	AUG 5015	4955	4975*	-35
DEC 7245	7240	7245*	+15	SEP 8020	8020	8020*	0	OCT 4465	4465	4465*	-20
FEB				OCT				DEC 4495	4485	4485*	-5
SWISS FRANC				EURODOLLAR				PORK BELLIES			
DEC 8033	7948	8004*	-4	DEC 9206	9201	9202*	-1	FEB 7025	6895	6917*	-80
MAR 8022	7940	7995*	-3	MAR 9236	9231	9231*	0	MAR 6980	6830	6850*	-70
JUN 8010	7935	7984*	-2	JUN 9237	9232	9233*	+1	MAY 6935	6790	6815*	-97
BRITISH POUND				SEP 9224	9221	9221*	+2	JUL 6880	6710	6710*	-115
DEC 19616	19480	19570*	+16	DEC 9197	9193	9193*	+2	AUG 6690	6490	6490*	-110
MAR 19380	19250	19338*	+14	MAR 9177	9173	9174*	+2	FEB			
JUN 19180	19070	19148*	+14	S&P 500 INDEX				W. GERMAN MARK			
JAPANESE YEN				DEC 31185	30580	30980*	+255	DEC 6733	6678	6715*	-3
DEC 7731	7685	7697*	-61	MAR 31440	30870	31235*	+260	MAR 6712	6660	6698*	-3
MAR 7718	7680	7689*	-63	JUN 31700	31150	31525*	+260	JUN 6685	6649	6679*	-3
JUN 7688	7678	7678*	-65	SEP 31950	31500	31815*	+280	SEP 6663	6660	6660*	-3

DTN GRAINS 21 NOV SOYBEANS CONTRACT HIGH: 6.820 LOW: 5.644



DTN GRAINS 23 DEC SOY MEAL CONTRACT HIGH: 205.5 LOW: 170.5

